



Patchwork Press

Catawba Valley
Quilters Guild

Volume 36, No. 6
June 2020

ALL MEETINGS AND ACTIVITIES IN JUNE CANCELLED

PRESIDENT'S MESSAGE

Hope that we are all doing well in this new normal, sheltering in place and wearing a mask if we have to go out.

I wanted you to know that this month I delivered 160 masks you made to Frye Hospital and ten exam gowns that were also made by you for Hospice (Carolina Caring.) Once again you are commended for giving your time and your resources to meet critical needs at this unbelievably trying time. I count it a privilege to be a part of our efforts.

In other news, the Guild Board were polled by email regarding June Guild activities. We decided not to have a June meeting or June Mission Day. Social distancing factored in our decision to suspend activities. We will decide on July later.

Stay safe and healthy as you continue to be creative using your fabric stash.

Mary Long

NOTE FROM THE EDITOR

Hallllo! Anybody there?

This issue again features your projects including blocks from the Hickory 150 quilt, a work-in-progress. We are making this quilt at the request of Mayor Guess, to celebrate the 150th anniversary of the City of Hickory. In addition to photos of your projects, our co-presidents, Mesdames Mary Long and Debbie Swartzel (p. 6) submitted articles (above and p. 6 respectively). Words AND Pictures! Oh my!

Unfortunately, Mary and Debbie's submissions bumped my filler, a tongue-in-cheek review (with footnotes) of War and Peace, my Quarantine reading, a real literary loss, I know, but maybe we can squeeze it into July's issue.¹

Diana Weber

¹Haha. I feel it my duty to assume the position of Morale Officer in these weird times.... You're welcome.



GUILD CALENDAR

Any activities with a double asterisk in this newsletter are subject to cancellation due to the Coronavirus.

MISSION DAYS

****July 11** 9 am to 3 pm**

QUILT SHOWS**

****July 10-11, 2020 Alleghany Quilters Guild Show**

Alleghany County Fairgrounds

US Hwy 21 N, Sparta, North Carolina

<https://festivalnet.com/19671/Sparta-North-Carolina/Fiber-Arts-Festivals/Alleghany-Quilters-Guild-Quilt-Show>

****August 20-22, 2020 Original Sewing & Quilt Expo****

Raleigh Convention Center

500 S Salisbury St, Raleigh,

****Sept. 25-27, 2020 Asheville Quilt Show****

WNC Ag Center,

765 Boylston Hwy,

Fletcher, NC

****October 9-10, 2020 A Celebration of Color Quilt Show**

**Congregational United Church of Christ

400 W Radiance Dr, Greensboro,

**** October 16-17, 2020 Cabarrus Quilters**

A Splash of Color Quilt Show

Concord City Club at Gibson Mill, 325 McGill Ave, NW,
Concord, NC


Inside this Issue

Meeting, Show /Workshop Schedules	1
Who's Who, Treasurer's Report, Birthdays	2
Show & Tell in Words & Pictures!!	3
Hickory 150 Anniversary Quilt	6
Online competitions	12



Catawba Valley Quilters Guild
P.O. Box 352
Hickory, North Carolina 28603

JUNE BIRTHDAYS



4	Frances Allen
6	Nora Evans
8	Debbie Abernethy
8	Dotty Williams
9	Terrie Townsend
10	Jean Willams
14	Suzanne Sproul
29	Debbie Swartzel

Officers

	Day	Night
President	Debbie Swartzel dswartzel@charter.net (704) 564-1766	Mary Long maryellamml@gmail.com 297.4711
Vice Presidents	Debra Rubin debra.rubin@gmail.com (336) 314.5906	Mary Whipkey marywhipkey@bellsouth.net 728-3800 Jan Carpenter jan99chr@yahoo.com 381-7342
Secretary	Maureen Teague maureeneteague@gmail.com 495-8715 & Kandi Peterson kandipeterson1@gmail.com 328-3290	Anne Starnes annestarnes@yahoo.com 322-7308
Treasurer	Teena McRary teenamc@embarqmail.com 396-7100	
Members-at-Large	Peggy McCosh mccoshpeggy@yahoo.com 423.506.2151	Joy Mease joymease224@hotmail.com 465-6624

Membership – Elle Clemens daytime Co-Chair
luv2quilt5@att.net, 606-9246 / Jan Carpenter evening
Co-Chair; jan99chr@yahoo.com 381-7342;
Joy Mease joymease224@hotmail.com 465-6624.

Newsletter – Diana Weber 495.9389
gmadidi7@gmail.com

Newsletter deadline: fourth Monday of prior month

Webmistress – Amanda Truett c: 803.528.6304
artsoul85@gmail.com

Meeting Dates / Times

Second Thursdays 10 am/6:30 pm Holy Trinity Lutheran Church, 547 6th Street NW, Hickory, NC
catawbavalleyquiltersguild.com / Instagram
@CVquiltersguild

2020 TREE QUILT CHALLENGE REMINDER
from Jan Carpenter and Barbara Mahnke


Members please remember to be working on your Tree Challenge for the December meeting. Check the guild website or previous newsletters for the guidelines.





SHOW & TELL — ONCE AGAIN WITH FEELING!

Reba Walden, came up with this brilliant idea: cover a shelf unit to serve as a pressing station. But, WAIT, that's not all. Here's her fabric stash. NICE!




Terrie Townsend & Sawyer — at work



Margaret Noah's Sheltering in Place projects have kept her busy. Here's her churn dash made from fat quarters.



Quilt for her granddaughter



Assortment of Baby quilts




Teena McRary didn't

send a picture, just the Treasurer's Report on p. 2 **but** she writes: I've made 250 masks [Ed. Note: YIKES] and two hospital gowns; ready to quilt something fun!

Stay safe. I miss everyone. Teena

Shelley Thompson: What? Is that an empty UFO tub? Now, where did I hide that other one? Hope everyone else has empty tubs, too! See y'all in the fall.






Debbie Smith Front & back of Baby girl Harper quilt.



Three dinosaur quilts.



Rebecca Mullins quilted this beauty pieced by **Lynda Benfield**



Rebecca also quilted these two for other clients.



Candi Gordon made this for her new grand-baby which **Rebecca** quilted.



Cindi Williamson made these two eye-poppers! Love them!





Elle Clemens



Bexley big quilt quilted; last month we saw the unfinished quilt. She also finished a pillowcase.




Pat Carson made this striking chevron QOV.

She adds: *Here's another project I'm piddling with—making mega blocks mixing shirt fabric and other fabric in half square triangles. Goal is to up-cycle some of the great checks and plaids in shirts.*



Samples here not squared up yet. They are 20 1/2 inch squares.

Susan Bisulca: *This quilt is from a project Pat Carson started, and I finished.*



Peggy Senn: Two Christmas tree skirts from a pattern called Circle Wedge Tree Skirt; after all the cutting you end up with two skirts that are opposite in design. Made for my two sons before the holidays this year.



The quilt is an Oh My Stars pattern made for a sweet little girl and sent to her recently.



Eve Agee: Hi Diana, I tried to send you some pics but couldn't get things going thru. I am feeling so much better and have been busy making masks for my family and also thread sketching.



HICKORY 150 QUILT UPDATE

Thank you to everyone who has made beautiful blocks for Hickory's 150th anniversary celebration. I know that all of us have had our lives upended in one way shape or form since we signed our blocks out.

However, too much work has gone into this by too many of us to abandon the project. So here's where things stand:

- At this time there is no timeline. We'll finish when we finish.
- While we're not under any time pressure, I'd prefer to not entirely stop working on it if possible.

My guess is that if you've checked out a block or blocks you are in one of four places:

- You've completed your block(s) and are ready to turn them in.
- You haven't completed your blocks but plan to when life settles down.
- You haven't completed your blocks and don't feel up to doing them.
- You've forgotten that you have blocks to do or lost your background or pattern.

Please know there is no judgement on my part no matter where you stand. If Covid-19 had a theme for me it's been grace. I've been trying to give it myself and others.

I've been listening to a lot of audio books while I'm sewing the last couple of years. One I listened to recently *Everything is Figureoutable*.

This is figureoutable.

So, consider this a check in. If you still have a block or blocks, I'd appreciate you letting me know where you stand on them.

If you've completed your blocks you can mail them to me at:

Debbie Swartzel
211 Azalea Lane
Blowing Rock, NC 28605

For any of the other three situations, I'd love an email to let me know where you stand. It would be great if you have an idea when you might have them finished, and it's fine if you say please find someone else to complete them. If you're missing anything you need I have more supplies. You can email me at: dswartzel@charter.net.

Lastly, I've started photographing the blocks. Here's a link if you'd like to see the beautiful work of your fellow guild members: [Hickory 150 Blocks](#) I believe Diana will be sharing a few in the newsletter as well.

Until we can meet in person,
Debbie Swartzel



New Member






Kim Cater
306 2nd Avenue NE
Conover 28613
(828) 464-4519 H
(828) 302-6110
kfcater@gmail.com
Jan 16





Hickory 150 Quilt Blocks













LOOKING FOR SOMETHING DIFFERENT TO DO? FROM PAT CARSON

These are some available online competitions guild members may be interested in. Google them for details, guidelines, entry forms, etc—

- Pieces of the Past Quilt Competition
- Tula Pink Homemade Challenge Rules

They both have been advertised in quilt magazines and online.

Until further notice, the days of the week will now be referred to as

Thisday, Thatday, Otherday, Someday, Yesterday, Today and Nextday.

Forget about the dates. Who can keep track?



Catawba Valley Quilters Guild

P.O. Box 352

Hickory, NC 28603

www.catawbavalleyquiltersguild.com