



Patchwork Press

Catawba Valley
Quilters Guild

Volume 34, No. 5
May 2018

MAY 2018

MEETINGS

MAY 2018

Board Meeting Thursday, May 3, 2018 6 pm
Holy Trinity Lutheran Church

Guild Meetings, Thursday, May 10, 2018
at 10 am & 6:30* pm Holy Trinity Lutheran Church.

10 am Program: Whose Sewing Room is That?
Libby Sigmon takes us on a photo journey of members' sewing rooms.

6:30* pm Program Eneke Thomas, Fiber artist presents silk and art quilt wall hangings. Details on p. 8. The evening group will also work on scheduling programs for 2019.

Thursday Mornings, 9:30—Noon Sit 'n Sew, Holy Trinity Lutheran Church — an informal session to work on personal projects or to just connect with us, followed by lunch out.

Mission Day May 26, 2018, 9 am to 3 pm Holy Trinity Lutheran Church — We will be stocking up our inventory of QOVs for the Quilt Show in October 2018. We are planning on giving two QOVs to each of the veterans' posts and the VA. If you wish to recognize a veteran during the show with a QOV, please contact Amanda Truett as soon as possible so that we can make enough QOVs for the show. While we want to give a QOV to every veteran, we have only about 6 months to prepare--first come, first served.

*** New time.**

GUILD WORKSHOPS / QUILT SHOWS

Our Quilt Show October 12-13, 2018 Quilts of the Valley — Seasonal Inspirations

May 4-5, 2018 Salisbury-Rowan Quilt Show
First Baptist Church, 223 N. Fulton St.
Salisbury, 28144
<https://www.salisburyrowanquilters.net/>

June 15, 2018 CVQG In House Workshop
Introduction to Heatset Machine Appliqué with Grace Errea

June 23, 2018 Quilting & Fiber Art Show
Brooklyn Arts Center
516 North 4th St Wilmington

Aug. 3, 2018 Mountain Piecemakers Annual Quilt Show
Burnsville Town Center
6 S Main St, Burnsville

Other quilt shows on our website, and <https://quiltersresources.com/> or <https://www.quiltinghub.com/Events>

Inside this Issue

Meeting, Show Schedules	1
Who's Who, Treasurer's Report, Birthdays	2
Meeting AM Minutes	3
Show Biz	5
Show Survey	6
Minutes PM Meeting	10



Catawba Valley Quilters Guild
P.O. Box 352
Hickory, North Carolina 28603

Officers

	Day	Night
President	Barbara Mahnke barbaramahnke@gmail.com 294.4123	Terrie Townsend tltsews@embarqmail.com or terrie@billsewing.com cell 443-9284
Vice Presidents	Mary Bucy mbucy1@gmail.com (828) 514.4290 Chris Appenzeller unkmail@bellsouth.net (262) 903.3660	Gregg Colson greggcolson@icloud.com (615) 828-9343 Gigi Miller gigim@charter.net 234-9170
Secretary	Joy Mease joymease224@hotmail.com 465-6624	Anne Starnes annestarnes@yahoo.com 322-7308
Treasurer	Teena McRary teenamc@embarqmail.com 396-7100	
Members-at-Large	Debra Rubin debra.rubin@gmail.com (336) 314.5906	Jessica Starost jstarost@hotmail.com (502) 387-7755

Membership – Barbara Phillips 308.7607 bphillips284@charter.net

Newsletter – Diana Weber 495.9389 gmadidi7@gmail.com
Newsletter deadline: fourth Monday of prior month

Webmistress – Amanda Truett c: 803.528.6304
artsoul85@gmail.com

Meetings held second Thursdays 10 am and 6:30 pm at Holy Trinity Lutheran Church, 547 6th Street NW, Hickory, NC.

From Karen Berlin:

Thanks to everyone who has volunteered to sell tickets at the Hickory Folk Fest May 18 and 19, for our raffle quilt. There will be other opportunities to volunteer at venues so stay tuned! There will be prizes for the member who sells the winning ticket, and the member who sells the most tickets.

Remember to keep building those log cabin quilts for the 2018 Challenge. They will be presented and voted on at our June joint meeting. It should be interesting to see what we come up with based on one of the most classic American quilt designs.

Thanks!



MAY BIRTHDAYS

6 Beth Hill
8 Kathleen Sigmon
10 Connie Bumgarner
14 Lavina Smith
23 Martha Annas
23 Peggy Poe
29 Joyce Lutz
29 Barbara Mahnke



Catawba Valley Quilters Guild Treasurer's Report 3/31/2018

Balance 3/1/2018			\$ 19,326.71
Receipts			
Membership	80.00		
Raffle Quilt	165.00		
Workshop	1,147.00		
QOV Donation	300.00		
Interest	3.87		
Total Receipts		\$ 1,695.87	
Expenses			
Program	\$ 450.00		
Ribbons (Show)	44.91		
Member overpay	20.00		
Program Lunch	11.45		
Newsletter	50.00		
Total Expenses		\$ 576.36	
Balance 3/31/2018			\$ 20,446.22



MINUTES AM MEETING APRIL 12, 2018

Call to Order

President Barbara Mahnke called the meeting to order at 10 am. Head count was 61 people which included two visitors: Robin Walker who had attended the April retreat and Connie Smith who is active in a church sewing ministry and who was invited to the guild meeting by Jan Hutchinson. We were also happy to see Sherry Huffman who has been away for several meetings and Lavina Smith who traveled from Winston-Salem to join us.

Announcements

Upcoming Fabric Sales: Pineapple Fabrics in Archdale NC is having a warehouse sale May 10-12. Carolina Foam and Fabric is continuing its close-out sale at its Black Mountain location until the end of April 2018.

Approval of Minutes

Everyone had received the newsletter. There were no corrections or additions to the minutes, so they were approved as published.

Treasurer's Report

Treasury balance can be found on page 2 of the April 2018 newsletter. Teena McRary noted we recently received another \$300 in QOV donations.

Sunshine & Shadows

- Dawn Barbersek's father's health continues to improve; although he is still on oxygen, he is back to driving. Her mother just turned 77.
- Joyce Pearce and her husband Skip are in need of prayers. Skip goes in next week for major heart surgery.
- A close friend of Ellen Clemens recently passed away.
- Diana Weber is back from spending 5 weeks in Puerto Rico. Two Habitat groups were there for 2 weeks during which they repaired 4 homes in the mountains of Las Marias and re-roofed a school building. Also her Aunt Rosita celebrates her 98th birthday on April 12.
- Mary Long's final radiation treatment is to-

morrow!

- Ruth Keeslar lives in the area of Highway 16 and Buffalo Shoals Rd. A non-quilting friend has been driving her to morning guild meetings. If anyone lives in that area and could offer Ruth a ride, please let Barbara Mahnke know.
- Peggy Barton adopted a rescue chow mix on March 02. His name is Teddy and he is devoted to her. Peggy has pictures of this beautiful boy on her cell phone--you owe it to yourself to see them!

Business

- We will hold a summer camp for 5 children between the ages of 8 and 12 years. This will be in the morning for one week only in July. There will be more details later.
- A reminder that our quilt challenge for the June meeting is the log cabin pattern. There are new books in the guild library that are specifically geared toward this pattern.
- We now have a set-up where pictures/videos on a laptop can be projected onto the large TV in our meeting room and we will encourage future speakers to use this.

October 2018 Quilt Show

Gregg Colson has created a "Design Wall" for display at the entrance to our October 2018 quilt show. It will be titled "We Are the CVQG." Each member is asked to make a 15" by 15" completed quilt square to be shown on the Wall. The square can be any design you wish to make; if you want to make a 15" square log cabin hanging, you can use it for the challenge as well.

Martha Pendasulo, Publicity Chair for our October 2018 show, thanked everyone for displaying the quilt show magnets on their cars. Important tip: remove the magnet *before* driving your car through an automatic car wash or you may lose it! Also, we will be receiving a flyer for the show in a future email; please print a few copies and have



(AM Minutes continued from page 3)

them with you when you visit fabric shops.

Gere Helton thanked members for all the fat quarters and the baskets they'd brought today and asked that people continue to bring more.

Eve Agee asked the members to continue to think about demos they could do during the October show.

Kathleen Sigmon has additional quilt raffle tickets available for members to sell. We have a good sales opportunity at the Hickory Metro Center on May 18 and 19 from 10 am to 6 pm during the Carolina Craft Show. Thanks to Rebecca Mullins for arranging this for us. Kathleen passed around a sign-up sheet for people who could help; if you did not get to sign up during the meeting but can help on this, please contact Kathleen.

Drawings

Attendance – Diana Weber

Homemade Nametag – Lynda Benfield

Service Projects

- **Elle Clemens:** an Easy Peasy quilt top;
- **Debbie Swartzel:** a quilt for CAC;
- **Jan Hutchinson:** preemie quilt;
- **Rosalyn Gardner:** a scrappy QOV;
- **Jo Johnson:** 2 preemie quilts;
- **Libby Sigmon:** preemie quilt;
- **Teena McRary:** preemie quilt;
- **Janice Setzler:** 5 preemie quilts;
- **Lavina Smith:** preemie quilt and sunshine quilt;
- **Frances Allen:** sunshine quilt;
- **Dianne Johnston:** quilt for CAC;
- **Susan Leithiser:** preemie quilt, two pillow cases;
- **Kay Dwyer:** preemie quilt and sunshine quilt.

Show & Tell

- **Ruth Keeslar:** a horseshoe crab shell bearing a painted-on quilt design.
- **Jean Stewart:** a large star-design quilt which

was started by Jean's mother, finished by Jean and long-arm quilted by **Linda Nichols**.

- **Dawn Barbersek:** a pink-themed quilt which is heading to TX as a gift for her great niece plus a completed star quilt from the 2017 challenge.
- **Kathleen Whiddon:** a soft quilt of half-square triangles for her granddaughter's "big girl" bed, long-arm quilted by **Rebecca Mullins**.
- **Mary Whipkey:** star quilt which was long-arm quilted by **Jennifer Kay** and a scrappy orange peel throw
- **Candi Gordon:** cute bunny pillow; padded eye-glass cases; a little girl's purse; a fabric "carrot" with drawstrings
- **Debbie Swartzel:** Easy Peasy baby quilt in multiple shades of gray and a bed quilt
- **Debbie Rubin:** a quilt for her grandson made from a panel. Debbie passed on helpful lessons she had learned from using a panel to make a quilt: the design blocks probably are *not* one uniform size so measure every single one of them and realize you may need more than one panel to make the quilt work.


Program

Our program was given by Vickie Clontz, owner/designer of Annie's Keepsakes. Her mother Annie Arant taught her to sew when she was 5 years old. When Vickie established her business in 1990, she named it Annie's Keepsakes in honor of her mother and of her daughter. The business has an active website <http://www.annieskeepsakes.com> with multiple patterns, wool felt and silk velvet for sale. She showed examples of placemats, handbags, aprons, clothing and crafts she has designed and also discussed the value of using wool in projects since it never ravel or frays.

We learned a lot!

Meeting adjourned at 12:19 pm.

Respectfully submitted,
Joy Mease, Secretary





(There's no Business Like)

2018 SHOW BUSINESS

Raffle Quilt Committee--Karen Berlin & Kathleen Sigmon

Thanks to everyone who has volunteered to sell quilt raffle tickets at the Hickory FolkFest May 18 and 19 at the Hickory Metro Convention Center. There will surely be other opportunities to volunteer at various venues so stay tuned. Remember there will be a prize for the member who sells the winning ticket and for the member who sells the most tickets!

We are happy to provide you with additional raffle tickets and appreciate you turning in your raffle monies timely!

Remember to keep "building those Log Cabin Quilts" for the 2018 Challenge. The Log Cabin quilts will be presented and voted on at our June joint meeting. It will be interesting to see what you all come up with based on one of the most classic American quilt designs! Will also be a great opportunity to enter your log cabin quilt in our Quilt Show!

Publicity Committee--Martha Pendasulo

Hopefully you all received the quilt show flier sent out by Diana Weber advertising our quilt show and featuring our outstanding raffle quilt. Please print copies and share with your favorite quilt stores this summer on you travels!

You are our best advertising agent for our quilt show! Do share your flier and enthusiasm for our quilt show with your friends, family, church activities, book clubs and even your bingo group if they still exist!

Our quilt show will also be featured in an upcoming "Country Registry" craft newspaper and hopefully "Our State" magazine!

Layout Committee--Gregg Colson

A reminder for you, we will have a feature wall at the entrance of our Quilt Show with collage of signature squares made by each member of the guild! The finished size of each



block needs to measure 15 inches square with a finished binding. Should be quilted and include your signature on the front! You can choose any pattern, design and colors! Please give to Gregg or Kay! The deadline is August guild meeting!

Please complete the survey [on page 6 of this newsletter) on the number of quilts you anticipate entering for the quilt show, the size and estimated category. We desperately need your best guess so that we can complete the floor plans and order the correct supplies to hang your quilts! This is most important! We need this information at the May Meeting!

Fat Quarter Baskets--Martha Brown, Margaret Noah, Martha Brown

Thank you big time for all your fat quarter donation! We are off to a great start! We will continue to accept your fat quarters, hopefully sooner than later! Congratulations to Ann Lutz and Janice Setzler as winners of rope baskets made by Kay Dwyer! Keep those quarters coming our way!

Community Chair Position

Barbara Mahnke has volunteered to chair this committee for the quilt show! Many thanks Barbara!

Kay Dwyer
Quilt Show Chair
Dwyerdk@gmail.com
734.660.7950



IMPORTANT PREPARATION NEEDED FOR MAY MEETING

A Quilt Show Checklist for you to review in preparation for attending the May 10 Guild meeting!

- ⇒ Read and complete judges' survey on this page for anticipated quilt entries
- ⇒ Review the Quilt Entry Categories to help you complete judges' survey
- ⇒ Still collect fat quarter donations
- ⇒ Bring raffle quilt tickets & monies to Kathleen Sigmon/ Karen Berlin

Remember Signature Squares Requirements:

- 15 inches square
- Quilted and finished with binding, no sleeve necessary
- Color and design of your choice
- Your signature on front of square
- Deadline August 9 guild meeting
- Give finished squares to Gregg Colson or Kay Dwyer

(See photo of Signature Squares Wall on previous page)

SURVEY

Gregg Colson needs some info in order to know how many poles and drapes to order for our show and to help in planning the floor layout. So that we can provide him with this necessary info, we need to collect from you at the May meeting, your very best approximation of the number of quilt entries and the sizes of each you expect to have by Categories in which they will be entered.

Please read the Entry Categories once again and jot this info down to bring to the May meeting. **Use the form below to record this info and bring with you to the May meeting.** Please call if you have a question.

Thanks,

The Judging Committee:

Lynda Benfield (754-3393)

Joyce Pearce (324-2620)

Libby Sigmon (324-6255)

YOUR NAME _____ PHONE _____

Please list the approximate # of quilt entries and the sizes you expect to have for the 2018 show:

Lg. Bed Quilt (perimeter 320" plus) _____

Sm. Bed Quilt (perimeter less than 320") _____

Lg. Wall Hanging (perimeter 144" plus) _____

Sm. Wall Hanging (perimeter less than 144") _____

Miniature _____

Modern: # _____ sizes: _____, _____, _____

Art/Innovative # _____ sizes: _____, _____, _____

Misc/Group # _____ sizes: _____, _____, _____

Exhibit Only # _____ sizes: _____, _____, _____, _____, _____



PROGRAM NOTES

By Pat Carson

May 10 Evening Meeting

Ineke Thomas, Fiber Artist and Quilter from Blowing Rock will present a trunk show for the evening CVQG May 10 meeting. Please note the Ineke Thomas presentation will start at 6:30 PM instead of 7:00. This new time frame hopefully will be helpful to members and presenters packing up the meeting room and heading home a little earlier in the evening.

If you seek inspiration and some innovative approaches to quilt making, you will not be disappointed in Ineke's artistic creations. Her art quilts include some that are silk, hand pieced and hand quilted made from silk ties. Most of her fabric quilts, cotton and silk are hand quilted.



Her collection includes wall hangings combining wool and silk fiber, feathers, leather, metals, wood and many other materials used in innovative ways. Some are mounted on wormy chestnut bark and some on metal.

Not only will you find Ineke's artistic work fascinating, you will delight in the story of her life path which originated in Holland, then spending her formative years in Indonesia and then attended college in North Carolina and ultimately settling in Blowing Rock where she and her husband raised their daughters.

2018 SPRING RETREAT AT CAMP HOLSTON

By Debbie Rubin

A BIG thank you from Barb Mahnke and myself to those who were able to attend our first Spring Retreat for CVQG 2018 at Camp Holston in Banner Elk.


Ten ladies joined us and we look forward to another event next April. It was a casual relaxed informal gathering of fiber artists, with plenty of food and sleep and laughter. There is room for more next year as we "perpetuate the art of quilting," Next year will also include a campfire gathering along with the shopping trips and enjoying the company of others in a really pretty setting. Our snow morning is tentative, but you never know...






UPCOMING QOV PRESENTATION

1 May 2018, Dinner @ 6p, presentation at 7p
 American Legion # 48 Hickory Fairgrounds--
 1127 US Hwy 70, Newton, NC 28658



Jerry Ostopowicz received a QOV
 pieced by Susan Bisulca and quilted
 by Rebecca Mullins

NEW MEMBERS* — ADDITIONS TO YOUR DIRECTORY (pictures only)**



Nancy Garchek (Thomas)*
 201 Beechtree Road,
 Mooresville 28117
 704.662.0038 H / 704.724.3244 C
 sewnag@gmail.com
 Nov. 12



Betty Ford**




Kathleen Widdon**



Robert Ford**



Debbie Swartzel**



Debbie Cline (Wade)*
 828.256.9067/C: 828.612.7222
 1422 30th St. Ct., NE, Conover 28613
 dhcline@charter.net
 Aug. 20



Janet Hunt**

Shelley Thompson's new cell number is
 828-381-8977

To change your directory information, please email details to
 Diana Weber (gmadidi7@gmail.com). If you are a new member
 and want your photo included in the 2019 directory, please
 email a jpeg file to Debbie Abernethy (qckcpy@bellsouth.net)
 and copy me gmadidi7@gmail.com.
 Photos courtesy of Pat Carson. Thanx, Pat!



MINUTES EVENING MEETING APRIL 12, 2018

Call to Order

President Terrie Townsend called the meeting to order at 7:05 pm and thanked everyone for attending. There were 34 members present and 2 visitors, Michelle Macy and Karin Coto.

Approval of Minutes

Minutes from the March meeting were printed in the April newsletter. With no changes or corrections stated, the minutes were approved by majority vote.

Sunshine & Shadows

- Charlotte Hyde has been caring for her husband recently and unable to attend guild meetings.
- Mary Long's final radiation treatment is tomorrow.
- Rob & Betty Ford recently bought a house in South Carolina.

2018 Quilt Show

Quilt Show chair Kay Dwyer thanked members for bringing fat quarter donations for the raffle baskets, with over 500 collected this morning and 266 tonight. Ann Lutz won the drawing for a rope fabric basket.

Gregg Colson is designing the show layout. He discussed having a signature wall at the entrance, made entirely of 15-inch blocks (finished, quilted & bound) to draw people in. Each member will create the block of their choice, with their signature on the front. No sleeve is needed.

Gregg will determine how to hang them. Finished blocks should be turned in by the end of August.

Eve Agee circulated a Demonstrations sign-up sheet. She needs volunteers to present 15-20 minute demos during the show.

Shelley Thompson shared the apron that Hospitality Committee members will wear during the show.

Kay said a kick-off for the Lily Boutique is planned during either the May meetings or June combined meeting. During the September evening meeting, members will work on their Lily Boutique items.

Kathleen Sigmon has plenty of Raffle Quilt tickets, if anyone needs more to sell. She announced a new opportunity to sell tickets, Carolina FolkFest, a juried craft show on May 18 & 19, 10am to 6pm, at the Convention Center. Volunteers are needed to help.

Kay encouraged everyone to make quilts for the show. There is a member survey on p. 6 of this newsletter to fill out and return at the May meetings to help determine the total number of quilts.

Old Business

The Darkness to Light program will be held at Holy Trinity on Thursday, April 19, 10:00 am. The evening program was cancelled.



(Minutes continued from page 9)

New Business

Nominating Committee for 2019

Terrie asked for two volunteers to serve on the Nominating Committee and set the evening guild officers for 2019, including the President, Vice-Presidents, Secretary, etc. She needs two members to volunteer by late June.

Time Change for Evening Meeting

Last week, Board members discussed changing the evening meeting time to 6:30 pm, and they approved the change. By a show of hands, the members present approved the time change. Going forward, the doors will open at 6:00 pm, followed by the meeting at 6:30 pm.

Addition to the member handbook

Shelley Thompson's cell phone # is 828-381-8977.

Announcements

Amanda Truett announced the next Mission Day will be on Saturday, April 21, 9 am to 3 pm, in the meeting room.

The upcoming Quilts of Valor presentations will be on Thursday, April 19 at two area Posts (see the newsletter for details), and on Tuesday, May 1, at the Fairgrounds Post in Newton.

Drawings

Attendance – Mary Long

Nametag – Ginny Quinlan

Kit donated by Nora Evans – Barbara Davis

Ser-

vice Projects

Preemie Quilts – Joan Cole & Melissa Shaw (10), **Shelley Thompson** (2), Wanda Bombyk (1)

Sunshine Quilts – Mary Whipkey (1), Joan Cole (1), Kay Dwyer (1)

Quilts of Valor – Rob Ford (10), Peggy McCosh & Susan Bisulca (3)

Show & Tell

- Amanda Truett – baby quilt for a co-worker
- Mary Whipkey – red, white & blue quilt for herself
- Lennie Sever – Easter table runner
- Judi Eller – lap quilt for a friend
- Eve Agee – 2 “photo to fabric” art quilts

Program

Gigi Miller introduced Vickie Clontz of Annie's Keepsakes in Kernersville, NC. Vickie has been in business for 28 years, and is a designer, author and teacher often seen as a vendor at area quilt shows selling wools and the 100+ patterns she designed.

Vickie presented the program Adding Color to Cloth, sharing many products and ideas to dye fabrics, including Rit dyes, tea, rust, Kool-aid, Paas Easter egg dyes, food coloring and icing gels, Tsukineko inks, Colorhue, etc. She uses fabrics from cotton and muslin to wool, even chiffon.

Her “Marbling on Wool” technique was featured in the June/July 2017 issue of *Quilting Arts* magazine. Visit her website for her class schedule and more creative ideas, specific recipes, instructions and techniques.

(Continued on page 11)



Two of her easy recipes with great results:

Rust-Dyed Fabric

1. Mix equal parts white vinegar and water. Wet fabric thoroughly in the vinegar solution.
2. Place fabric on the rusty objects, or vice-versa: rusty nails, fencing, steel wool, etc. Leave on until desired depth of color is achieved – a few hours, or overnight.
3. Rinse in water with a bit of salt added to stop the dyeing process, then rinse in plain water. Let dry.

Tea Dyed Fabric

1. Mix 3 Tablespoons unsweetened instant tea with 1 cup of water.
2. Put tea in a spray bottle, with nozzle adjusted to a fine mist setting.
3. Dampen fabric with water; mist with the tea.
4. Bake fabric in a low temp (225°) oven until dry, or desired shade is achieved, checking often to avoid scorching.

Gigi and the members thanked Vickie for her interesting program. The meeting adjourned at 8:50 pm, followed by shopping for wools and patterns.

Respectfully submitted,

Anne Starnes



TIPS

By Diana Weber

Carol McRee shared a Tips article with me some time ago. We haven't printed any lately in the newsletter, so here are the ones that jumped out at me!

1. To update an old, faded quilt, add a new brightly colored binding. Or a striped binding cut on the bias. It does wonders to revive an old quilt.
2. Consider the wood tones of the bed on which the quilt will be used. Rich, dark woods look better with lighter colors while pale woods look better with darker or brighter colors.
3. A TV tray comes in handy for resting a quilting hoop, or an ironing station. It folds up and travels well.
4. To prevent knots in your thread, thread your needle with the end coming off the spool, then cut and knot the end.
5. Use a secretarial chair for sewing and quilting. The casters make it easy to move around, and these chairs offer good back and lumbar support.
6. Allow approximately 17 inches at the top of a quilt to cover the pillows.
7. Enlarge the size of a block to cut down on the total number needed for a quilt. The pieces will be bigger and easier to sew.
8. Keep an idea notebook for inspiration, using magazine articles, ideas from quilting books, greeting cards and other items that inspire you.
9. Use a cookie cutter for a quick and easy quilting design.



(Continued from page 11)

10. Take pictures of your quilt to judge placement, value and find mistakes. Black and white photos really show values well. Also turn the photos upside down; you may spot something you missed.
11. Cut triangles sewn at edges of a quilt with the long edge on the straight grain so the bias edges do not stretch. Use care when handling and pressing these squares.
12. Squaring corners of a quilt — I use a carpenter's metal square. It's heavy enough to stay on the quilt top while you manipulate the fabric and cut with your rotary cutter.
13. Another idea is not to square the corners at all. Round off the corners. Your binding will

go on like a dream and no need to fold and tuck the corner of the binding. (Think I'll try this on my next project.)

14. If you are planning a quilt with blocks set alternately with plain squares, use an odd number of blocks both across and down. That way there will be a design block in each corner of the quilt.
15. When using templates with seam allowances included, make a small pinhole in the template in the corners where seam lines meet. Mark your fabric with dots at the same points. Then stitch from dot to dot.

For more tips, see the enclosure with this newsletter provided by Terrie Townsend. There is a wealth of information in those pages.

See you next month!



Catawba Valley Quilters Guild

P.O. Box 352

Hickory, NC 28603

www.catawbavalleyquiltersguild.com