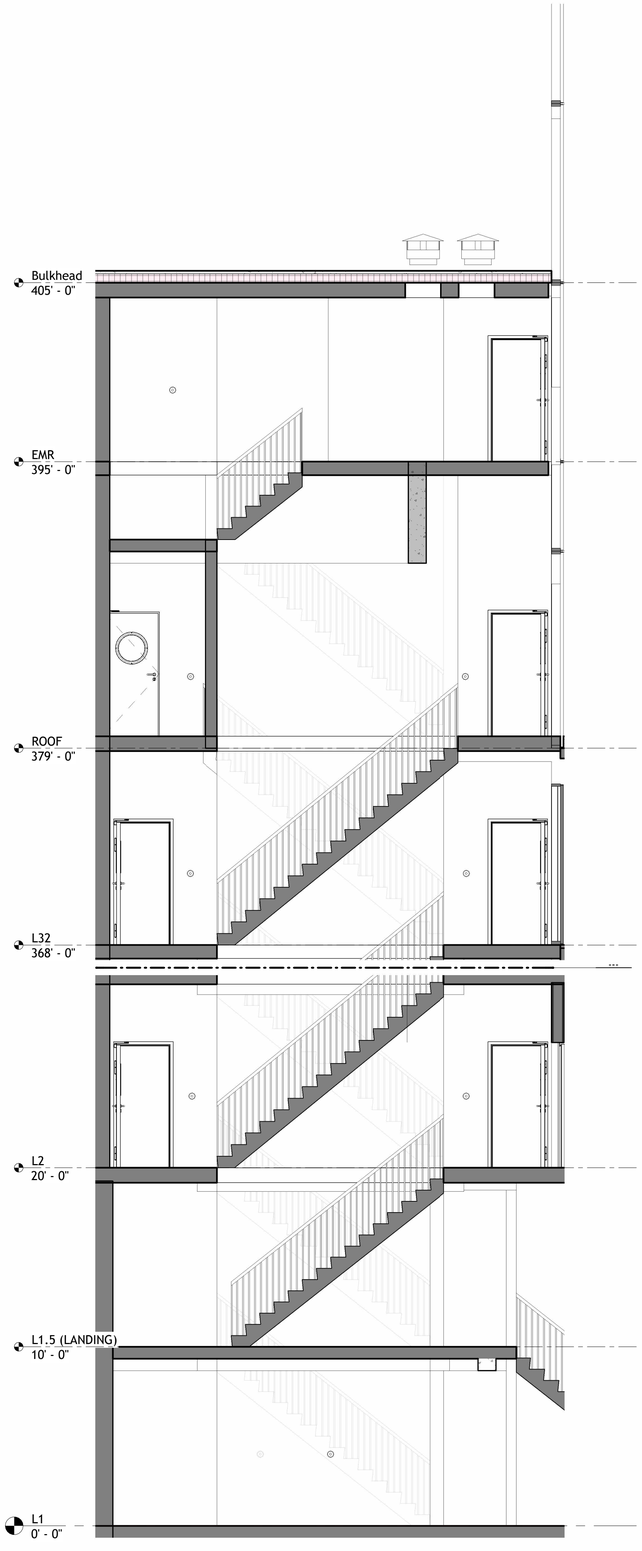

1 **Stair Section A&B 1**
1/4" = 1'-0"

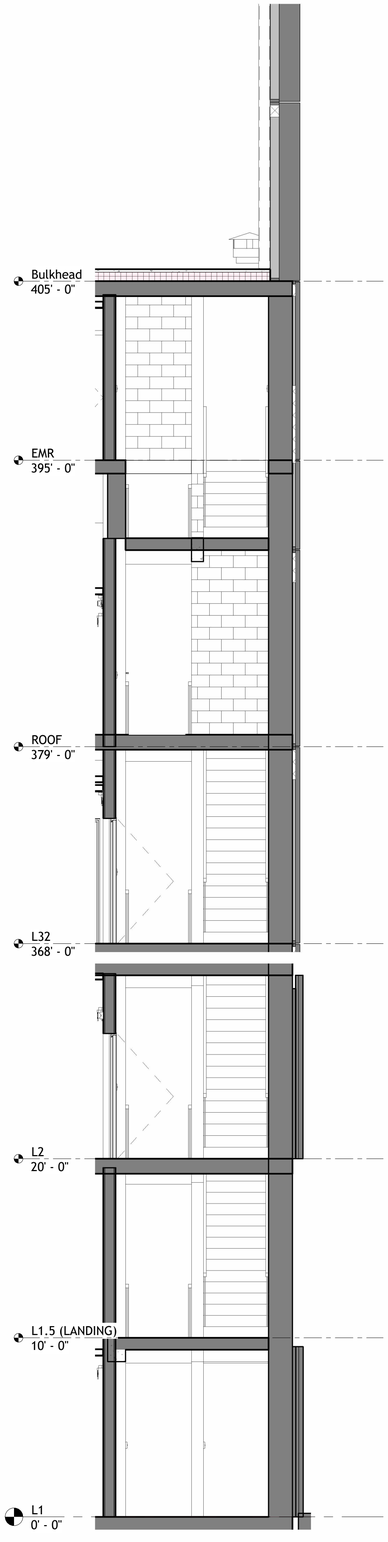

2 **Stair Section A&B 2**
1/4" = 1'-0"

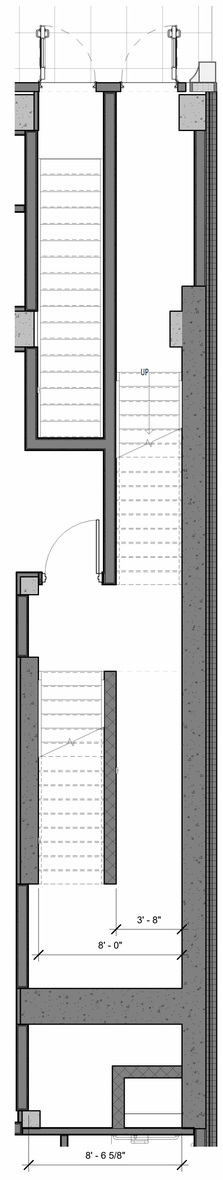

3 **Stair A,B&C Level 1**
1/4" = 1'-0"

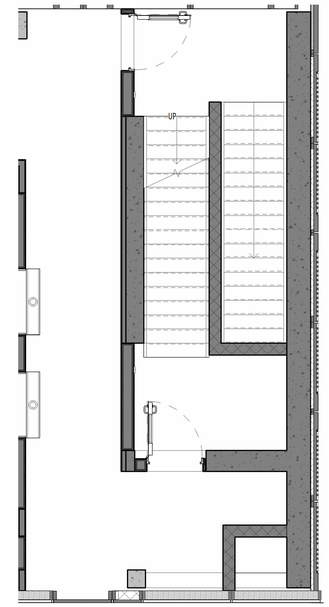

5 **Stair A&B Level Roof - EMR**
1/4" = 1'-0"

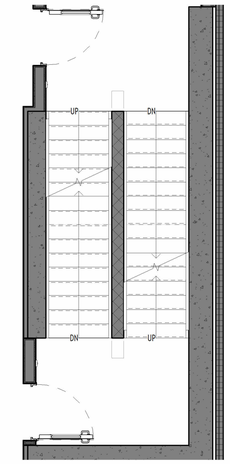

4 **Stair A&B Level 2-32**
1/4" = 1'-0"

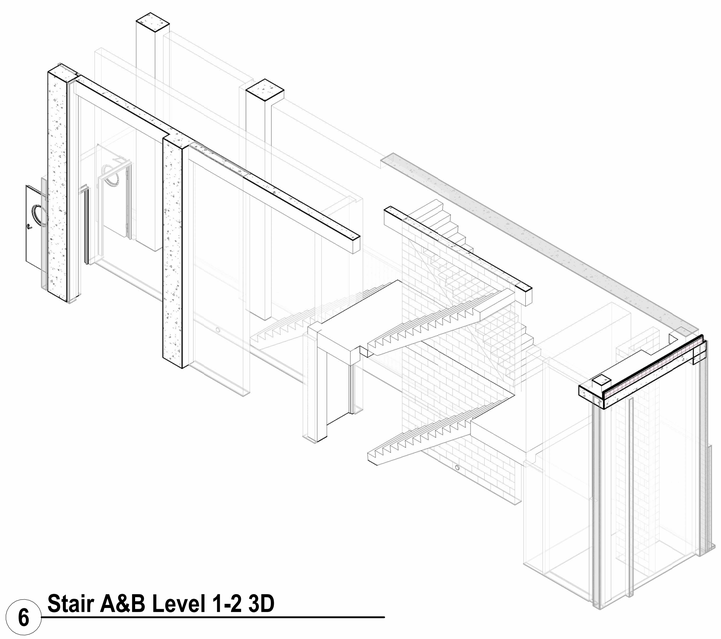

6 **Stair A&B Level 1-2 3D**

Enter address here
Address Line 2

No.	Description	Date

SITE PLAN

BLOW-UP - STAIR DETAILS

Project Number	XXXX
Date	10/28/2025
Drawn By	Jack.S/ Ruodi.Z
Checked By	WC/ JQ

A-400

Scale As indicated

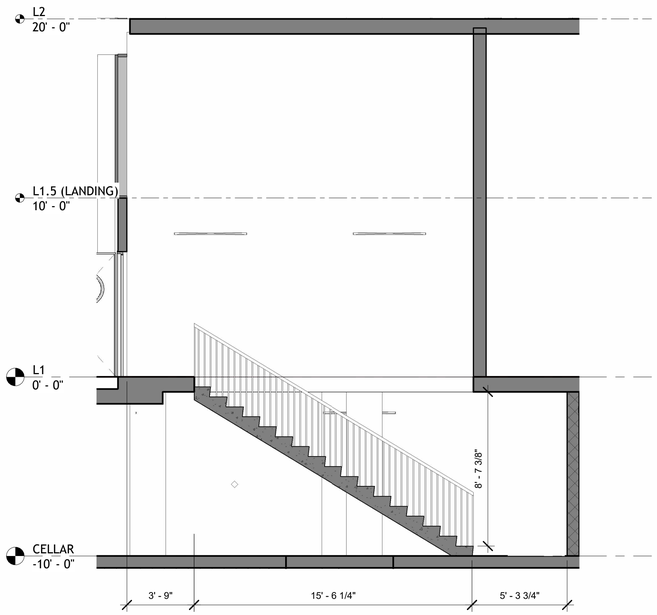

1 Stair Section C 1
1/4" = 1'-0"

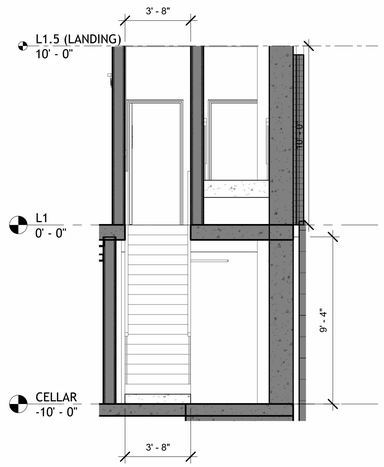

2 Stari Section C 2
1/4" = 1'-0"

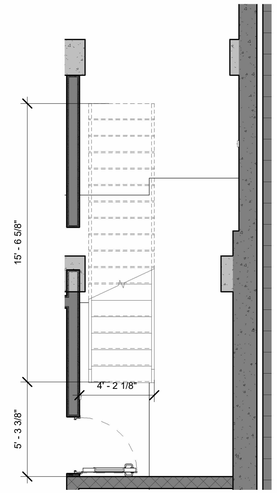

3 Stair C Cellar
1/4" = 1'-0"

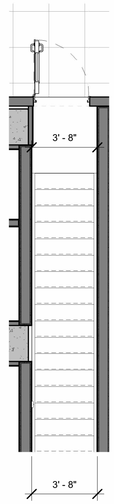

4 Stair C Level 1
1/4" = 1'-0"

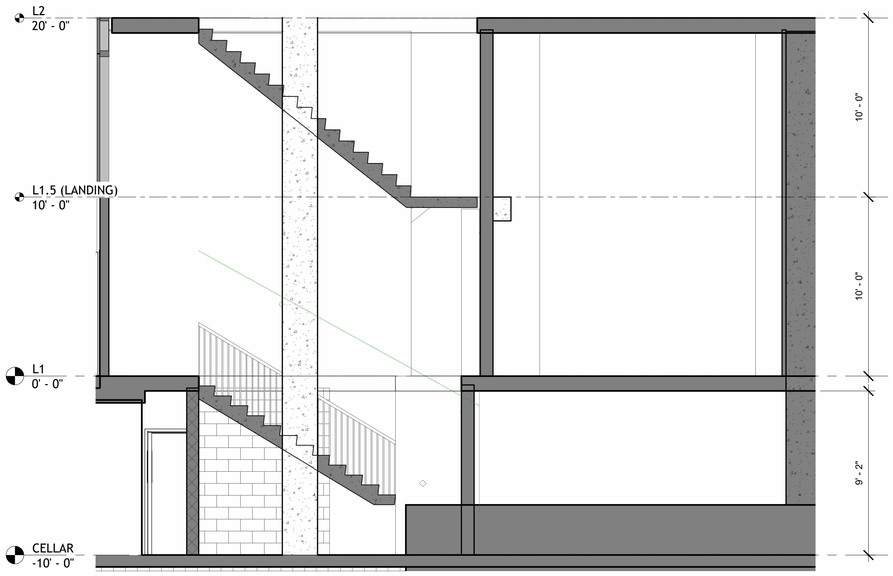

5 Stair Section D 1
1/4" = 1'-0"

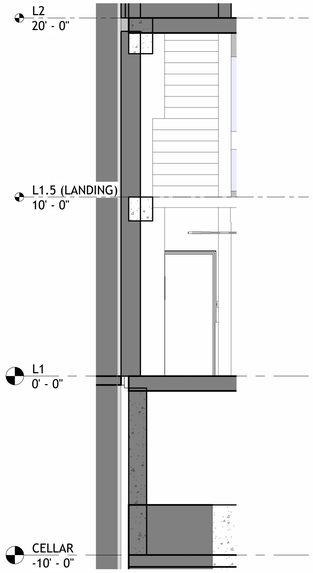

6 Stair Section D 2
1/4" = 1'-0"

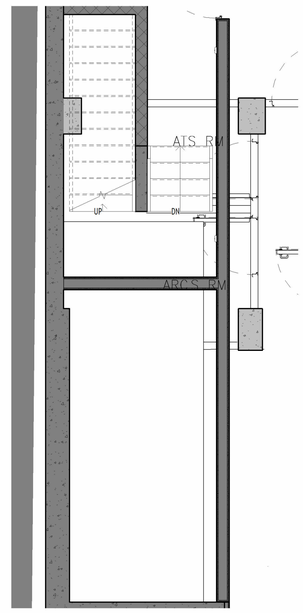

7 Stair D Cellar
1/4" = 1'-0"

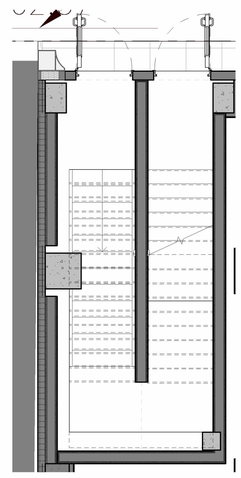

8 Stair D Level 1
1/4" = 1'-0"

Enter address here
Address Line 2

No.	Description	Date

SITE PLAN

BLOW-UP - STAIR DETAILS

Project Number	XXXX
Date	10/28/2025
Drawn By	Jack.S/ Ruodi.Z
Checked By	WC/ JQ

A-401

Scale As indicated

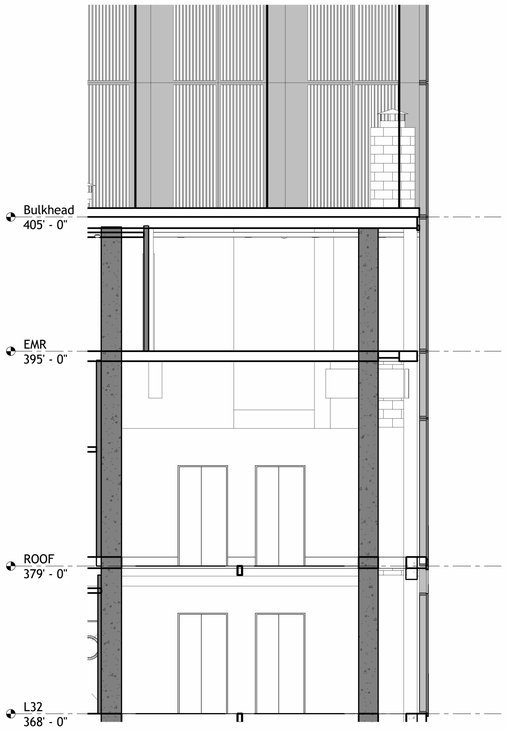

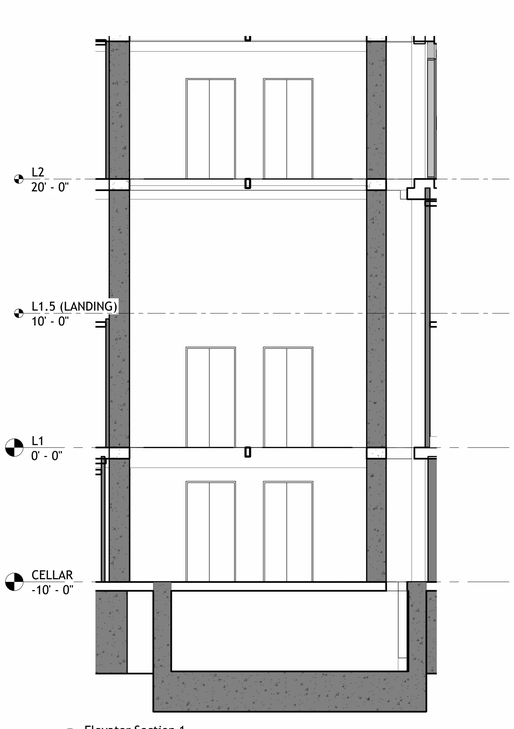

1 Elevator Section 1
3/16" = 1'-0"

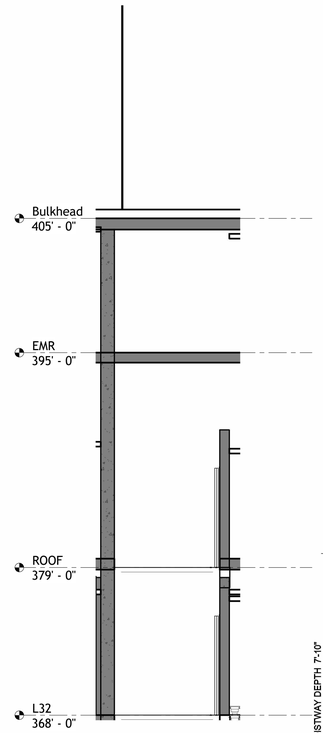

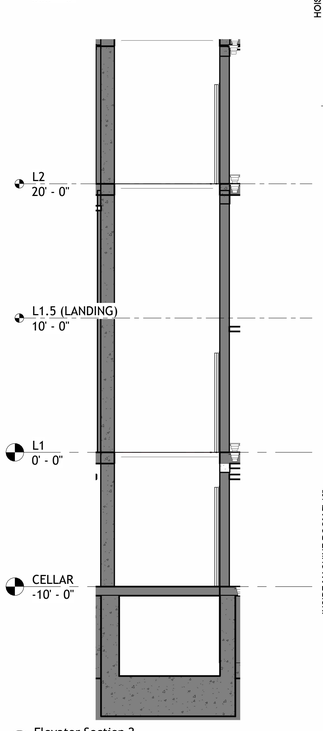

2 Elevator Section 2
3/16" = 1'-0"

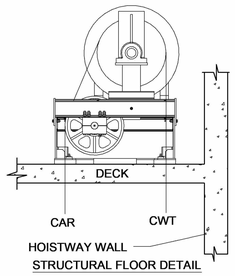

STRUCTURAL FLOOR DETAIL

REACTION LOADS	Fx	Fy	Fz
A) MACHINE	-	-	10700
B) MACHINE	-	-	14100
C) MACHINE	-	-	14200
D) MACHINE	-	-	16100
E) GOV	-	-	1000
F) CAR BUFFER LOAD	-	-	44000
G) CWT BUFFER LOAD	-	-	33000
H) HOISTBEAM	-	-	-
I) CAR RAIL	300	200	17000
J) CWT RAIL	100	50	-

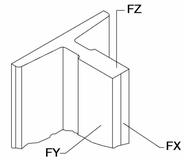

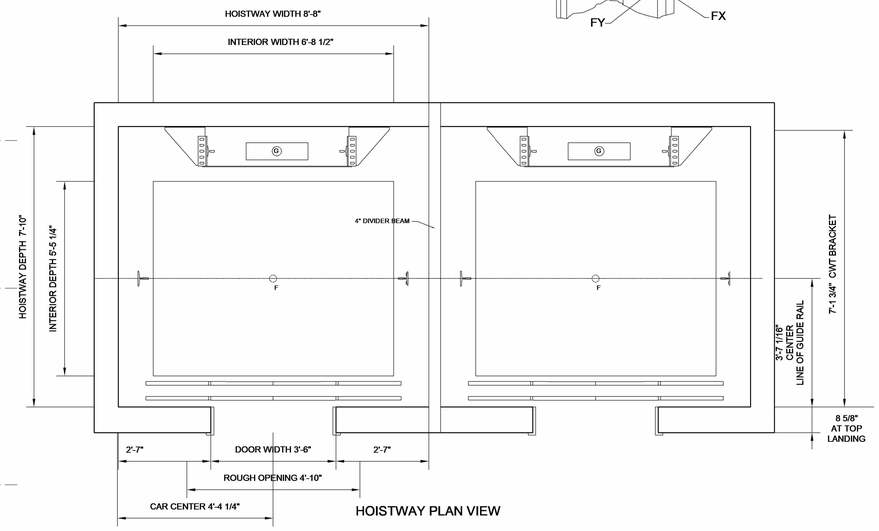

HOISTWAY PLAN VIEW

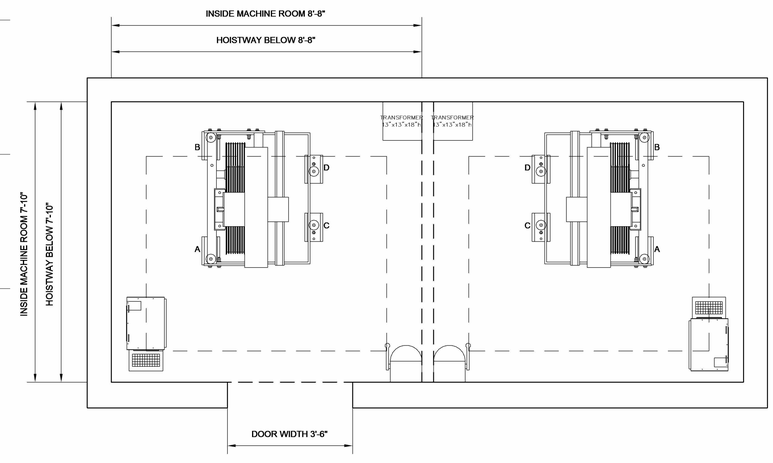

MACHINE ROOM PLAN

FLOOR BY FLOOR HEIGHTS CHART

Floor Number	Elevation	Front Opening	Back Opening	Inter Floor Distance (ft)	Inter Floor Distance (in)
12	113' 8"	X	--		
11	103' 4"	X	--	10	4
10	93' 0"	X	--	10	4
9	82' 8"	X	--	10	4
8	72' 4"	X	--	10	4
7	62' 0"	X	--	10	4
6	51' 8"	X	--	10	4
5	41' 4"	X	--	10	4
4	31' 0"	X	--	10	4
3	20' 8"	X	--	10	4
2	10' 4"	X	--	10	4
1	0' 0"	X	--	10	4

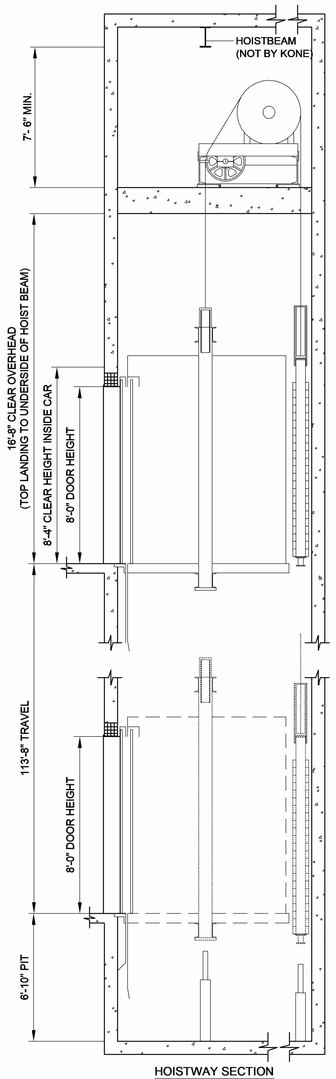

HOISTWAY SECTION

Enter address here
Address Line 2

No.	Description	Date

SITE PLAN

BLOW-UP - ELEVATOR

Project Number	XXXX
Date	10/28/2025
Drawn By	Jack.S/ Ruodi.Z
Checked By	WC/ JQ

A-402

Scale	As indicated

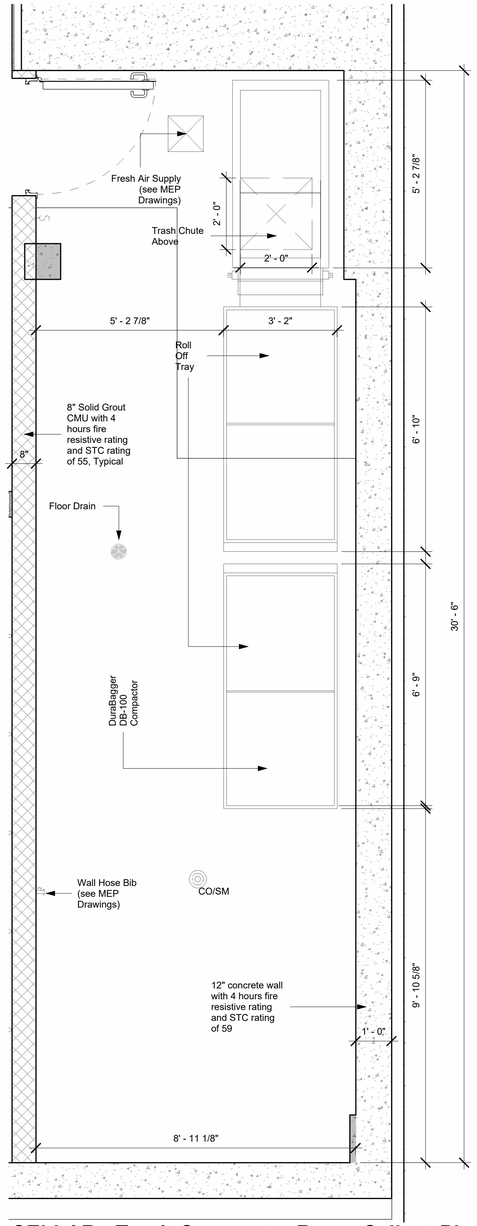

1 **CELLAR - Trash Compactor Room Callout Plan**
1/2" = 1'-0"

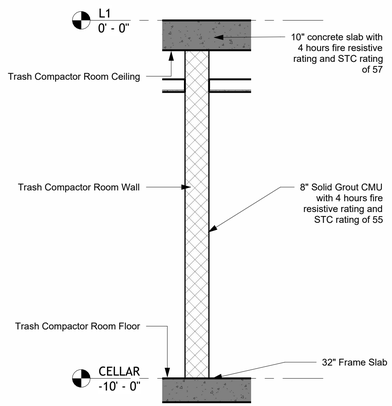

2 Compactor Room Wall Section
1/2" = 1'-0"

Enter address
here
Address Line 2

No.	Description	Date

SITE PLAN

BLOW-UP - COMPACTOR ROOM

Project Number	XXXX
Date	10/28/2025
Drawn By	Jack.S/ Ruodi.Z
Checked By	WC/ JQ

A-403

Scale	As indicated

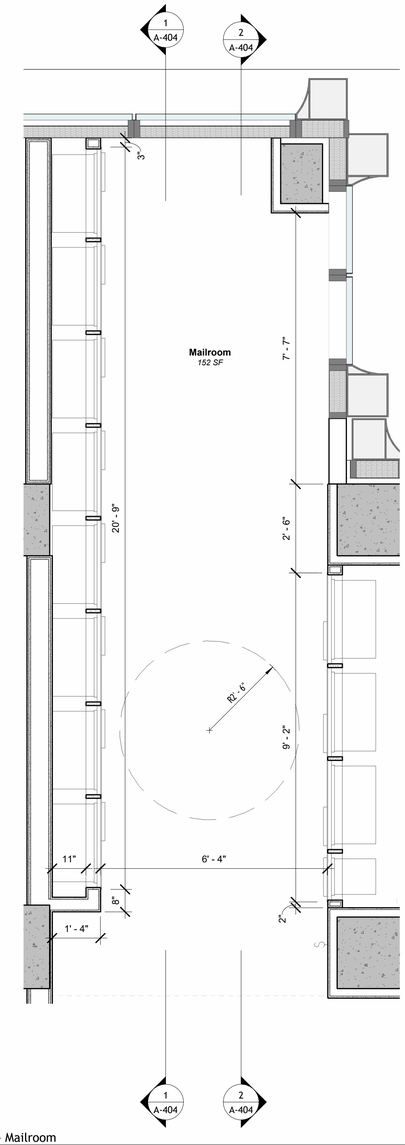

3 L1 - Mailroom
1/2" = 1'-0"

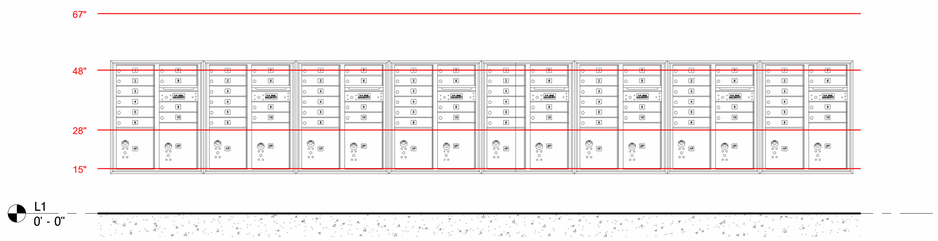

1 Mailbox Elevation 1
1/2" = 1'-0"

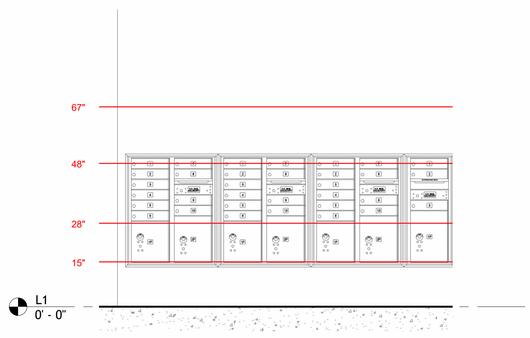

2 Mailbox Elevation 2
1/2" = 1'-0"

Enter address here
Address Line 2

No.	Description	Date

SITE PLAN

BLOW-UP - MAILROOM

Project Number	XXXX
Date	10/28/2025
Drawn By	Jack.S/ Ruodi.Z
Checked By	WC/ JQ

A-404

Scale	As indicated

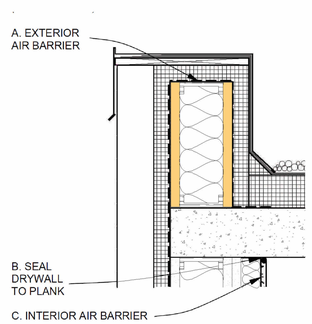

1 EXTERIOR WALL - PARAPET

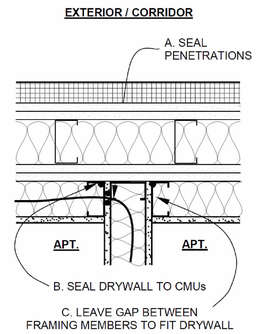

5 DEMISING WALL/INTERIOR PARTITION AT EXTERIOR/CORRIDOR WALL

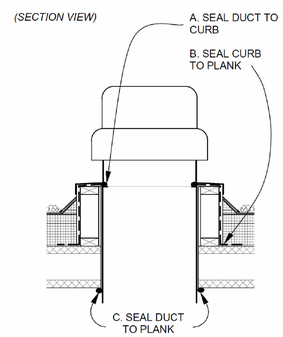

9 ROOF FAN

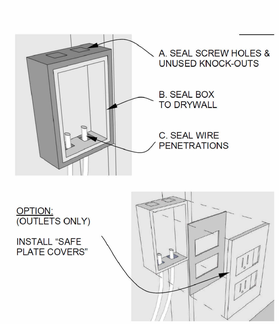

14 ELECTRICAL BOXES

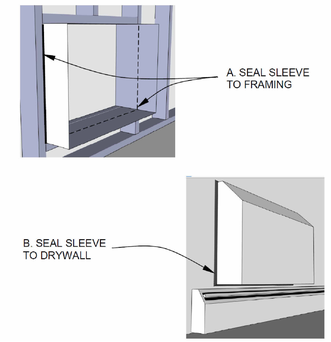

18 PACKAGED HEATING/COOLING EQUIPMENT (PTACs)

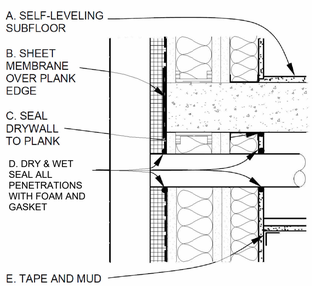

2 EXTERIOR WALL - MIDDLE

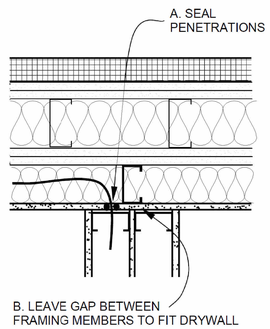

6 ALTERNATE METHOD FOR WALL CAVITY SEPARATION

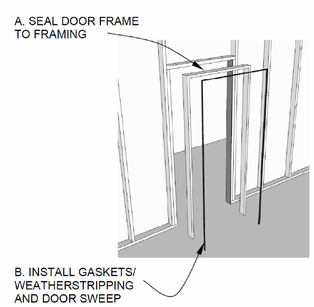

11 CORRIDOR/EXTERIOR DOOR

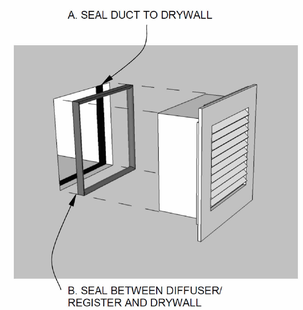

15 DUCTWORK

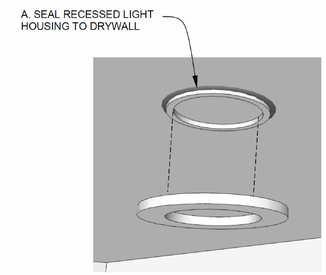

19 RECESSED LIGHTING

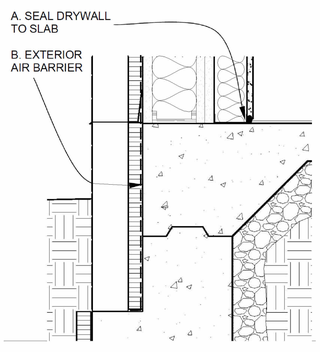

3 EXTERIOR WALL - BOTTOM

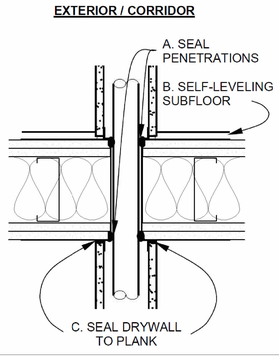

7 INTERIOR WALLS TOP/BOTTOM

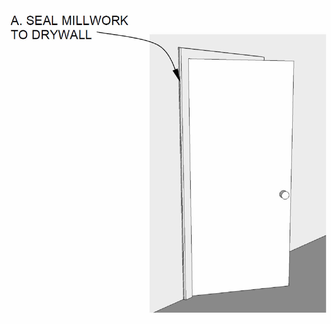

12 MILLWORK (TRIM)

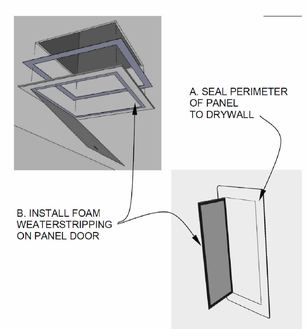

16 UTILITY/ACCESS PANELS

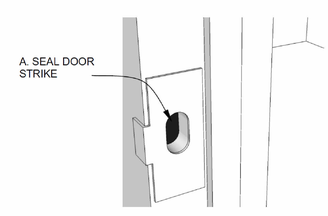

20 DOOR LATCH HOLE

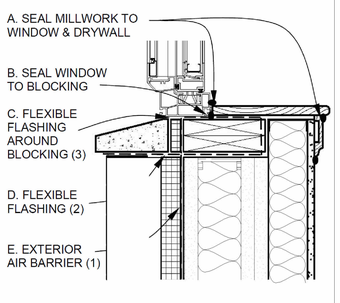

4 WINDOW SILL

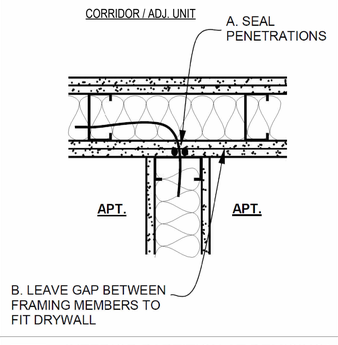

8 INTERIOR PARTITION AT DEMISING/ CORRIDOR WALL

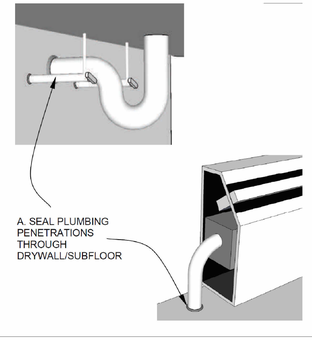

13 PLUMBING PENETRATIONS

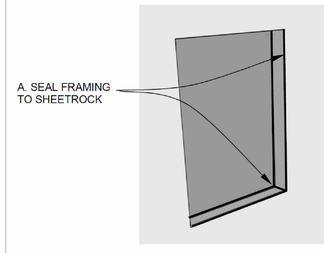

17 RECESSED COMPONENTS

Enter address here
Address Line 2

No.	Description	Date

SITE PLAN

AIR BARRIER ASSEMBLY

Project Number	XXXX
Date	10/28/2025
Drawn By	Jack.S/ Ruodi.Z
Checked By	WC/ JQ

A-500

Scale As indicated

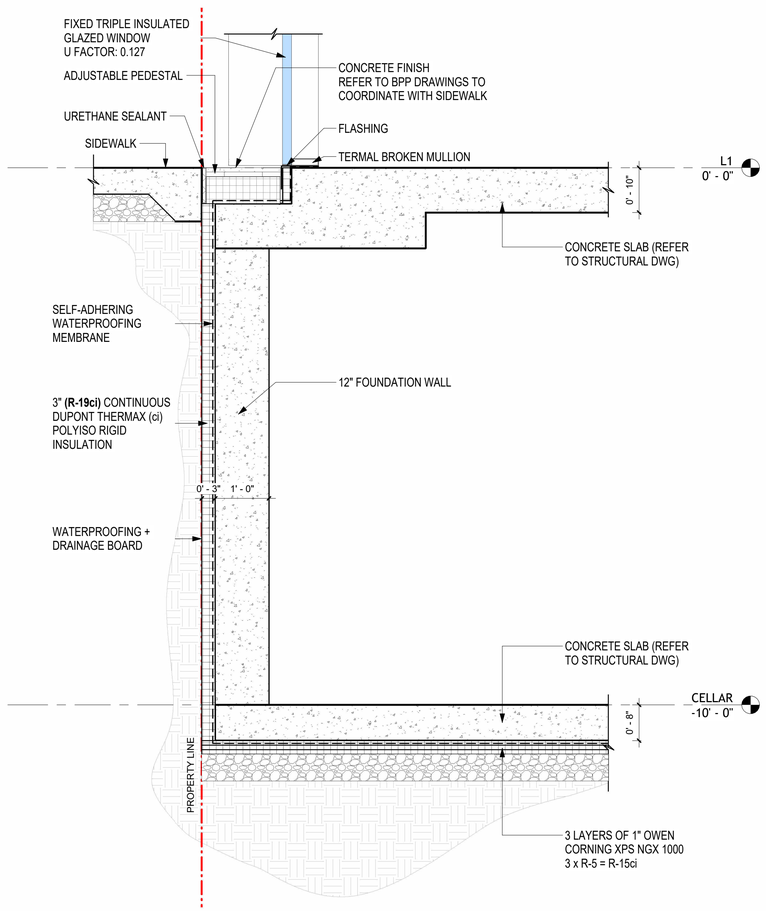

01 FOUNDATION DETAIL AT COMMERCIAL ENTRANCE
3/4" = 1'-0"

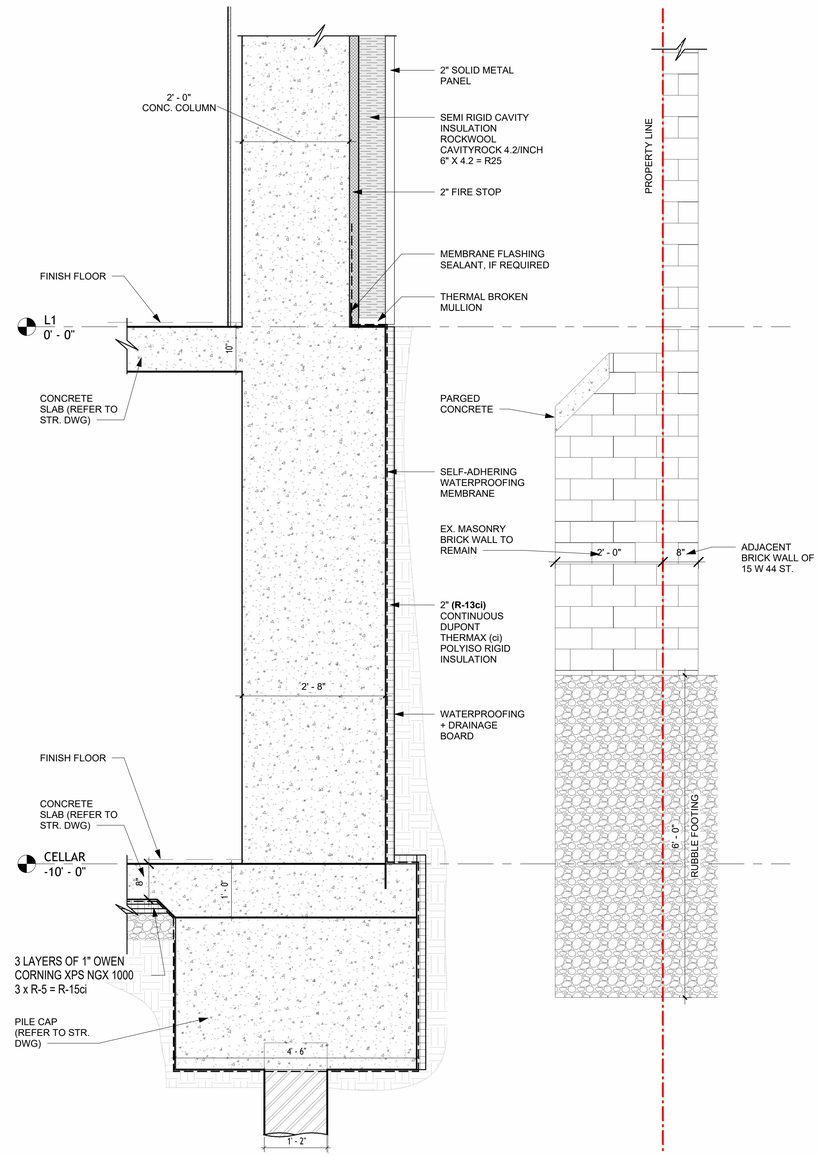

02 FOUNDATION DETAIL AT REAR YARD
3/4" = 1'-0"

Enter address here
Address Line 2

No.	Description	Date

SITE PLAN

FOUNDATION DETAILS

Project Number	XXXX
Date	10/28/2025
Drawn By	Jack.S/ Ruodi.Z
Checked By	WC/ JQ

A-501

Scale As indicated

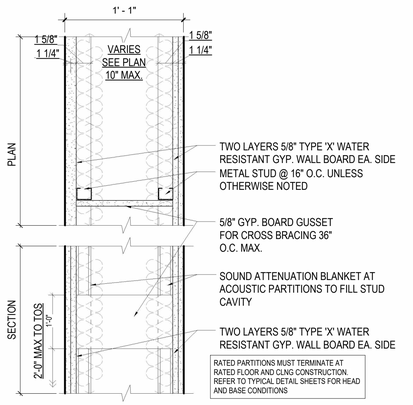

14 **2 HOUR RATED CHASE WALL**

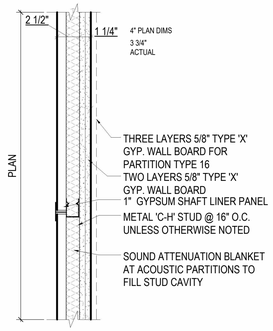

11 **2 HOUR SHAFT WALL**

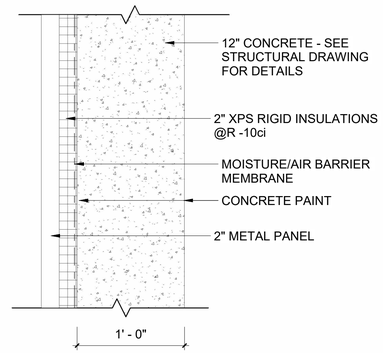

7 **EXTERIOR CONCRETE SHEAR WALL**

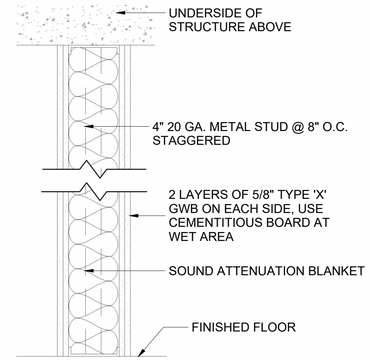

3 **STEEL STUD DEMISING WALL**

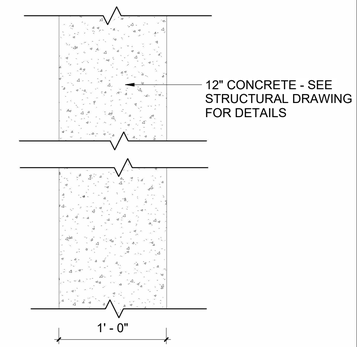

1 **CONCRETE SHEAR WALL**

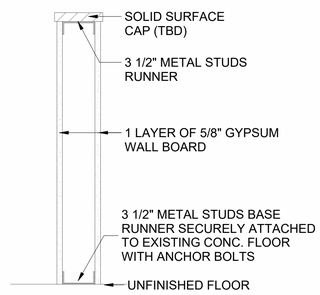

15 **HALF WALL**

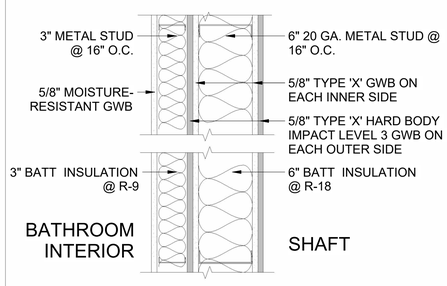

12 **SHAFT WALL WITH CHASE**

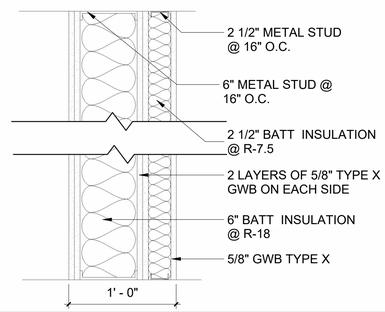

8 **2- HR RATED, 12"**

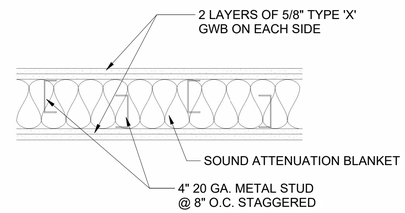

4 **2- HR RATED, 8"**

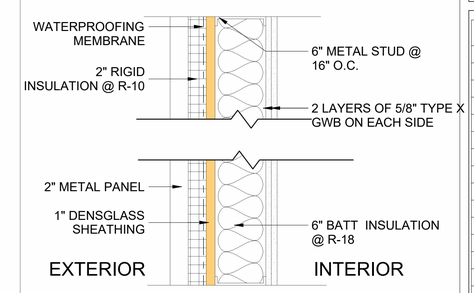

2 **STEEL STUD EXTERIOR WALL**

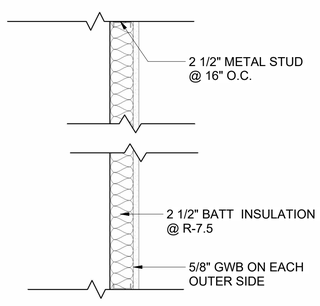

16 **STEEL STUD FURRING WALL**

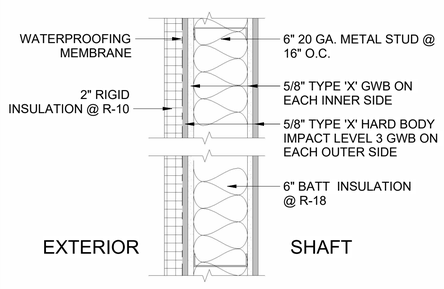

13 **SHAFT WALL @ PERIMTER**

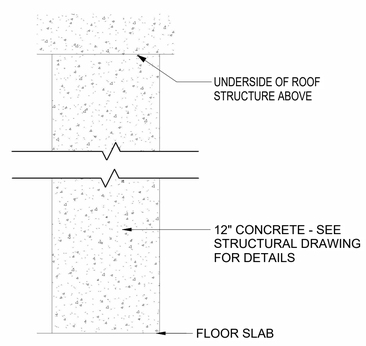

9 **CONCRETE PARTY WALL, 1' 2"**

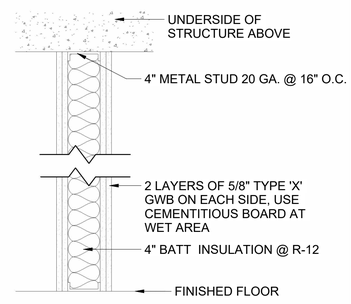

5 **NON RATED, 6"**

Enter address here
Address Line 2

No.	Description	Date

SITE PLAN

DETAILS - PARTITION TYPES I

Project Number	XXXX
Date	10/28/2025
Drawn By	Jack.S/ Ruodi.Z
Checked By	WC/ JQ

A-502

Scale	As indicated

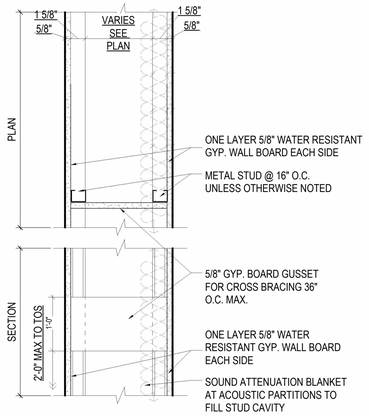

17 NON-RATED CHASE WALL

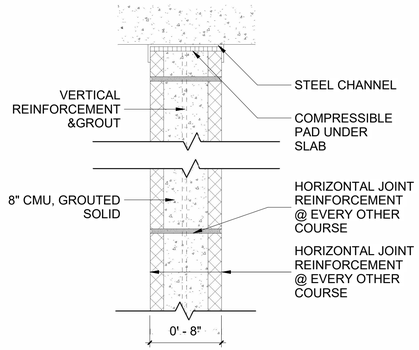

3.1 2HR RATED - 8" CMU WALL

(UL DES. U905)
(STC 50)

3.2 3HR RATED - 8" CMU WALL

(UL DES. U904)
(STC 50)

NOTES:

1. SEE STRUCTURAL DRAWINGS FOR REBR SIZE, SPACING, GROUNTING AND CMU HEIGHT LIMITS
2. REFER TO MANUFACTUER'S DATA TO CONFIRM FIRE RATING OF CMU

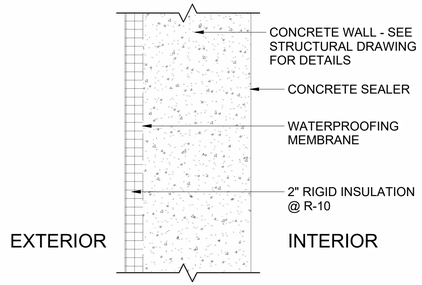

10 FOUNDATION WALL

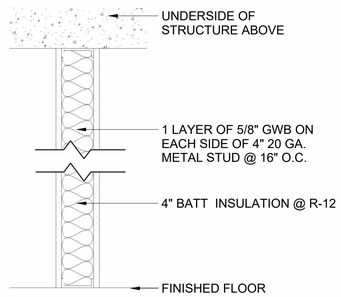

6 NON RATED, 5"

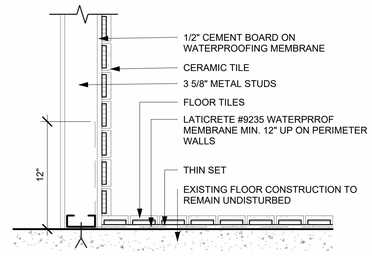

WATERPROOFING DETAIL (TYP.)

NOTES:

1. PLUMBER SHALL COMPLY WITH BUILDING'S PLUMBING REQUIREMENT AND ALL WORK TO BE INSPECTED BY SUPERINTENDENT OR RESIDENT MANAGER AND MUST MEET BUILDING SPECIFICATIONS. NO WALLS WOULD BE CLOSED UNTIL INSPECTION IS COMPLETED BY STAFF. FOR ALL BRANCH LINES PLUMBER WILL USE HARD COOPER TUBING ONLY.

2. A COAT OF LATICRETE HYDRO BAN 9255 HAS TO BE APPLIED ONTO THE CONCRETE FLOOR BELOW THIN SET AND TILES ON A WET AREA E.G. KITCHEN OR BATHROOM WITH AT LEAST 6" ALL AROUND ABOVE THE FLOOR LEVEL. ALL PENETRATIONS AND OPENINGS SHOULD BE WATER PROOFED WITH THE EXCEPTION OF PIPE FITTINGS OR WASTE CONNECTIONS. ALL WATERPROOFING SHOULD BE INSPECTED BY SUPERINTENDENT BEFORE COMPLETION FOR APPROVAL.

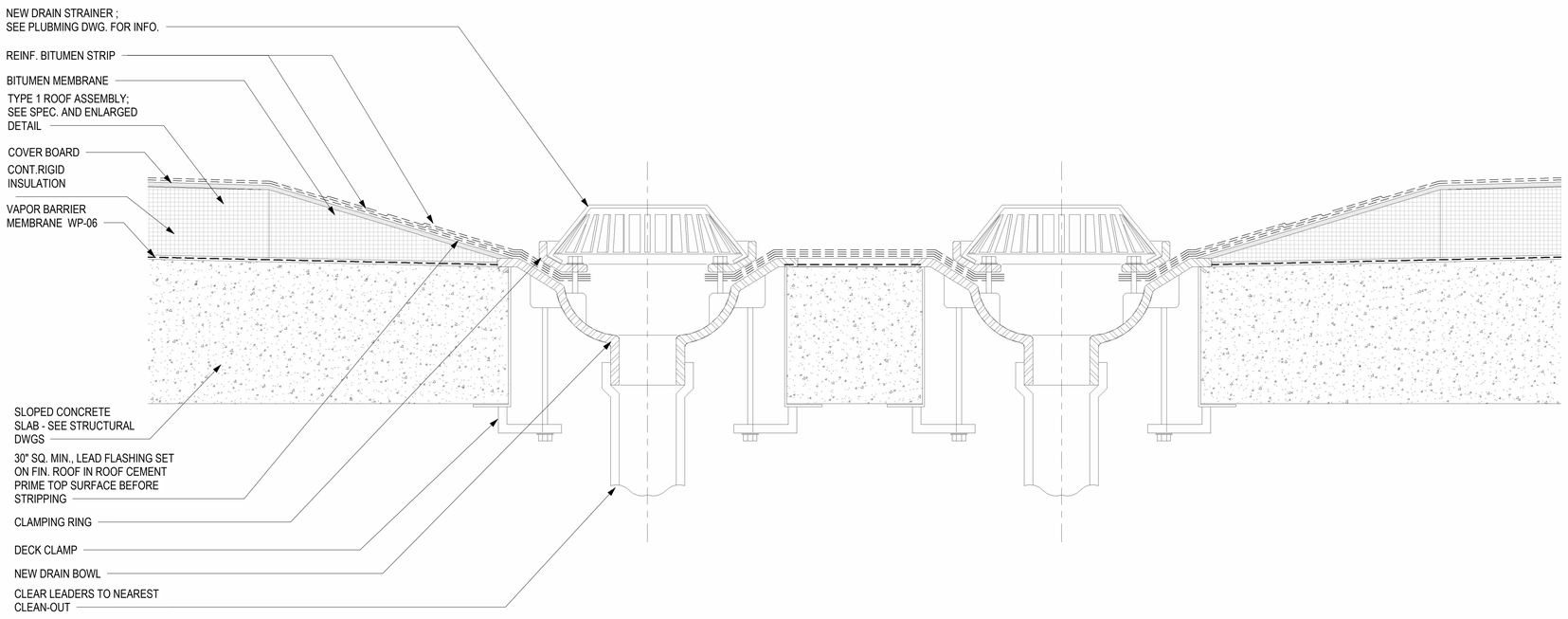

TYPICAL DETAIL @ ROOF DRAIN - BUILT UP ROOF

Enter address here
Address Line 2

No.	Description	Date

SITE PLAN

DETAILS - PARTITION TYPES II

Project Number	XXXX
Date	10/28/2025
Drawn By	Jack.S/ Ruodi.Z
Checked By	WC/ JQ

A-503

Scale As indicated

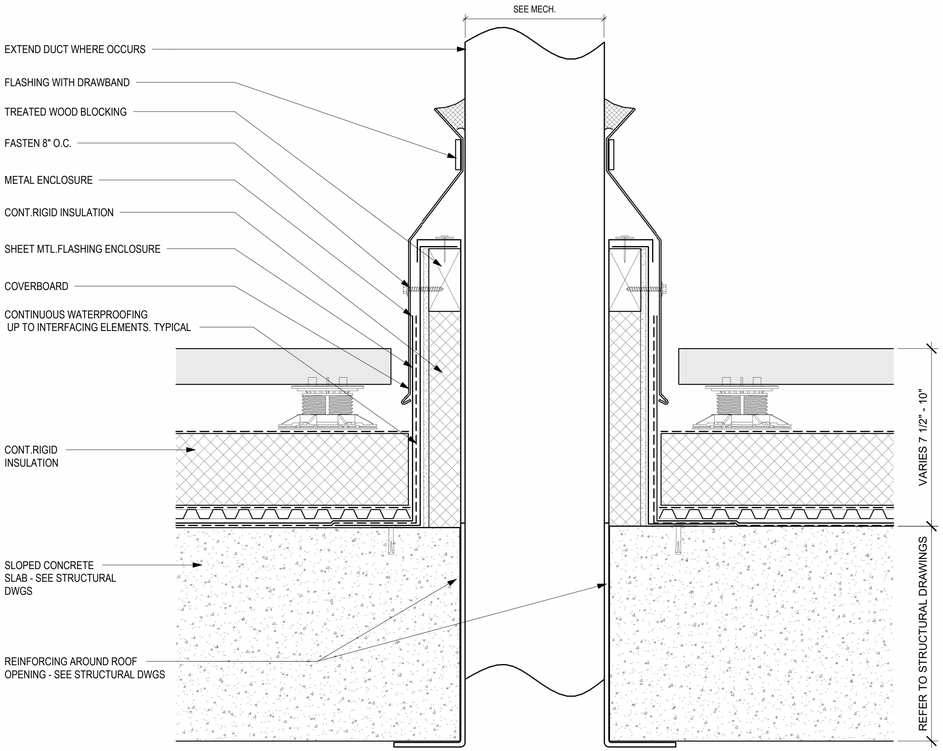

01 TYPICAL DETAIL @ ROOF PENETRATION
3" = 1'-0"

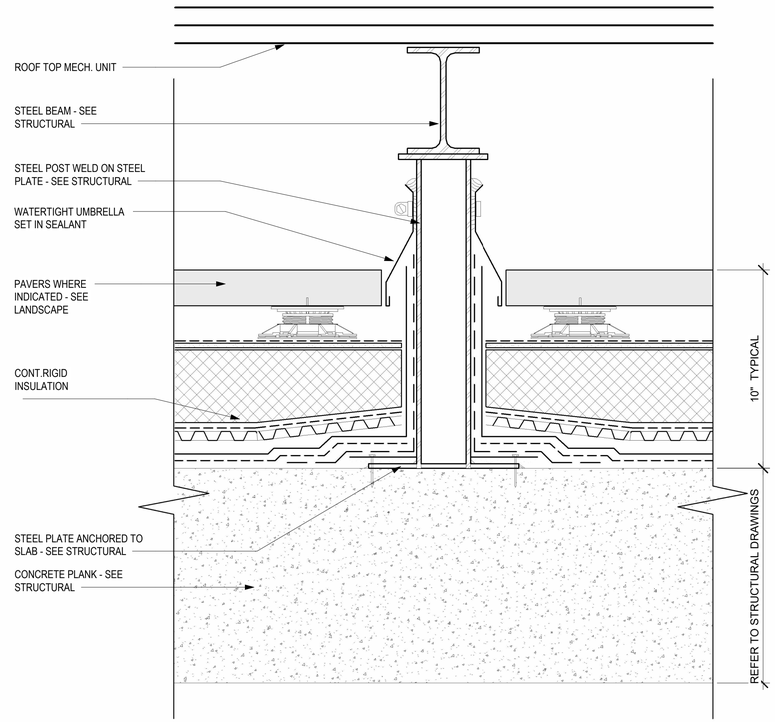

03 TYPICAL DETAIL @ STEEL DUNAGE
3" = 1'-0"

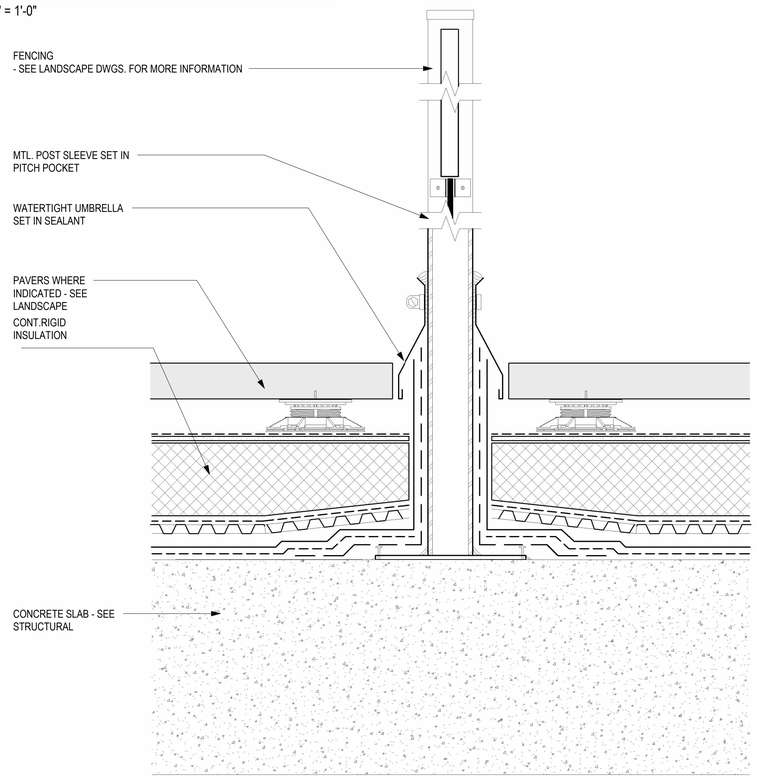

04 DETAIL @ ROOF FENCE POST
3" = 1'-0"

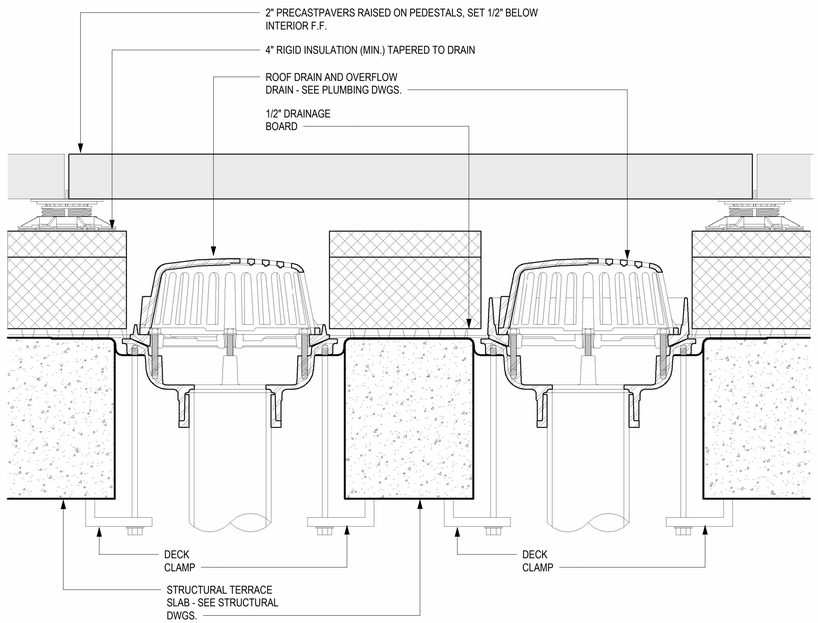

05 TERRACE DRAIN DETAIL
3" = 1'-0"

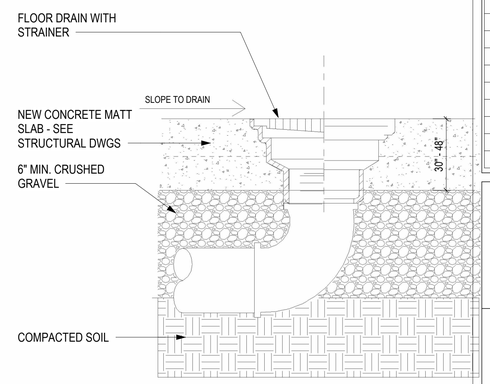

06 TYPICAL DETAIL @ FLOOR DRAIN - SLAB ON GRADE
3" = 1'-0"

Enter address
here
Address Line 2

No.	Description	Date

SITE PLAN

TYPICAL ROOF DETAILS

Project Number	XXXX
Date	10/28/2025
Drawn By	Jack.S/ Ruodi.Z
Checked By	WC/ JQ

A-504

Scale As indicated

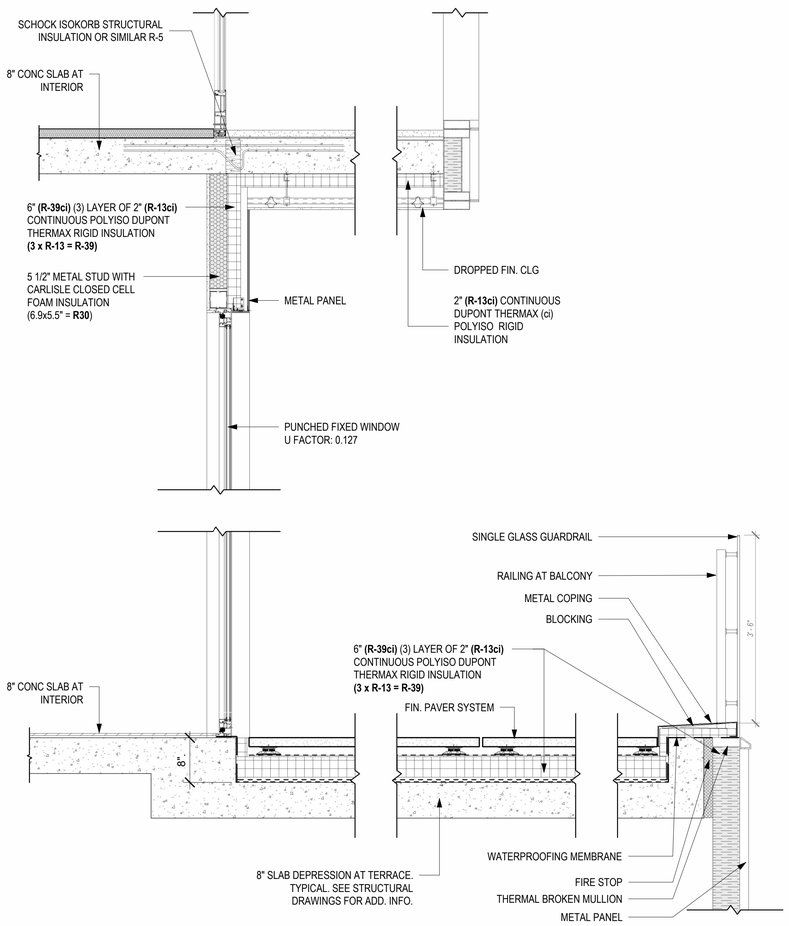

01 WALL SECTION - 2ND FLOOR ROOFED TERRACE CONDITION
3/4" = 1'-0"

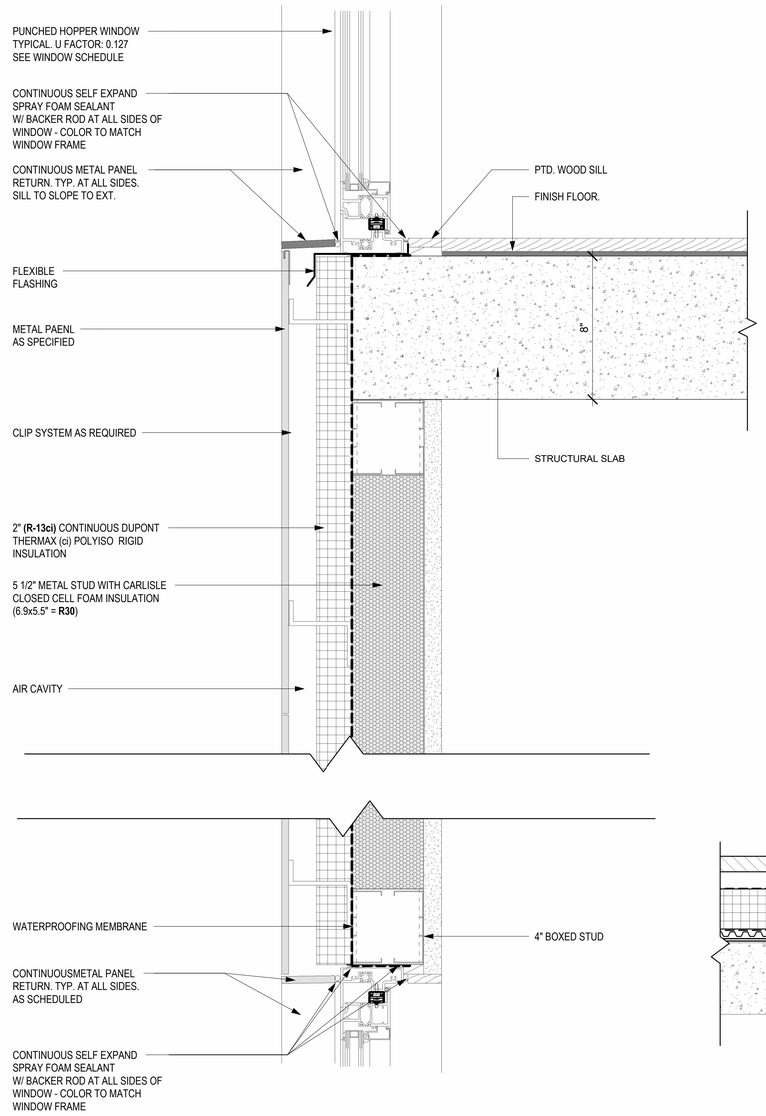

02 TYPICAL WINDOW SILL DETAIL
3" = 1'-0"

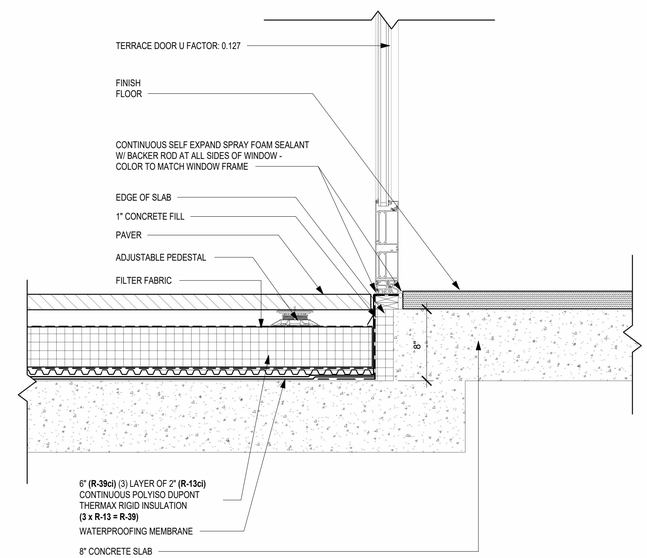

03 DETAIL _ GLASS DOOR AT TERRACE
1 1/2" = 1'-0"

Enter address here
Address Line 2

No.	Description	Date

SITE PLAN

ENLARGED SECTION DETAILS

Project Number	XXXX
Date	10/28/2025
Drawn By	Jack.S/ Ruodi.Z
Checked By	WC/ JQ

A-505

Scale	As indicated

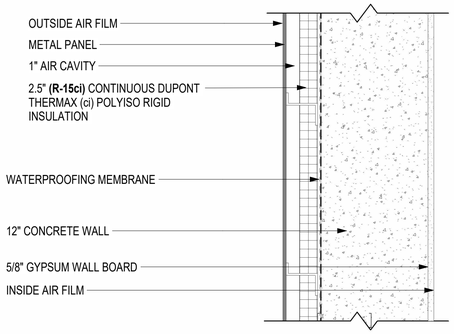

01 TYPICAL METAL PANEL ON CONCRETE WALL
1 1/2" = 1'-0"

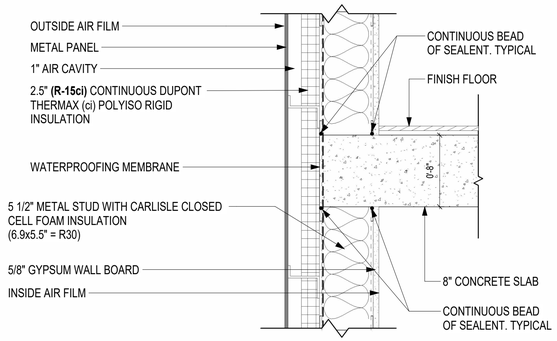

02 TYPICAL METAL PANEL ON STUD WALL
1 1/2" = 1'-0"

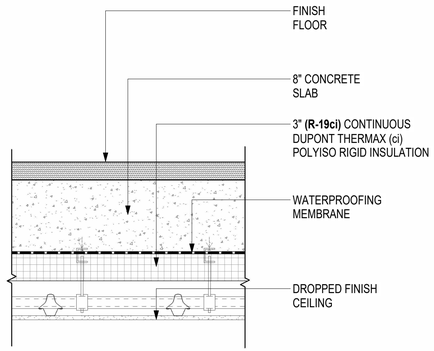

03 FLOOR CONSTRUCTION DETAIL _ FL-1
1 1/2" = 1'-0"

WALL CONSTRUCTION TYPE WT-2A - OPAQUE (MASS WALL)		
ELEMENT	R VALUE	UNITS
METAL PANEL	-	h·ft2·°F/BTU
2.5" RIGID INSULATION	15.00	h·ft2·°F/BTU
12" CONCRETE WALL	-	h·ft2·°F/BTU

WALL CONSTRUCTION TYPE WT-2B - OPAQUE (METAL FRAMED)		
ELEMENT	R VALUE	UNITS
METAL PANEL	-	h·ft2·°F/BTU
2" RIGID INSULATION	13.00	h·ft2·°F/BTU
5 1/2" METAL STUD WITH INSULATION	30.00	h·ft2·°F/BTU
5/8" GYPSUM BOARD	-	h·ft2·°F/BTU

WALL CONSTRUCTION TYPE WT-2Bs - SLAB EDGE		
ELEMENT	R VALUE	UNITS
METAL PANEL	-	h·ft2·°F/BTU
2" RIGID INSULATION	13.00	h·ft2·°F/BTU
12" CONCRETE WALL	-	h·ft2·°F/BTU

FLOOR CONSTRUCTION - TYPE FL-1 (ROOF OVER 5TH FLOOR UNCONDITIONED TERRACE)		
ELEMENT	R VALUE	UNITS
8" CONCRETE SLAB	-	h·ft2·°F/BTU
3" RIGID INSULATION	19.00	h·ft2·°F/BTU
WATERPROOFING MEMBRANE	-	h·ft2·°F/BTU
DROPPED FINISH CEILING	-	h·ft2·°F/BTU

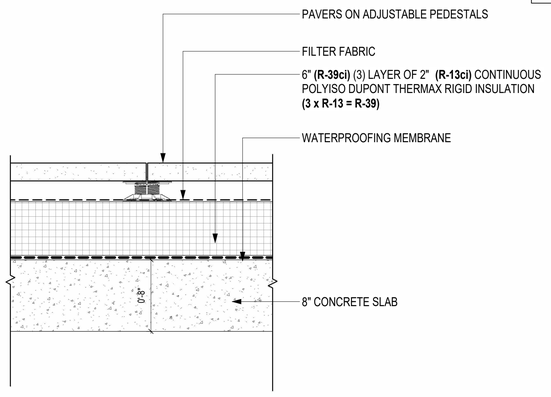

04 ROOF CONSTRUCTION DETAIL _ RF-1
1 1/2" = 1'-0"

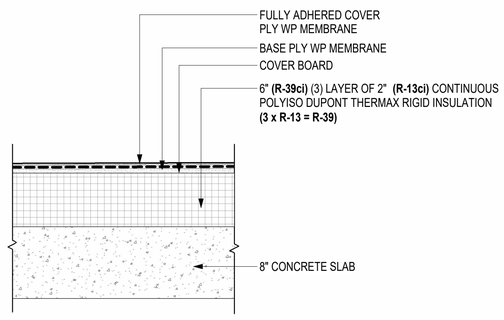

05 ROOF CONSTRUCTION DETAIL _ RF-2
1 1/2" = 1'-0"

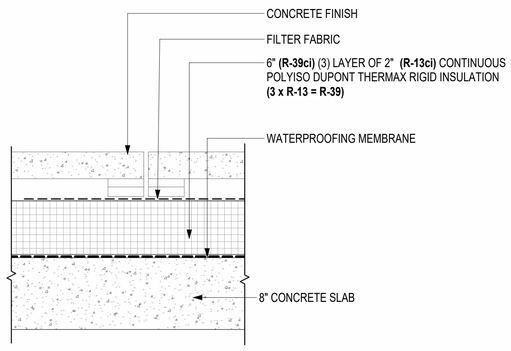

06 ROOF CONSTRUCTION DETAIL _ RF-3
1 1/2" = 1'-0"

ROOF CONSTRUCTION - TYPE RF-1 (STONE PAVERS OVER ROOF INSULATION & WATERPROOFING		
ELEMENT	R VALUE	UNITS
STONE PAVER	-	h·ft2·°F/BTU
6" RIGID INSULATION	39.00	h·ft2·°F/BTU
DRAINAGE MAT	-	h·ft2·°F/BTU
ROOFING MEMBRANE	-	h·ft2·°F/BTU
8" CONCRETE SLAB	-	h·ft2·°F/BTU

ROOF CONSTRUCTION - RF-2 (MEMBRANE OVER PROTECTION BOARD, ROOF INSULATION & WATERPROOFING)		
ELEMENT	R VALUE	UNITS
6" RIGID INSULATION	39.00	h·ft2·°F/BTU
DRAINAGE MAT	-	h·ft2·°F/BTU
ROOFING MEMBRANE	-	h·ft2·°F/BTU
8" CONCRETE	-	h·ft2·°F/BTU

ROOF CONSTRUCTION - TYPE RF-3 (CONCRETE PAVERS OVER ROOF INSULATION & WATERPROOFING		
ELEMENT	R VALUE	UNITS
CONCRETE PAVER	-	h·ft2·°F/BTU
6" RIGID INSULATION	39.00	h·ft2·°F/BTU
DRAINAGE MAT	-	h·ft2·°F/BTU
ROOFING MEMBRANE	-	h·ft2·°F/BTU
8" CONCRETE SLAB	-	h·ft2·°F/BTU

Enter address here
Address Line 2

No.	Description	Date

SITE PLAN

ENLARGED SECTION DETAILS

Project Number	XXXX
Date	10/28/2025
Drawn By	Jack.S/ Ruodi.Z
Checked By	WC/ JQ

A-506

Scale As indicated

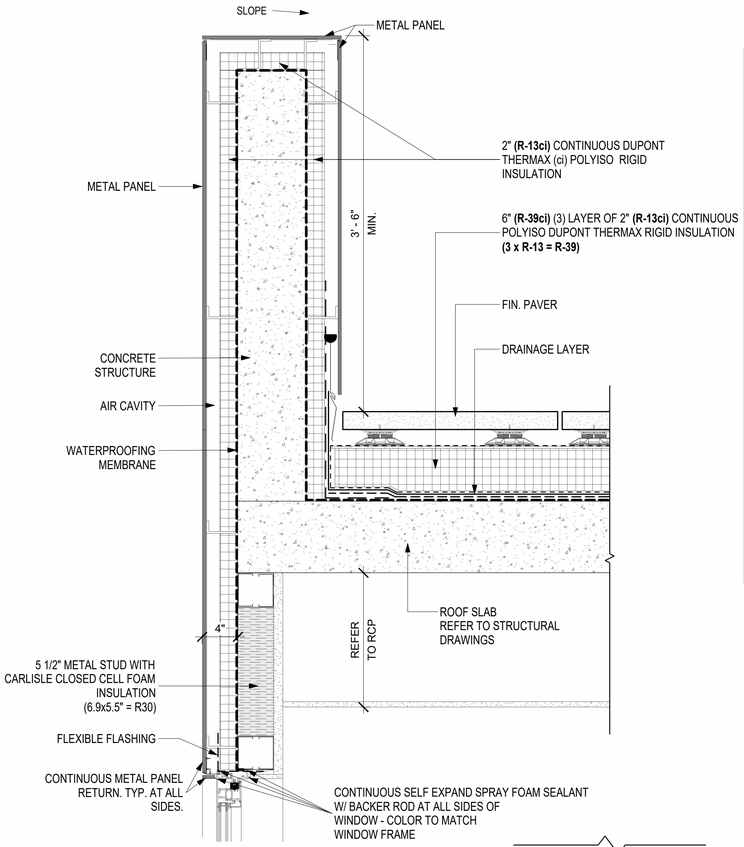

01 TYPICAL PARAPET DETAIL
1 1/2" = 1'-0"

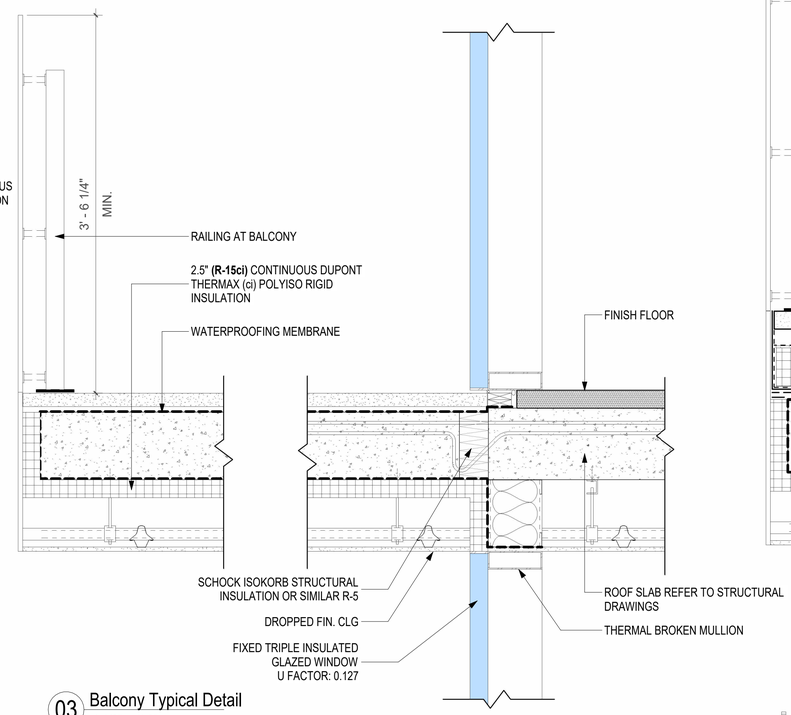

03 Balcony Typical Detail
1 1/2" = 1'-0"

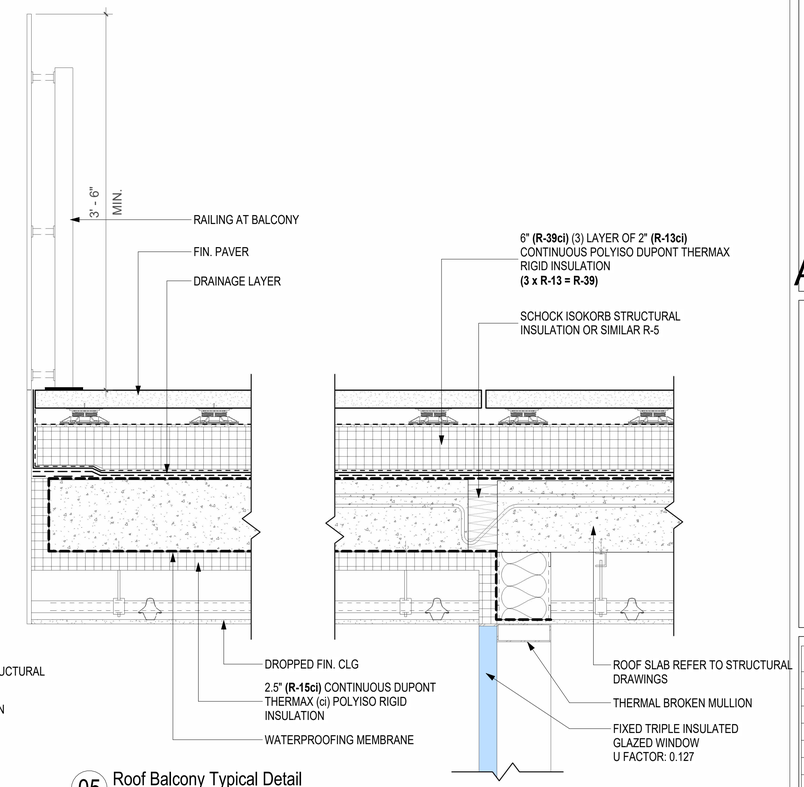

05 Roof Balcony Typical Detail
1 1/2" = 1'-0"

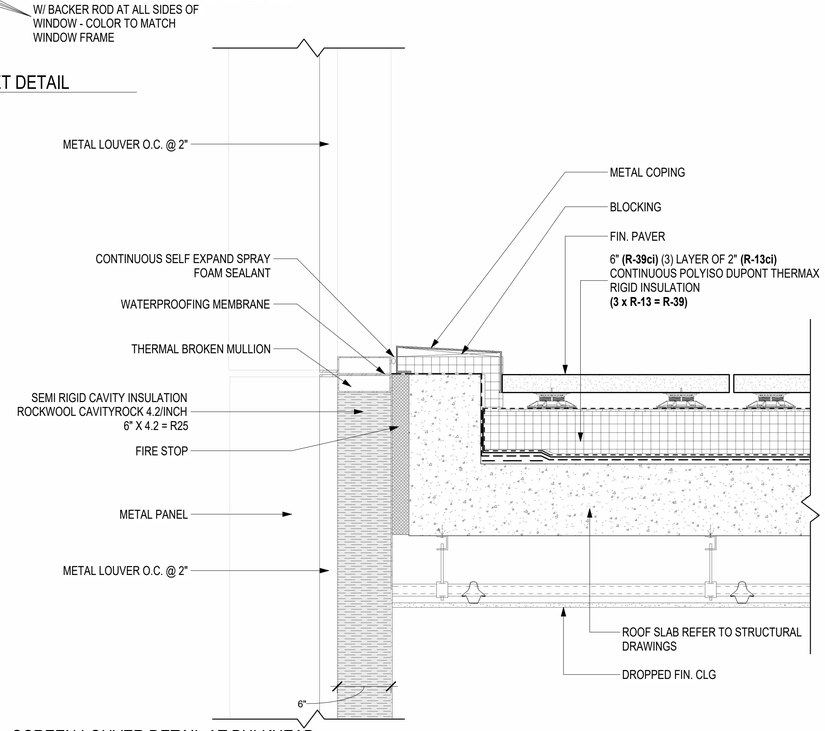

02 SCREEN LOUVER DETAIL AT BULKHEAD
1 1/2" = 1'-0"

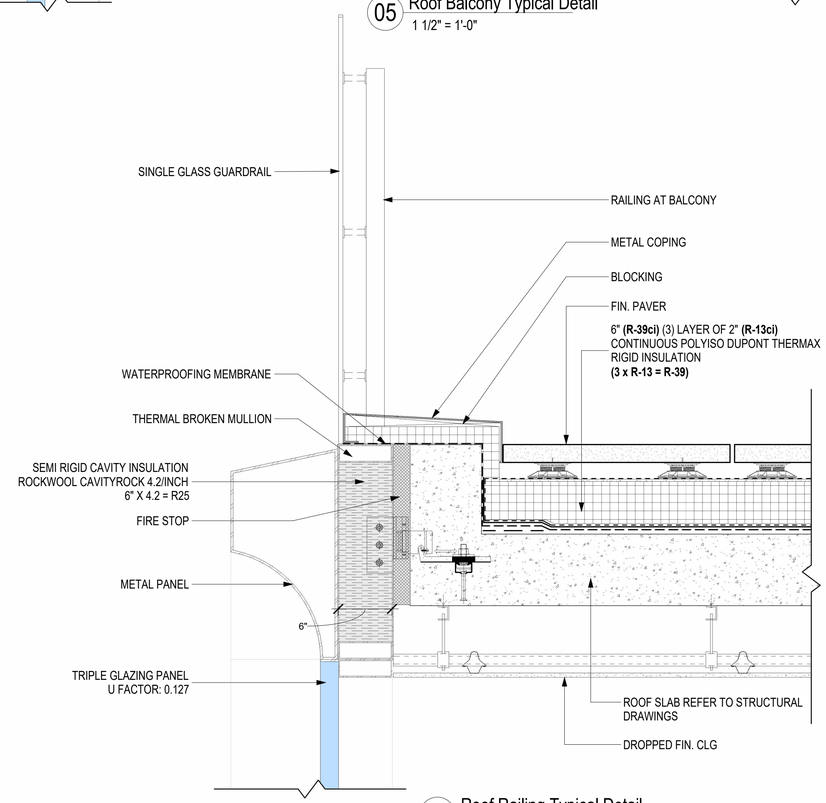

04 Roof Railing Typical Detail
1 1/2" = 1'-0"

Enter address here
Address Line 2

No.	Description	Date

SITE PLAN

ENLARGED SECTION DETAILS

Project Number	XXXX
Date	10/28/2025
Drawn By	Jack.S/ Ruodi.Z
Checked By	WC/ JQ

A-507

Scale As indicated

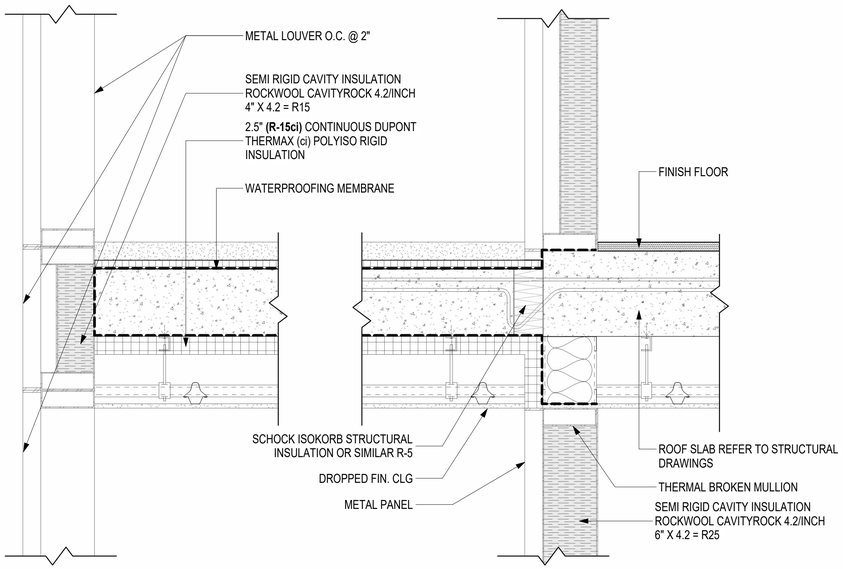

3 Metal Louver Balcony
1 1/2" = 1'-0"

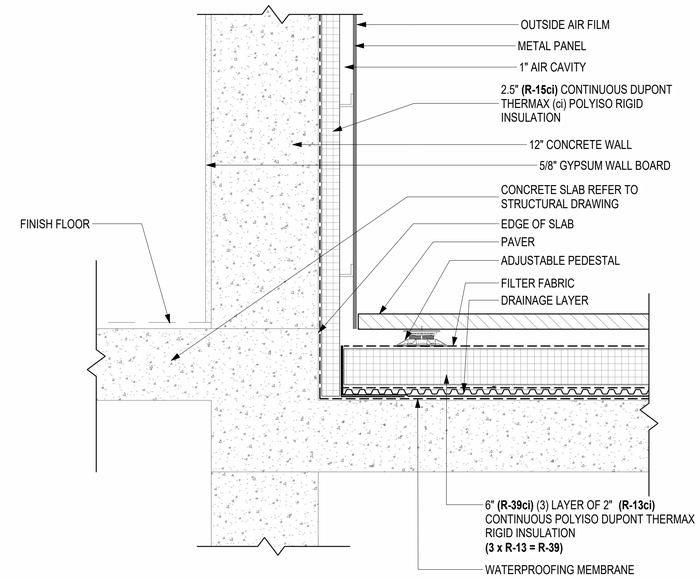

02 METAL PANEL ON CONCRETE WALL AT TERRACE
1 1/2" = 1'-0"

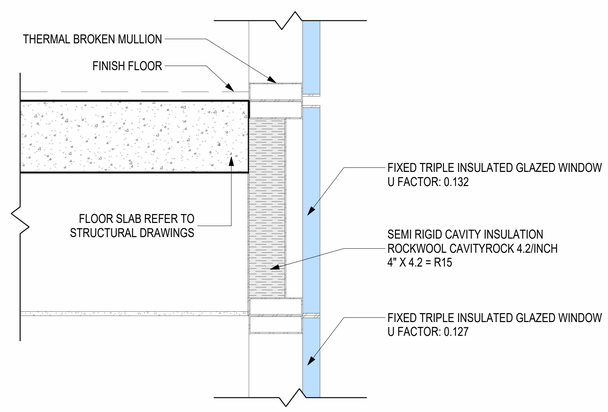

01 CURTAIN WALL SPANDREL
1 1/2" = 1'-0"

Enter address here
Address Line 2

No.	Description	Date

SITE PLAN

ENLARGED SECTION DETAILS

Project Number	XXXX
Date	10/28/2025
Drawn By	Jack.S/ Ruodi.Z
Checked By	WC/ JQ

A-508

Scale As indicated

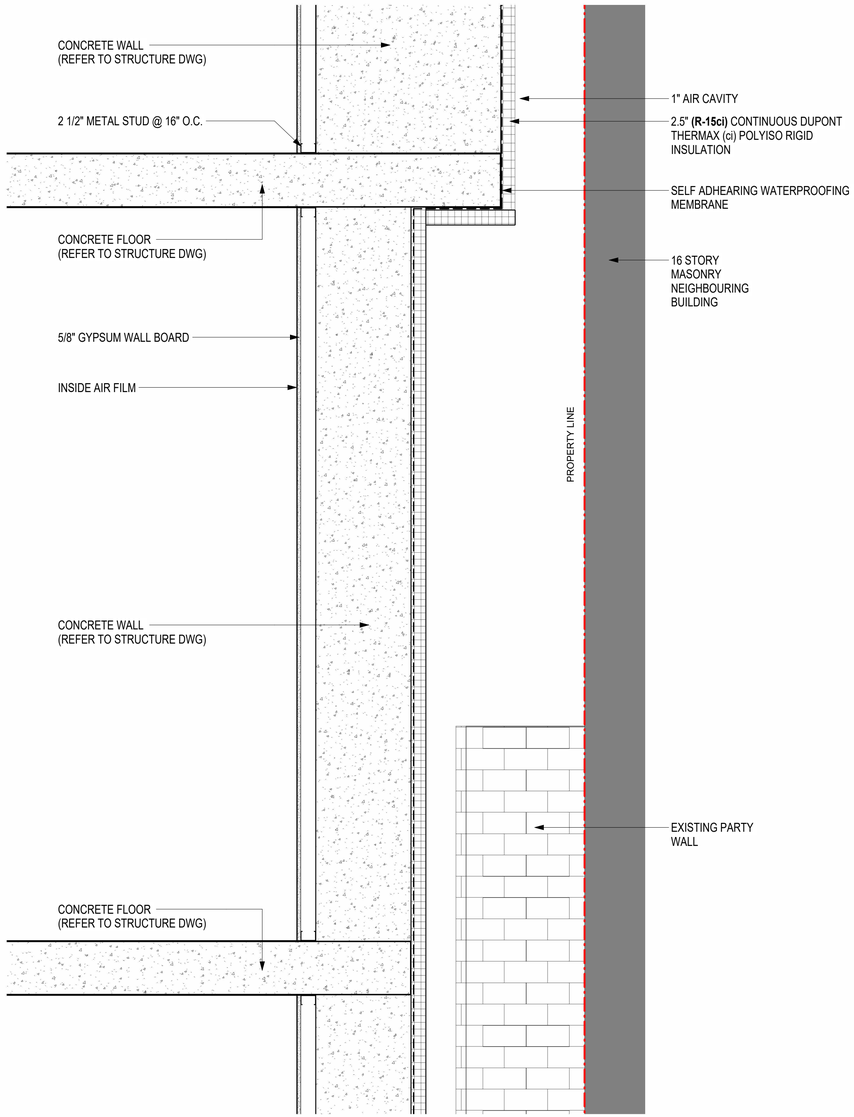

01 WALL CONNECTION DETAIL AT TOP OF PARTY WALL
1" = 1'-0"

Enter address here
Address Line 2

No.	Description	Date

SITE PLAN

ENLARGED SECTION DETAILS

Project Number	XXXX
Date	10/28/2025
Drawn By	Jack.S/ Ruodi.Z
Checked By	WC/ JQ

A-509

Scale	As indicated

CURTAIN WALL PANEL - DOOR

MARK	WIDTH	HEIGHT	FRAME TYPE	DOOR (DR)				METAL PANEL (MP)				SPANDREL / SHADOW BOX (SB)				FIXED WINDOW (FW)				BIRD FRIENDLY	DESCRIPTION
				U VALUE	SHGC	AIR LEAKGE	FINISH	U VALUE	SHGC	AIR LEAKGE	FINISH	U VALUE	SHGC	AIR LEAKGE	FINISH	U VALUE	SHGC	AIR LEAKGE	FINISH		
CWP-DR-01																					
DR-01A	5' - 0"	11' - 0"	THERMAL BROKEN ALUMINUM	0.28	0.36	0.06	TRANSPARENT	0.118	N/A	0.06	TBD	N/A	N/A	N/A	N/A	N/A	N/A	N/A	N/A	YES	FINISH
CWP-DR-02																					
DR-02A	5' - 0"	11' - 0"	THERMAL BROKEN ALUMINUM	0.28	0.36	0.06	TRANSPARENT	0.118	N/A	0.06	TBD	N/A	N/A	N/A	N/A	N/A	N/A	N/A	N/A	YES	FINISH
CWP-DR-03																					
DR-03A	4' - 10 1/2"	11' - 0"	THERMAL BROKEN ALUMINUM	0.28	0.36	0.06	TRANSPARENT	0.118	N/A	0.06	TBD	0.127	0.36	0.06	TRANSPARENT	N/A	N/A	N/A	N/A	YES	FINISH
DR-03A	5' - 0"	11' - 0"	THERMAL BROKEN ALUMINUM	0.28	0.36	0.06	TRANSPARENT	0.118	N/A	0.06	TBD	0.127	0.36	0.06	TRANSPARENT	N/A	N/A	N/A	N/A	YES	FINISH
CWP-DR-04																					
DR-04A	5' - 0"	11' - 0"	THERMAL BROKEN ALUMINUM	0.28	0.36	0.06	TRANSPARENT	0.118	N/A	0.06	TBD	0.127	0.36	0.06	TRANSPARENT	N/A	N/A	N/A	N/A	YES	FINISH
CWP-DR-05																					
DR-05A	6' - 7"	11' - 0"	THERMAL BROKEN ALUMINUM	0.28	0.36	0.06	TRANSPARENT	0.118	N/A	0.06	TBD	0.127	0.36	0.06	TRANSPARENT	0.20	0.36	0.06	TRANSPARENT	YES	FINISH
DR-05A	7' - 0"	11' - 0"	THERMAL BROKEN ALUMINUM	0.28	0.36	0.06	TRANSPARENT	0.118	N/A	0.06	TBD	0.127	0.36	0.06	TRANSPARENT	0.20	0.36	0.06	TRANSPARENT	YES	FINISH
CWP-DR-06																					
DR-06A	5' - 0"	9' - 0"	THERMAL BROKEN ALUMINUM	0.28	0.36	0.06	TRANSPARENT	N/A	N/A	N/A	N/A	N/A	N/A	N/A	N/A	0.20	0.36	0.06	TRANSPARENT	YES	FINISH
CWP-DR-07																					
DR-07A	5' - 0"	11' - 0"	THERMAL BROKEN ALUMINUM	0.28	0.36	0.06	TRANSPARENT	0.118	N/A	0.06	TBD	N/A	N/A	N/A	N/A	N/A	N/A	N/A	N/A	YES	FINISH
CWP-DR-08																					
<varies>	5' - 6"	11' - 0"	THERMAL BROKEN ALUMINUM	0.28	0.36	0.06	TRANSPARENT	0.118	N/A	0.06	TBD	0.127	0.36	0.06	TRANSPARENT	0.20	0.36	0.06	TRANSPARENT	YES	<varies>
CWP-DR-09																					
DR-09A	5' - 0"	11' - 0"	THERMAL BROKEN ALUMINUM	0.28	0.36	0.06	TRANSPARENT	0.118	N/A	0.06	TBD	0.127	0.36	0.06	TRANSPARENT	N/A	N/A	N/A	N/A	YES	FINISH
CWP-DR-10																					
DR-10A	5' - 0"	20' - 0"	THERMAL BROKEN ALUMINUM	0.28	0.36	0.06	SOLID PANEL	0.118	N/A	0.06	TBD	N/A	N/A	N/A	N/A	N/A	N/A	N/A	N/A	NO	FINISH
CWP-DR-11																					
DR-11A	5' - 0"	20' - 0"	THERMAL BROKEN ALUMINUM	0.28	0.36	0.06	TRANSPARENT	0.118	N/A	0.06	TBD	N/A	N/A	N/A	N/A	0.20	0.36	0.06	TRANSPARENT	YES	FINISH
CWP-DR-12																					
DR-12A	5' - 0"	20' - 0"	THERMAL BROKEN ALUMINUM	0.28	0.36	0.06	TRANSPARENT	0.118	N/A	0.06	TBD	N/A	N/A	N/A	N/A	0.20	0.36	0.06	TRANSPARENT	YES	FINISH
CWP-DR-XXXX																					
DR-XXX	6' - 6"	20' - 0"	THERMAL BROKEN ALUMINUM	N/A	N/A	N/A	N/A	0.118	N/A	0.06	TBD	N/A	N/A	N/A	N/A	0.20	0.36	0.06	TRANSPARENT	YES	FINISH
DR-XXX	6' - 8 11/16"	20' - 0"	THERMAL BROKEN ALUMINUM	N/A	N/A	N/A	N/A	0.118	N/A	0.06	TBD	N/A	N/A	N/A	N/A	0.20	0.36	0.06	TRANSPARENT	YES	FINISH
CWP-DR-XXXXXXX																					
DR-XXXX	7' - 0"	20' - 0"	THERMAL BROKEN ALUMINUM					0.118	N/A	0.06	TBD	0.127	0.36	0.06	TRANSPARENT	0.20	0.36	0.06	TRANSPARENT	YES	FINISH

CURTAIN WALL PANEL - OPERABLE WINDOW

MARK	WIDTH	HEIGHT	FRAME TYPE	METAL PANEL (MP)				SPANDREL / SHADOW BOX (SB)				OPERABLE WINDOW (OW)				FIXED WINDOW (FW)				BIRD FRIENDLY	DESCRIPTION
				U VALUE	SHGC	AIR LEAKGE	FINISH	U VALUE	SHGC	AIR LEAKGE	FINISH	U VALUE	SHGC	AIR LEAKGE	FINISH	U VALUE	SHGC	AIR LEAKGE	FINISH		
CWP-OW-01																					
OW-01A	5' - 0"	11' - 0"	THERMAL BROKEN ALUMINUM	0.118	N/A	0.06	TBD	N/A	N/A	N/A	N/A	0.25	0.36	0.06	TRANSPARENT	0.20	0.36	0.06	TRANSPARENT	YES	FINISH
CWP-OW-02																					
OW-02A	5' - 0"	11' - 0"	THERMAL BROKEN ALUMINUM	0.118	N/A	0.06	TBD	0.127	0.36	0.06	TRANSPARENT	0.25	0.36	0.06	TRANSPARENT	0.20	0.36	0.06	TRANSPARENT	YES	FINISH
OW-07A	5' - 0"	11' - 0"	THERMAL BROKEN ALUMINUM	0.118	N/A	0.06	TBD	0.127	0.36	0.06	TRANSPARENT	0.25	0.36	0.06	TRANSPARENT	0.20	0.36	0.06	TRANSPARENT	YES	FINISH
CWP-OW-03																					
OW-03A	5' - 0"	11' - 0"	THERMAL BROKEN ALUMINUM	0.118	N/A	0.06	TBD	0.127	0.36	0.06	TRANSPARENT	0.25	0.36	0.06	TRANSPARENT	0.20	0.36	0.06	TRANSPARENT	YES	FINISH
CWP-OW-04																					
OW-04A	5' - 6"	11' - 0"	THERMAL BROKEN ALUMINUM	0.118	N/A	0.06	TBD	0.127	0.36	0.06	TRANSPARENT	0.25	0.36	0.06	TRANSPARENT	0.20	0.36	0.06	TRANSPARENT	YES	FINISH
OW-04B	6' - 0"	11' - 0"	THERMAL BROKEN ALUMINUM	0.118	N/A	0.06	TBD	0.127	0.36	0.06	TRANSPARENT	0.25	0.36	0.06	TRANSPARENT	0.20	0.36	0.06	TRANSPARENT	YES	FINISH
OW-06B	6' - 0"	11' - 0"	THERMAL BROKEN ALUMINUM	0.118	N/A	0.06	TBD	0.127	0.36	0.06	TRANSPARENT	0.25	0.36	0.06	TRANSPARENT	0.20	0.36	0.06	TRANSPARENT	YES	FINISH
OW-04C	7' - 0"	11' - 0"	THERMAL BROKEN ALUMINUM	0.118	N/A	0.06	TBD	0.127	0.36	0.06	TRANSPARENT	0.25	0.36	0.06	TRANSPARENT	0.20	0.36	0.06	TRANSPARENT	YES	FINISH
OW-06C	7' - 0"	11' - 0"	THERMAL BROKEN ALUMINUM	0.118	N/A	0.06	TBD	0.127	0.36	0.06	TRANSPARENT	0.25	0.36	0.06	TRANSPARENT	0.20	0.36	0.06	TRANSPARENT	YES	FINISH
CWP-OW-05																					
OW-05A	5' - 0"	11' - 0"	THERMAL BROKEN ALUMINUM	0.118	N/A	0.06	TBD	0.127	0.36	0.06	TRANSPARENT	0.25	0.36	0.06	TRANSPARENT	0.20	0.36	0.06	TRANSPARENT	YES	FINISH
OW-05B	5' - 0"	11' - 0"	THERMAL BROKEN ALUMINUM	0.118	N/A	0.06	TBD	0.127	0.36	0.06	TRANSPARENT	0.25	0.36	0.06	TRANSPARENT	0.20	0.36	0.06	TRANSPARENT	YES	FINISH
OW-05C	7' - 0"	11' - 0"	THERMAL BROKEN ALUMINUM	0.118	N/A	0.06	TBD	0.127	0.36	0.06	TRANSPARENT	0.25	0.36	0.06	TRANSPARENT	0.20	0.36	0.06	TRANSPARENT	YES	FINISH
CWP-OW-06																					
OW-06A	5' - 6"	11' - 0"	THERMAL BROKEN ALUMINUM	0.118	N/A	0.06	TBD	N/A	N/A	N/A	N/A	0.25	0.36	0.06	TRANSPARENT	0.20	0.36	0.06	TRANSPARENT	YES	FINISH
OW-04B	6' - 0"	11' - 0"	THERMAL BROKEN ALUMINUM	0.118	N/A	0.06	TBD	N/A	N/A	N/A	N/A	0.25	0.36	0.06	TRANSPARENT	0.20	0.36	0.06	TRANSPARENT	YES	FINISH
OW-06B	6' - 0"	11' - 0"	THERMAL BROKEN ALUMINUM	0.118	N/A	0.06	TBD	N/A	N/A	N/A	N/A	0.25	0.36	0.06	TRANSPARENT	0.20	0.36	0.06	TRANSPARENT	YES	FINISH
OW-06C	7' - 0"	11' - 0"	THERMAL BROKEN ALUMINUM	0.118	N/A	0.06	TBD	N/A	N/A	N/A	N/A	0.25	0.36	0.06	TRANSPARENT	0.20	0.36	0.06	TRANSPARENT	YES	FINISH
CWP-OW-07																					
OW-02A	5' - 0"	11' - 0"	THERMAL BROKEN ALUMINUM	0.118	N/A	0.06	TBD	0.127	0.36	0.06	TRANSPARENT	0.25	0.36	0.06	TRANSPARENT	0.20	0.36	0.06	TRANSPARENT	YES	FINISH
OW-07A	5' - 0"	11' - 0"	THERMAL BROKEN ALUMINUM	0.118	N/A	0.06	TBD	0.127	0.36	0.06	TRANSPARENT	0.25	0.36	0.06	TRANSPARENT	0.20	0.36	0.06	TRANSPARENT	YES	FINISH
CWP-OW-08																					
OW-08A	7' - 0"	11' - 0"	THERMAL BROKEN ALUMINUM	0.118	N/A	0.06	TBD	0.127	0.36	0.06	TRANSPARENT	0.25	0.36	0.06	TRANSPARENT	0.20	0.36	0.06	TRANSPARENT	YES	FINISH
CWP-OW-XX																					
OW-03A	5' - 0"	9' - 0"																			

CURTAIN WALL PANEL - FIXED WINDOW

MARK	TYPE	WIDTH	HEIGHT	FRAME TYPE	METAL PANEL (MP)					SPANDREL / SHADOW BOX (SB)					FIXED WINDOW (FW)					BIRD FRIENDLY	DESCRIPTION
					MARK	U VALUE	SHGC	AIR LEAKGE	FINISH	MARK	U VALUE	SHGC	AIR LEAKGE	FINISH	MARK	U VALUE	SHGC	AIR LEAKGE	FINISH		
CWP-FW-01																					
	CWP-FW-01	7' - 0"	11' - 0"	THERMAL BROKEN ALUMINUM	MP	0.118	N/A	0.06	TBD	N/A	N/A	N/A	N/A	N/A	FW	0.20	0.36	0.06	TRANSPARENT	YES	
FW-01B	CWP-FW-01	5' - 0"	20' - 0"	THERMAL BROKEN ALUMINUM	MP	0.118	N/A	0.06	TBD	N/A	N/A	N/A	N/A	N/A	FW	0.20	0.36	0.06	TRANSPARENT	YES	FINISH
FW-01C	CWP-FW-01	4' - 0"	11' - 0"	THERMAL BROKEN ALUMINUM	MP	0.118	N/A	0.06	TBD	N/A	N/A	N/A	N/A	N/A	FW	0.20	0.36	0.06	TRANSPARENT	YES	FINISH
FW-01D	CWP-FW-01	4' - 6"	11' - 0"	THERMAL BROKEN ALUMINUM	MP	0.118	N/A	0.06	TBD	N/A	N/A	N/A	N/A	N/A	FW	0.20	0.36	0.06	TRANSPARENT	YES	FINISH
FW-01E	CWP-FW-01	5' - 0"	11' - 0"	THERMAL BROKEN ALUMINUM	MP	0.118	N/A	0.06	TBD	N/A	N/A	N/A	N/A	N/A	FW	0.20	0.36	0.06	TRANSPARENT	YES	FINISH
FW-01F	CWP-FW-01	5' - 6"	11' - 0"	THERMAL BROKEN ALUMINUM	MP	0.118	N/A	0.06	TBD	N/A	N/A	N/A	N/A	N/A	FW	0.20	0.36	0.06	TRANSPARENT	YES	FINISH
FW-01G	CWP-FW-01	6' - 0"	11' - 0"	THERMAL BROKEN ALUMINUM	MP	0.118	N/A	0.06	TBD	N/A	N/A	N/A	N/A	N/A	FW	0.20	0.36	0.06	TRANSPARENT	YES	FINISH
FW-02B	CWP-FW-01	5' - 0"	11' - 0"	THERMAL BROKEN ALUMINUM	MP	0.118	N/A	0.06	TBD	N/A	N/A	N/A	N/A	N/A	FW	0.20	0.36	0.06	TRANSPARENT	YES	FINISH
FW-02C	CWP-FW-01	5' - 6"	11' - 0"	THERMAL BROKEN ALUMINUM	MP	0.118	N/A	0.06	TBD	N/A	N/A	N/A	N/A	N/A	FW	0.20	0.36	0.06	TRANSPARENT	YES	FINISH
CWP-FW-02																					
FW-01E	CWP-FW-02	5' - 0"	11' - 0"	THERMAL BROKEN ALUMINUM	MP	0.118	N/A	0.06	TBD	SB	0.127	0.36	0.06	TRANSPARENT	FW	0.20	0.36	0.06	TRANSPARENT	YES	FINISH
FW-01F	CWP-FW-02	5' - 6"	11' - 0"	THERMAL BROKEN ALUMINUM	MP	0.118	N/A	0.06	TBD	SB	0.127	0.36	0.06	TRANSPARENT	FW	0.20	0.36	0.06	TRANSPARENT	YES	FINISH
FW-02A	CWP-FW-02	4' - 6"	11' - 0"	THERMAL BROKEN ALUMINUM	MP	0.118	N/A	0.06	TBD	SB	0.127	0.36	0.06	TRANSPARENT	FW	0.20	0.36	0.06	TRANSPARENT	YES	FINISH
FW-02B	CWP-FW-02	5' - 0"	11' - 0"	THERMAL BROKEN ALUMINUM	MP	0.118	N/A	0.06	TBD	SB	0.127	0.36	0.06	TRANSPARENT	FW	0.20	0.36	0.06	TRANSPARENT	YES	FINISH
FW-02C	CWP-FW-02	5' - 6"	11' - 0"	THERMAL BROKEN ALUMINUM	MP	0.118	N/A	0.06	TBD	SB	0.127	0.36	0.06	TRANSPARENT	FW	0.20	0.36	0.06	TRANSPARENT	YES	FINISH
FW-02D	CWP-FW-02	6' - 0"	11' - 0"	THERMAL BROKEN ALUMINUM	MP	0.118	N/A	0.06	TBD	SB	0.127	0.36	0.06	TRANSPARENT	FW	0.20	0.36	0.06	TRANSPARENT	YES	FINISH
CWP-FW-03																					
FW-01A	CWP-FW-03	4' - 0"	20' - 0"	THERMAL BROKEN ALUMINUM	MP	0.118	N/A	0.06	TBD	N/A	N/A	N/A	N/A	N/A	FW	0.20	0.36	0.06	TRANSPARENT	YES	FINISH
FW-03A	CWP-FW-03	5' - 0"	11' - 0"	THERMAL BROKEN ALUMINUM	MP	0.118	N/A	0.06	TBD	N/A	N/A	N/A	N/A	N/A	FW	0.20	0.36	0.06	TRANSPARENT	YES	FINISH

CURTAIN WALL PANEL - METAL PANEL

MARK	WIDTH	HEIGHT	FRAME TYPE	METAL PANEL (MP)				BIRD FRIENDLY	DESCRIPTION
				U VALUE	SHGC	AIR LEAKGE	FINISH		
CWP-MP-01									
MP-01A	5' - 0"	6' - 0"	THERMAL BROKEN ALUMINUM	0.118	N/A	0.06	TBD	NO	FINISH
MP-01B	5' - 0"	11' - 0"	THERMAL BROKEN ALUMINUM	0.118	N/A	0.06	TBD	NO	FINISH
MP-02A	5' - 0"	11' - 0"	THERMAL BROKEN ALUMINUM	0.118	N/A	0.06	TBD	NO	FINISH
CWP-MP-02									
	5' - 0"	11' - 0"	THERMAL BROKEN ALUMINUM	0.118	N/A	0.06	TBD	NO	
MP-02A	5' - 0"	11' - 0"	THERMAL BROKEN ALUMINUM	0.118	N/A	0.06	TBD	NO	FINISH
MP-02B	5' - 0"	6' - 0"	THERMAL BROKEN ALUMINUM	0.118	N/A	0.06	TBD	NO	FINISH

CURTAIN WALL PANEL - SHADOW BOX

MARK	WIDTH	HEIGHT	FRAME TYPE	METAL PANEL (MP)				SPANDREL / SHADOW BOX (SB)				BIRD FRIENDLY	DESCRIPTION
				U VALUE	SHGC	AIR LEAKGE	FINISH	U VALUE	SHGC	AIR LEAKGE	FINISH		
CWP-SB-01													
	4' - 6"	11' - 0"	THERMAL BROKEN ALUMINUM	0.118	N/A	0.06	TBD	0.127	0.36	0.06	TRANSPARENT	YES	FINISH
SB-01A	5' - 0"	11' - 0"	THERMAL BROKEN ALUMINUM	0.118	N/A	0.06	TBD	0.127	0.36	0.06	TRANSPARENT	YES	FINISH
SB-01B	6' - 0"	11' - 0"	THERMAL BROKEN ALUMINUM	0.118	N/A	0.06	TBD	0.127	0.36	0.06	TRANSPARENT	YES	FINISH
SB-01C	7' - 0"	11' - 0"	THERMAL BROKEN ALUMINUM	0.118	N/A	0.06	TBD	0.127	0.36	0.06	TRANSPARENT	YES	FINISH
SB-01D	5' - 6"	11' - 0"	THERMAL BROKEN ALUMINUM	0.118	N/A	0.06	TBD	0.127	0.36	0.06	TRANSPARENT	YES	FINISH
SB-01E	4' - 6"	11' - 0"	THERMAL BROKEN ALUMINUM	0.118	N/A	0.06	TBD	0.127	0.36	0.06	TRANSPARENT	YES	FINISH
SB-04B	4' - 6"	11' - 0"	THERMAL BROKEN ALUMINUM	0.118	N/A	0.06	TBD	0.127	0.36	0.06	TRANSPARENT	YES	FINISH
SB-04D	5' - 0"	11' - 0"	THERMAL BROKEN ALUMINUM	0.118	N/A	0.06	TBD	0.127	0.36	0.06	TRANSPARENT	YES	FINISH
SB-04H	6' - 0"	11' - 0"	THERMAL BROKEN ALUMINUM	0.118	N/A	0.06	TBD	0.127	0.36	0.06	TRANSPARENT	YES	FINISH
SB-04K	7' - 0"	11' - 0"	THERMAL BROKEN ALUMINUM	0.118	N/A	0.06	TBD	0.127	0.36	0.06	TRANSPARENT	YES	FINISH
CWP-SB-02													
SB-02A	5' - 0"	6' - 0"	THERMAL BROKEN ALUMINUM	0.118	N/A	0.06	TBD	0.127	0.36	0.06	TRANSPARENT	YES	FINISH
SB-02B	5' - 0"	11' - 0"	THERMAL BROKEN ALUMINUM	0.118	N/A	0.06	TBD	0.127	0.36	0.06	TRANSPARENT	YES	FINISH
CWP-SB-03													
SB-03A	5' - 0"	6' - 0"	THERMAL BROKEN ALUMINUM	0.118	N/A	0.06	TBD	0.127	0.36	0.06	TRANSPARENT	YES	FINISH
CWP-SB-04													
	7' - 0"	6' - 0"	THERMAL BROKEN ALUMINUM	0.118	N/A	0.06	TBD	0.127	0.36	0.06	TRANSPARENT	YES	
	7' - 0"	11' - 0"	THERMAL BROKEN ALUMINUM	0.118	N/A	0.06	TBD	0.127	0.36	0.06	TRANSPARENT	YES	
SB-01B	6' - 0"	11' - 0"	THERMAL BROKEN ALUMINUM	0.118	N/A	0.06	TBD	0.127	0.36	0.06	TRANSPARENT	YES	FINISH
SB-01E	4' - 6"	11' - 0"	THERMAL BROKEN ALUMINUM	0.118	N/A	0.06	TBD	0.127	0.36	0.06	TRANSPARENT	YES	FINISH
SB-04A	4' - 6"	6' - 0"	THERMAL BROKEN ALUMINUM	0.118	N/A	0.06	TBD	0.127	0.36	0.06	TRANSPARENT	YES	FINISH
SB-04B	4' - 6"	11' - 0"	THERMAL BROKEN ALUMINUM	0.118	N/A	0.06	TBD	0.127	0.36	0.06	TRANSPARENT	YES	FINISH
SB-04C	5' - 0"	6' - 0"	THERMAL BROKEN ALUMINUM	0.118	N/A	0.06	TBD	0.127	0.36	0.06	TRANSPARENT	YES	FINISH
SB-04D	5' - 0"	11' - 0"	THERMAL BROKEN ALUMINUM	0.118	N/A	0.06	TBD	0.127	0.36	0.06	TRANSPARENT	YES	FINISH
SB-04E	5' - 6"	6' - 0"	THERMAL BROKEN ALUMINUM	0.118	N/A	0.06	TBD	0.127	0.36	0.06	TRANSPARENT	YES	FINISH
SB-04F	5' - 6"	11' - 0"	THERMAL BROKEN ALUMINUM	0.118	N/A	0.06	TBD	0.127	0.36	0.06	TRANSPARENT	YES	FINISH
SB-04G	6' - 0"	6' - 0"	THERMAL BROKEN ALUMINUM	0.118	N/A	0.06	TBD	0.127	0.36	0.06	TRANSPARENT	YES	FINISH
SB-04H	6' - 0"	11' - 0"	THERMAL BROKEN ALUMINUM	0.118	N/A	0.06	TBD	0.127	0.36	0.06	TRANSPARENT	YES	FINISH
SB-04I	6' - 0"	20' - 0"	THERMAL BROKEN ALUMINUM	0.118	N/A	0.06	TBD	0.127	0.36	0.06	TRANSPARENT	YES	FINISH
CWP-SB-XX													
SB-30A	1' - 0"	9' - 0"											BALCONY
SB-30A	1' - 6"	9' - 0"											BALCONY
SB-30A	2' - 0"	9' - 0"											
SB-30A	4' - 10"	9' - 0"											
SB-30A	5' - 0"	9' - 0"											<varies>

Enter address here
Address Line 2

No.	Description	Date

SITE PLAN

CURTAIN WALL PANEL SCHEDULE

Project Number	XXXX
Date	10/28/2025
Drawn By	Jack.S/ Ruodi.Z
Checked By	WC/ JQ
	A-600
Scale	As indicated

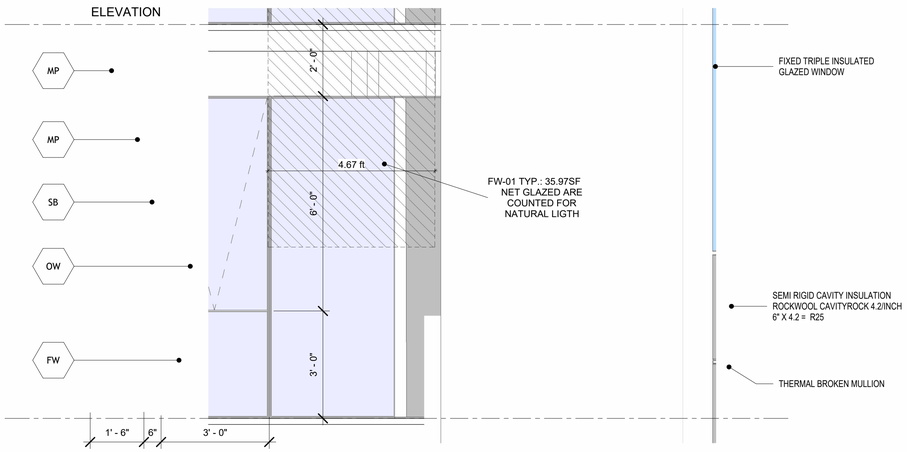

CWP-OW-01

MARK	WIDTH	HEIGHT	FRAME TYPE	METAL PANEL (MP)				SHADOW BOX (SB)				OPERABLE WINDOW (OP)				FIXED WINDOW (FW)				TOTAL NSF GLAZED AREA (NATURAL LIGTH)	COMMENTS
				U VALUE	SHGC	AIR LEAKGE	FINISH	U VALUE	SHGC	AIR LEAKGE	FINISH	U VALUE	SHGC	AIR LEAKGE	FINISH	U VALUE	SHGC	AIR LEAKGE	FINISH		
OW-01A	5' - 0"	11' - 0"	THERMAL BROKEN ALUMINUM	0.118	N/A	0.06	TBD	N/A	N/A	N/A	N/A	0.25	0.36	0.06	TRANSPARENT	0.20	0.36	0.06	TRANSPARENT	16.03	

1 CWP-OW-01

1/2" = 1'-0"

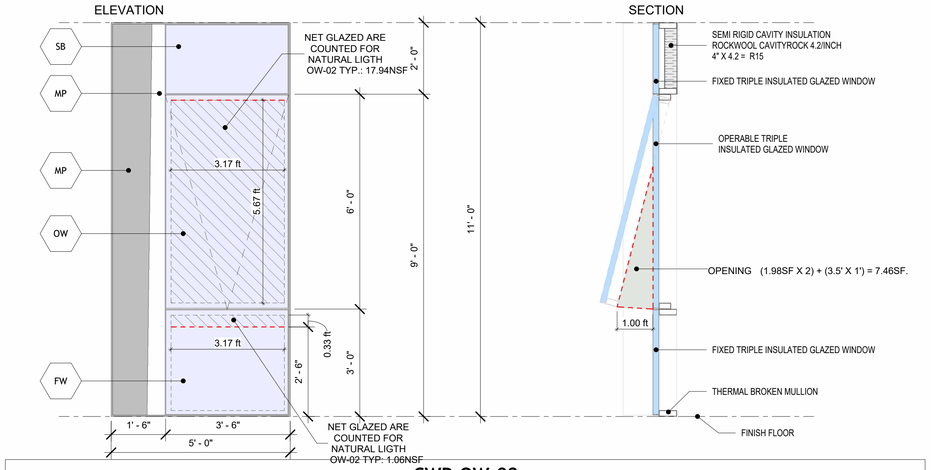

CWP-OW-02

MARK	WIDTH	HEIGHT	FRAME TYPE	METAL PANEL (MP)				OPERABLE WINDOW (OW)				FIXED WINDOW (FW)				TOTAL NSF GLAZED AREA (NATURAL LIGTH)	COMMENT
				U VALUE	SHGC	AIR LEAKGE	FINISH	U VALUE	SHGC	AIR LEAKGE	FINISH	U VALUE	SHGC	AIR LEAKGE	FINISH		
OW-02A	5' - 0"	11' - 0"	THERMAL BROKEN ALUMINUM	0.118	N/A	0.06	TBD	0.25	0.36	0.06	TRANSPARENT	0.20	0.36	0.06	TRANSPARENT	19	
OW-07A	5' - 0"	11' - 0"	THERMAL BROKEN ALUMINUM	0.118	N/A	0.06	TBD	0.25	0.36	0.06	TRANSPARENT	0.20	0.36	0.06	TRANSPARENT	18.99	

2 CWP-OW-02

1/2" = 1'-0"

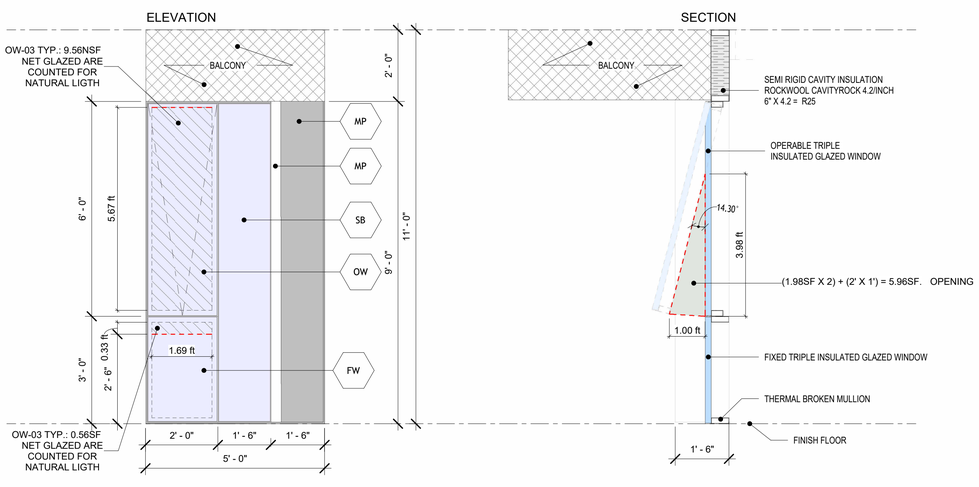

CWP-OW-03

MARK	WIDTH	HEIGHT	FRAME TYPE	METAL PANEL (MP)				SPANDREL/SHADOW BOX (SB)				OPERABLE WINDOW (OP)				FIXED WINDOW (FW)				TOTAL NSF GLAZED AREA (NATURAL LIGTH)	COMMENTS
				U VALUE	SHGC	AIR LEAKGE	FINISH	U VALUE	SHGC	AIR LEAKGE	FINISH	U VALUE	SHGC	AIR LEAKGE	FINISH	U VALUE	SHGC	AIR LEAKGE	FINISH		
OW-03A	5' - 0"	11' - 0"	THERMAL BROKEN ALUMINUM	0.118	N/A	0.06	TBD	0.127	0.36	0.06	TRANSPARENT	0.25	0.36	0.06	TRANSPARENT	0.20	0.36	0.06	TRANSPARENT	10.12	

3 CWP-OW-03

1/2" = 1'-0"

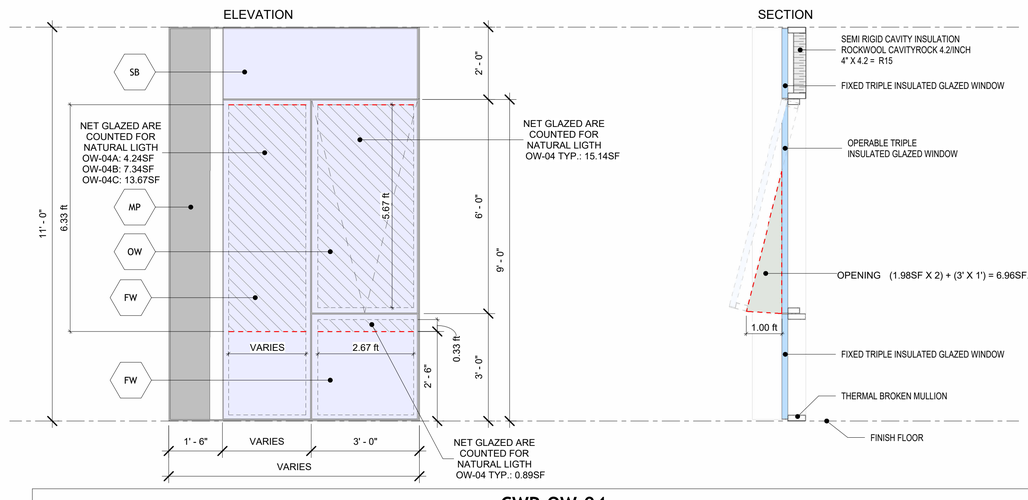

CWP-OW-04

MARK	WIDTH	HEIGHT	FRAME TYPE	METAL PANEL (MP)				SHADOW BOX (SB)				OPERABLE WINDOW (OP)				FIXED WINDOW (FW)				TOTAL NSF GLAZED AREA (NATURAL LIGTH)	COMMENTS
				U VALUE	SHGC	AIR LEAKGE	FINISH	U VALUE	SHGC	AIR LEAKGE	FINISH	U VALUE	SHGC	AIR LEAKGE	FINISH	U VALUE	SHGC	AIR LEAKGE	FINISH		
OW-04A	5' - 6"	11' - 0"	THERMAL BROKEN ALUMINUM	0.118	N/A	0.06	TBD	0.127	0.36	0.06	TRANSPARENT	0.25	0.36	0.06	TRANSPARENT	0.20	0.36	0.06	TRANSPARENT	20.27	
OW-04B	6' - 0"	11' - 0"	THERMAL BROKEN ALUMINUM	0.118	N/A	0.06	TBD	0.127	0.36	0.06	TRANSPARENT	0.25	0.36	0.06	TRANSPARENT	0.20	0.36	0.06	TRANSPARENT	23.37	
OW-04C	7' - 0"	11' - 0"	THERMAL BROKEN ALUMINUM	0.118	N/A	0.06	TBD	0.127	0.36	0.06	TRANSPARENT	0.25	0.36	0.06	TRANSPARENT	0.20	0.36	0.06	TRANSPARENT	29.7	
OW-06B	6' - 0"	11' - 0"	THERMAL BROKEN ALUMINUM	0.118	N/A	0.06	TBD	0.127	0.36	0.06	TRANSPARENT	0.25	0.36	0.06	TRANSPARENT	0.20	0.36	0.06	TRANSPARENT	23.42	
OW-06C	7' - 0"	11' - 0"	THERMAL BROKEN ALUMINUM	0.118	N/A	0.06	TBD	0.127	0.36	0.06	TRANSPARENT	0.25	0.36	0.06	TRANSPARENT	0.20	0.36	0.06	TRANSPARENT	26.6	

4 CWP-OW-04

1/2" = 1'-0"

Enter address
here
Address Line 2

No.	Description	Date

SITE PLAN

CURTAIN WALL PANEL
(OPERABLE WINDOW)

Project Number	XXXX
Date	10/28/2025
Drawn By	Jack.S/ Ruodi.Z
Checked By	WC/ JQ

A-601

Scale As indicated

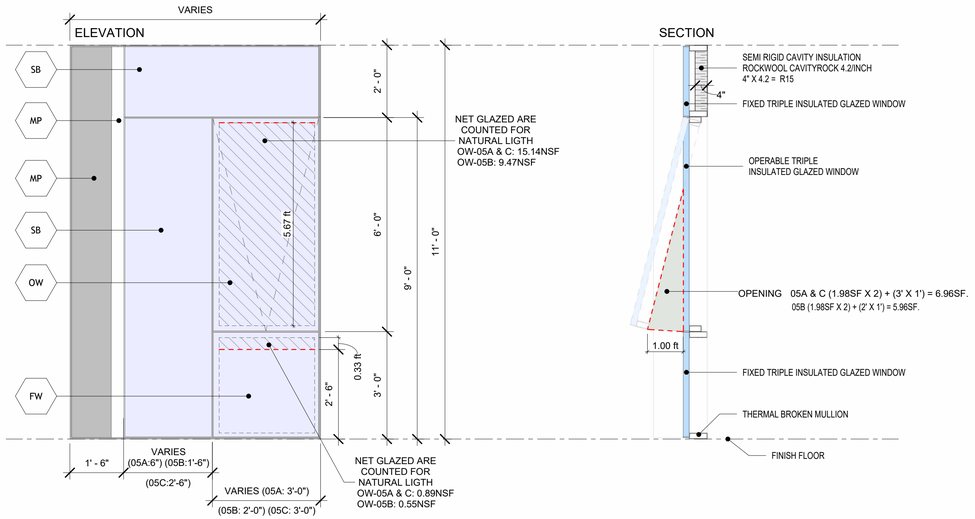

CWP-OW-05

MARK	WIDTH	HEIGHT	FRAME TYPE	METAL PANEL (MP)				SHADOW BOX (SB)				OPERABLE WINDOW (OP)				FIXED WINDOW (FW)				TOTAL NSF GLAZED AREA (NATURAL LIGTH)	COMMENTS
				U VALUE	SHGC	AIR LEAKGE	FINISH	U VALUE	SHGC	AIR LEAKGE	FINISH	U VALUE	SHGC	AIR LEAKGE	FINISH	U VALUE	SHGC	AIR LEAKGE	FINISH		
OW-05A	5' - 0"	11' - 0"	THERMAL BROKEN ALUMINUM	0.118	N/A	0.06	TBD	0.127	0.36	0.06	TRANSPARENT	0.25	0.36	0.06	TRANSPARENT	0.20	0.36	0.06	TRANSPARENT	16.03	
OW-05B	5' - 0"	11' - 0"	THERMAL BROKEN ALUMINUM	0.118	N/A	0.06	TBD	0.127	0.36	0.06	TRANSPARENT	0.25	0.36	0.06	TRANSPARENT	0.20	0.36	0.06	TRANSPARENT	10.02	
OW-05C	7' - 0"	11' - 0"	THERMAL BROKEN ALUMINUM	0.118	N/A	0.06	TBD	0.127	0.36	0.06	TRANSPARENT	0.25	0.36	0.06	TRANSPARENT	0.20	0.36	0.06	TRANSPARENT	16.03	

1 CWP-OW-05
1/2" = 1'-0"

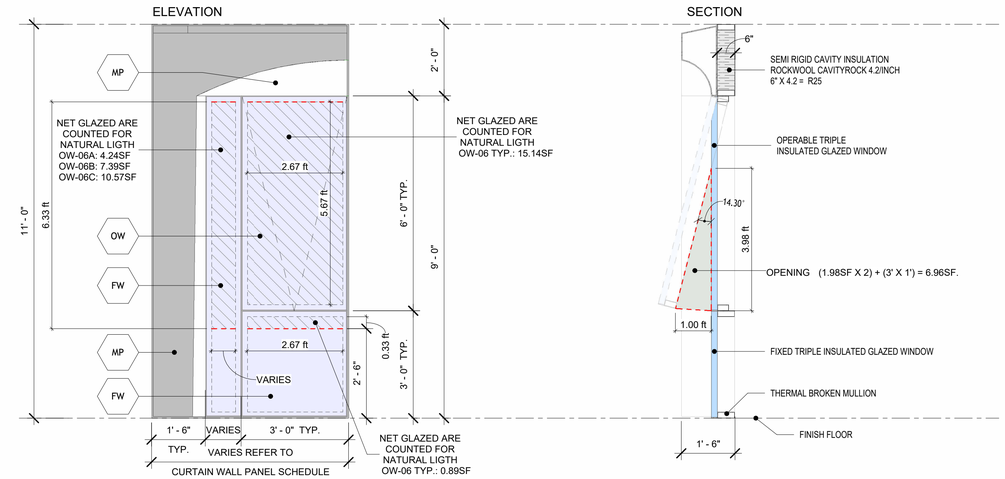

CWP-OW-06

MARK	WIDTH	HEIGHT	FRAME TYPE	METAL PANEL (MP)				OPERABLE WINDOW (OW)				FIXED WINDOW (FW)				TOTAL NSF GLAZED AREA (NATURAL LIGTH)	COMMENT
				U VALUE	SHGC	AIR LEAKGE	FINISH	U VALUE	SHGC	AIR LEAKGE	FINISH	U VALUE	SHGC	AIR LEAKGE	FINISH		
OW-04B	6' - 0"	11' - 0"	THERMAL BROKEN ALUMINUM	0.118	N/A	0.06	TBD	0.25	0.36	0.06	TRANSPARENT	0.20	0.36	0.06	TRANSPARENT	23.37	
OW-06A	5' - 6"	11' - 0"	THERMAL BROKEN ALUMINUM	0.118	N/A	0.06	TBD	0.25	0.36	0.06	TRANSPARENT	0.20	0.36	0.06	TRANSPARENT	20.27	
OW-06B	6' - 0"	11' - 0"	THERMAL BROKEN ALUMINUM	0.118	N/A	0.06	TBD	0.25	0.36	0.06	TRANSPARENT	0.20	0.36	0.06	TRANSPARENT	23.42	
OW-06C	7' - 0"	11' - 0"	THERMAL BROKEN ALUMINUM	0.118	N/A	0.06	TBD	0.25	0.36	0.06	TRANSPARENT	0.20	0.36	0.06	TRANSPARENT	26.6	

2 CWP-OW-06
1/2" = 1'-0"

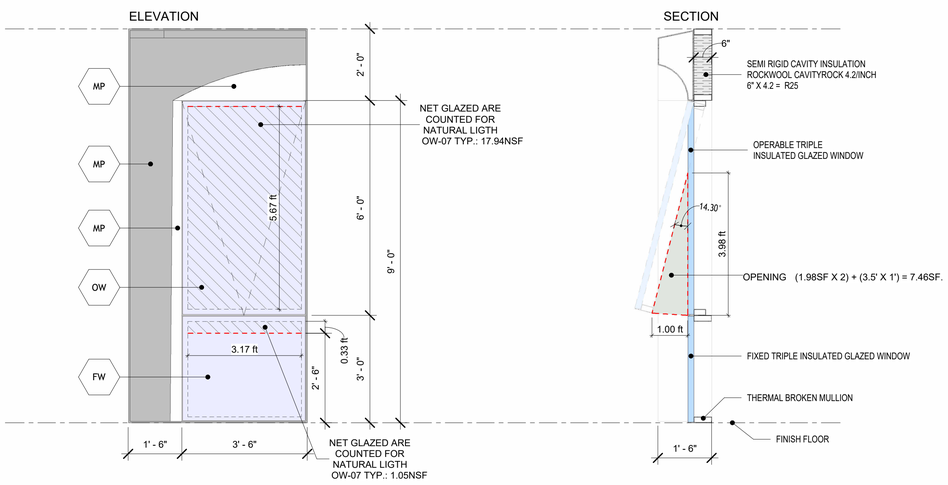

CWP-OW-07

MARK	WIDTH	HEIGHT	FRAME TYPE	METAL PANEL (MP)				OPERABLE WINDOW (OW)				FIXED WINDOW (FW)				TOTAL NSF GLAZED AREA (NATURAL LIGTH)	COMMENT
				U VALUE	SHGC	AIR LEAKGE	FINISH	U VALUE	SHGC	AIR LEAKGE	FINISH	U VALUE	SHGC	AIR LEAKGE	FINISH		
OW-02A	5' - 0"	11' - 0"	THERMAL BROKEN ALUMINUM	0.118	N/A	0.06	TBD	0.25	0.36	0.06	TRANSPARENT	0.20	0.36	0.06	TRANSPARENT	19	
OW-07A	5' - 0"	11' - 0"	THERMAL BROKEN ALUMINUM	0.118	N/A	0.06	TBD	0.25	0.36	0.06	TRANSPARENT	0.20	0.36	0.06	TRANSPARENT	18.99	

3 CWP-OW-07
1/2" = 1'-0"

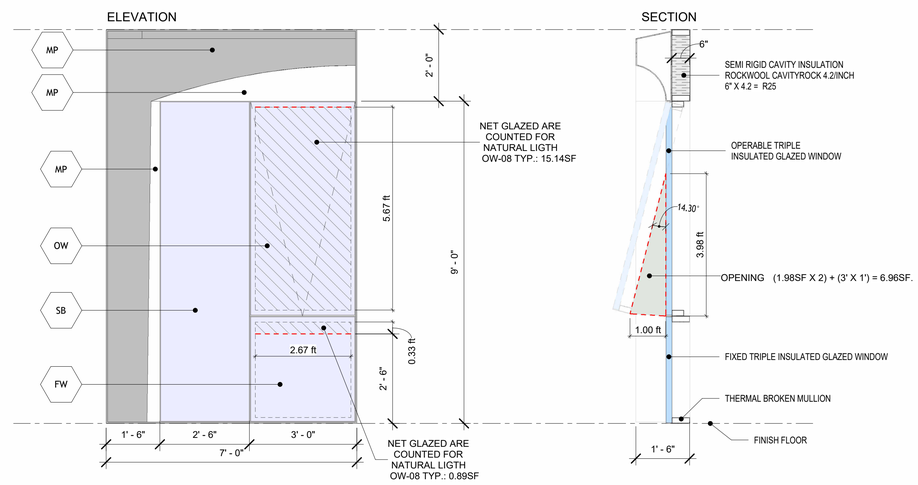

CWP-OW-08

MARK	WIDTH	HEIGHT	FRAME TYPE	METAL PANEL (MP)				SHADOW BOX (SB)				OPERABLE WINDOW (OP)				FIXED WINDOW (FW)				TOTAL NSF GLAZED AREA (NATURAL LIGTH)	COMMENTS
				U VALUE	SHGC	AIR LEAKGE	FINISH	U VALUE	SHGC	AIR LEAKGE	FINISH	U VALUE	SHGC	AIR LEAKGE	FINISH	U VALUE	SHGC	AIR LEAKGE	FINISH		
OW-08A	7' - 0"	11' - 0"	THERMAL BROKEN ALUMINUM	0.118	N/A	0.06	TBD	0.127	0.36	0.06	TRANSPARENT	0.25	0.36	0.06	TRANSPARENT	0.20	0.36	0.06	TRANSPARENT	16.03	

4 CWP-OW-08
1/2" = 1'-0"

Enter address here
Address Line 2

No.	Description	Date

SITE PLAN

CURTAIN WALL PANEL (OPERABLE WINDOW)

Project Number	XXXX
Date	10/28/2025
Drawn By	Jack.S/ Ruodi.Z
Checked By	WC/ JQ

A-602

Scale: As indicated

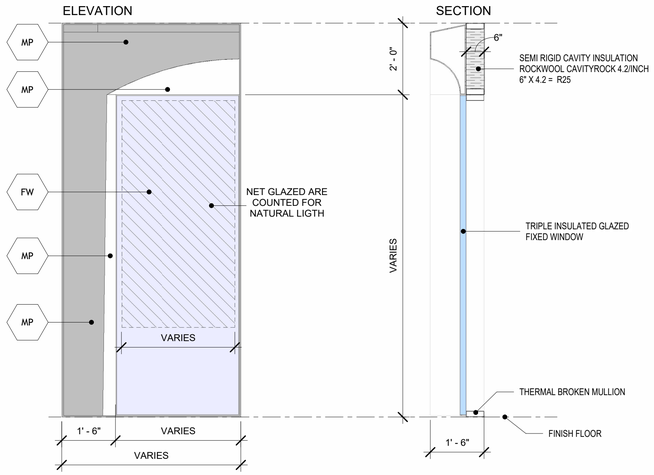

CWP-FW-01												
MARK	WIDTH	HEIGHT	FRAME TYPE	METAL PANEL (MP)				FIXED WINDOW (FW)				TOTAL NSF GLAZED AREA (NATURAL LIGTH)	COMMENT
				U VALUE	SHGC	AIR LEAKGE	FINISH	U VALUE	SHGC	AIR LEAKGE	FINISH		
	7' - 0"	11' - 0"	THERMAL BROKEN ALUMINUM	0.118	N/A	0.06	TBD	0.20	0.36	0.06	TRANSPARENT		
FW-01B	5' - 0"	20' - 0"	THERMAL BROKEN ALUMINUM	0.118	N/A	0.06	TBD	0.20	0.36	0.06	TRANSPARENT	48.63	
FW-01C	4' - 0"	11' - 0"	THERMAL BROKEN ALUMINUM	0.118	N/A	0.06	TBD	0.20	0.36	0.06	TRANSPARENT	13.76	
FW-01D	4' - 6"	11' - 0"	THERMAL BROKEN ALUMINUM	0.118	N/A	0.06	TBD	0.20	0.36	0.06	TRANSPARENT	16.93	
FW-01E	5' - 0"	11' - 0"	THERMAL BROKEN ALUMINUM	0.118	N/A	0.06	TBD	0.20	0.36	0.06	TRANSPARENT	20.1	
FW-01F	5' - 6"	11' - 0"	THERMAL BROKEN ALUMINUM	0.118	N/A	0.06	TBD	0.20	0.36	0.06	TRANSPARENT	23.27	
FW-01G	6' - 0"	11' - 0"	THERMAL BROKEN ALUMINUM	0.118	N/A	0.06	TBD	0.20	0.36	0.06	TRANSPARENT	26.44	
FW-02B	5' - 0"	11' - 0"	THERMAL BROKEN ALUMINUM	0.118	N/A	0.06	TBD	0.20	0.36	0.06	TRANSPARENT	20.1	
FW-02C	5' - 6"	11' - 0"	THERMAL BROKEN ALUMINUM	0.118	N/A	0.06	TBD	0.20	0.36	0.06	TRANSPARENT	23.27	

1 CWP-FW-01
1/2" = 1'-0"

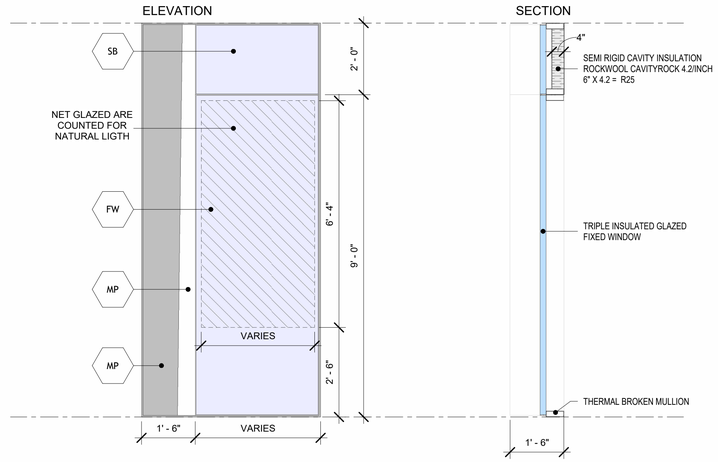

CWP-FW-02																		
MARK	WIDTH	HEIGHT	FRAME TYPE	METAL PANEL (MP)				SHADOW BOX (SB)				FIXED WINDOW (FW)				TOTAL NSF GLAZED AREA (NATURAL LIGTH)	COMMENTS
				U VALUE	SHGC	AIR LEAKGE	FINISH	U VALUE	SHGC	AIR LEAKGE	FINISH	U VALUE	SHGC	AIR LEAKGE	FINISH		
FW-01E	5' - 0"	11' - 0"	THERMAL BROKEN ALUMINUM	0.118	N/A	0.06	TBD	0.127	0.36	0.06	TRANSPARENT	0.20	0.36	0.06	TRANSPARENT	20.1	
FW-01F	5' - 6"	11' - 0"	THERMAL BROKEN ALUMINUM	0.118	N/A	0.06	TBD	0.127	0.36	0.06	TRANSPARENT	0.20	0.36	0.06	TRANSPARENT	23.27	
FW-02A	4' - 6"	11' - 0"	THERMAL BROKEN ALUMINUM	0.118	N/A	0.06	TBD	0.127	0.36	0.06	TRANSPARENT	0.20	0.36	0.06	TRANSPARENT	16.93	
FW-02B	5' - 0"	11' - 0"	THERMAL BROKEN ALUMINUM	0.118	N/A	0.06	TBD	0.127	0.36	0.06	TRANSPARENT	0.20	0.36	0.06	TRANSPARENT	20.1	
FW-02C	5' - 6"	11' - 0"	THERMAL BROKEN ALUMINUM	0.118	N/A	0.06	TBD	0.127	0.36	0.06	TRANSPARENT	0.20	0.36	0.06	TRANSPARENT	23.27	
FW-02D	6' - 0"	11' - 0"	THERMAL BROKEN ALUMINUM	0.118	N/A	0.06	TBD	0.127	0.36	0.06	TRANSPARENT	0.20	0.36	0.06	TRANSPARENT	26.44	

2 CWP-FW-02
1/2" = 1'-0"

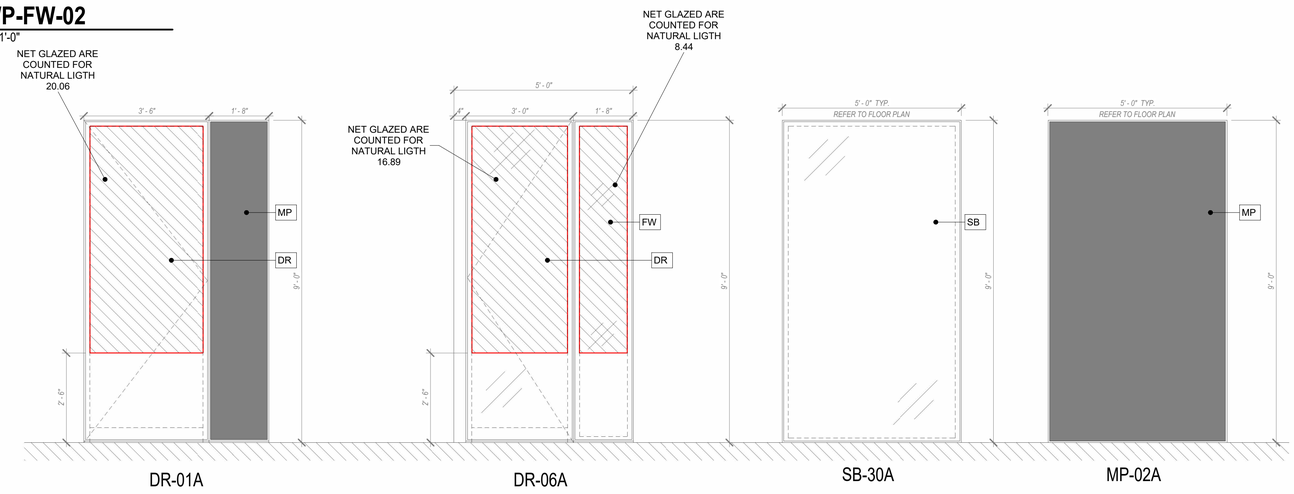

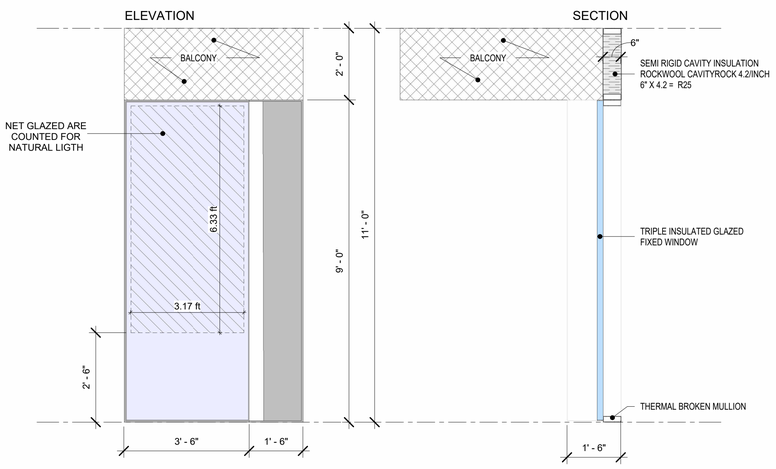

CWP-FW-03													
MARK	WIDTH	HEIGHT	FRAME TYPE	METAL PANEL (MP)				FIXED WINDOW (FW)				TOTAL NSF GLAZED AREA (NATURAL LIGTH)	COMMENT
				U VALUE	SHGC	AIR LEAKGE	FINISH	U VALUE	SHGC	AIR LEAKGE	FINISH		
FW-01A	4' - 0"	20' - 0"	THERMAL BROKEN ALUMINUM	0.118	N/A	0.06	TBD	0.20	0.36	0.06	TRANSPARENT	33.29	
FW-03A	5' - 0"	11' - 0"	THERMAL BROKEN ALUMINUM	0.118	N/A	0.06	TBD	0.20	0.36	0.06	TRANSPARENT	20.1	

3 CWP-FW-03
1/2" = 1'-0"

Enter address here
Address Line 2

No.	Description	Date

SITE PLAN

CURTAIN WALL PANEL (FIXED WINDOW)

Project Number	XXXX
Date	10/28/2025
Drawn By	Jack.S/ Ruodi.Z
Checked By	WC/ JQ

A-603

Scale As indicated