



Ornit Blind Rivets has manufactured blind rivets since 1975. Ornit provides unique custom-designed fastening solutions for the automotive, constructive, electronic and industrial markets. Ornit's product lines are designed for a wide range of applications in all markets.

The company's portfolio includes structural rivets, roofing rivets, multi-grip rivets and other fastening devices made from various alloy combinations of aluminium, steel and stainless steel.

Quality

Ornit's high standards and top quality products are ensured by quality assurance procedures at all stages of production.

International Standards

Ornit manufactures in compliance with the IFI and DIN standards according the product. Ornit's dedication to performance excellence has led us to be awarded with the ISO/TS 16949 and ISO 9001:2000 certifications.

Research and Development

Ornit's R&D department is equipped with the latest technology and a highly experienced and knowledgeable team ready to face any challenge. Their expertise provides Ornit's customers with ideal solutions for any fastening application.

Customers

Ornit's products are exported around the world, i.e. Europe, Australia, South Africa, Far East and Latin America.

Ornit established a subsidiary company in the USA, Ornit Inc. to support the distribution of our products in North America.

Ornit is the leading distributor of fasteners in Israel.

Ornit's Vision

Ornit, a global company, remains on the front line in the fastening industry by researching, developing and manufacturing innovative fastening solutions.

Ornit's Objectives

- To continue to learn, understand and foresee the customers' changing desires and ambitions.
- To provide creative, flexible and competitive fastening solutions for customers worldwide.
- To maintain close business relationships with our customers.
- To remain uncompromising on product quality by implementing quality assurance regulations and maintaining international standards.
- To maintain high service standards by meeting our customers needs.
- To broaden Ornit's worldwide activities through product development.
- To invest in Ornit's human resources.



INDEX



Open end

Aluminum/Steel - Dome	8-9
Aluminum/Steel - Countersunk	10
Aluminum/Steel - Large	11
Aluminum/Steel - X-Large	12
Steel/Steel - Dome	13
Peel - Aluminum/Steel - Dome	14

TPR/ORP

Panel Fix Aluminum/Steel - Dome	16
---------------------------------	----

Or-Bulb

Aluminum/Aluminum - Dome	18
Aluminum/Aluminum - Large & X-Large	19

U-Fix

Aluminum/Steel - Dome	21
Aluminum/Steel - Brazier	22
Aluminum/Steel - Snap	23
Aluminum/Steel - Countersunk	24
Aluminum/Steel - Large	25
Aluminum/Steel - X-Large	26
Aluminum/Stainless Steel - Dome	27
Aluminum/ Stainless Steel - Countersunk	28
Aluminum/ Stainless Steel - X-Large	29
Aluminum/Aluminum - Dome	30
Aluminum/Aluminum - X-Large	31
Aluminum/Steel - Electro-Fix Dome	32
Steel/Steel - Electro-Fix	32
Steel/Steel - Dome Head	33
Stainless Steel/Stainless Steel - Dome	33

Painted Rivets

Painted Rivets	34
----------------	----

Steel-Fix

Steel/Steel - Dome	36
Steel/Steel - Countersunk	37
Steel/Steel - Large & X-Large	38

Ornilock

Steel/Steel - Protruding	40
Steel/Steel - Countersunk	41
Aluminum/Aluminum - Protruding	42
Stainless Steel/ Stainless Steel - Protruding	43
Stainless Steel/ Stainless Steel - Countersunk	44

Or-Bolt

Steel/Steel - Protruding	45
Steel/Steel - Countersunk	45
Aluminum/Aluminum - Protruding	46
Stainless Steel/ Stainless Steel - Protruding	47
Stainless Steel/ Stainless Steel - Countersunk	47

Stelock

Steel/Steel - Dome	49
--------------------	----

Orlock

Steel/Steel - Protruding	51
Steel/Steel - Countersunk	52
Steel/Steel - Large & X-Large	53
Plywood - Steel/Steel - Protruding	54
Plywood - Steel/Steel - X-Large	55
Aluminum/Aluminum - Protruding	56
Aluminum/Aluminum - Countersunk	57
Aluminum/Aluminum - X-Large	58
Stainless Steel/Stainless Steel - Protruding	59
Stainless Steel/Stainless Steel - Countersunk	60
Stainless Steel/Stainless Steel - Large	61

Super Orlock

Steel/Steel - Protruding	62
Steel/Steel - Large & X-Large	63
Steel/Stainless Steel - Protruding	64

Cappuchon

Cappuchon	65
-----------	----

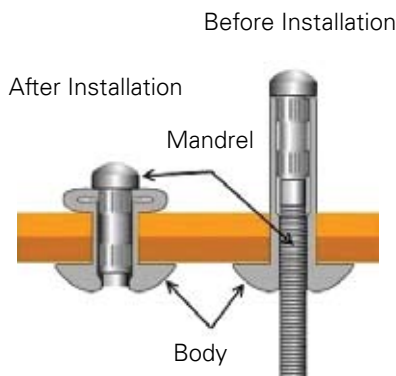
Version: January 2011

All You Need To Know To Choose The Best ORNIT Solution!

Q. What is a blind rivet?

Blind rivets are so called because they are designed to be installed from one side of the work area by a **single operator**. They provide solutions not only for truly blind situations where access to the rear of the rivet is impossible but also where work is of such size or shape as to make rear access at least inconvenient and would require a second operator. The rivet assembly consists of two parts: the rivet body, called an "eyelet," and the mandrel, or "nail". Gripped by the riveter's jaws, the mandrel is drawn into the body of the rivet, which is expanded and drawn into a tight clinch against the back side (blind side) of the joint material. When the assembly is tight enough, the mandrel breaks off at a predetermined tension and falls away. The result is a **strong, vibration resistant** fastening.

At Ornit we manufacture both non-structural and structural rivets. Structural rivets, such as Orlock, Ornilock, Or-Bolt and Super-Bulb are ideal for heavy duty structural applications due to their special locking systems, tougher mandrels and mandrel retention to enhance tensile strength.



Q. What are the main advantages of a blind rivet?

* **Improved product design** – because the rivets are installed from one side only, the need for access to both sides of work, reinforcements, tapping plates, etc. is eliminated. No more required space for tooling clearance, holding tools, and other "back side" fixtures.

* **Improved design strength** – the use of only a single, drilled or punched hole, filled effectively by an expandable, high shear strength rivet, offers a great increase in part design strength over screw/bolt with u-nut designs.

* **Quicker assembly** – blind rivets are faster than other joining methods. Automatic feeding can deliver and set as many as 50 rivets per minute. Automatic, multiple set systems are used in some areas to set as many as 20 rivets at a time.

* **Tooling** – the simplicity of riveting means, tooling can be designed to fit the application rather than making the design fit the tooling as most bolted and other types of joints require today. The installation tools may be manual (for field fixes), electric, air or hydraulic driven.



Manual tool



electric tool



hydraulic tool

* **Lower installed costs** – adding up the lower tool costs, maintenance costs, and labor saving, rivets are shown to be cheaper "in place" attachments.

* **Lower inventory costs** – because rivets have wide grip ranges and are single item attachment parts, inventory cost savings are significant.

* **Better Quality joints** – since the rivet tool can't slip off the fastener as screw and bolt drivers can, there are no scratches and mars on the visible surfaces when riveting. Finally, the rivets are set, not torqued, so loosening from under-torturing and stripping are nonexistent.

Q. How to select the right rivets?

There are four basic factors to be considered in selecting the right rivet for a particular application:

1. Strength – Determine the shear and tensile strengths required for the application and then select a rivet that meets those requirements. Rivet strengths are a combination of rivet style (structural self-plugging rivets are much stronger than non-structural hollow or break mandrel rivets).

2. Rivet material – ORNIT blind rivets fall into the following groups:

* **Steel Blind Rivets** – Carbon steel is a durable metal alloy, forming powerful but light-weight fasteners and together with the clear passivation (CR VI Free) finish, are also weather and water resistant.

* **Stainless Steel Blind Rivets** – a corrosive resistant material, with a pleasing aesthetic appearance and when considering long term value, often is the less expensive material option. It's excellent anti-corrosive properties means that this type of material is ideal for highly corrosive environments.

* **Aluminium Alloy Blind Rivets** – Aluminium is a light-weight, cost effective material with an excellent weight to strength ratio.

3. Rivets Coating –

* **Steel Blind Rivets** are zinc electroplated. Passivation types:

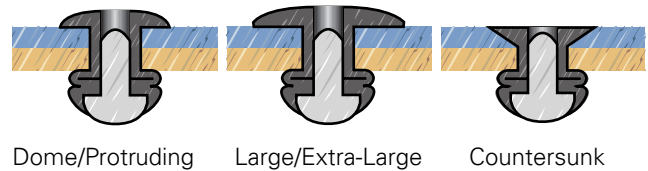
1. Clear: standard coating.
2. Black: interior and decorative uses.
3. Cathaphoretic Finish: black superior finish used in the automotive industry.

The clear and Cathaphoretic finishes are Cr+6-free. The black passivation is Cr-free.

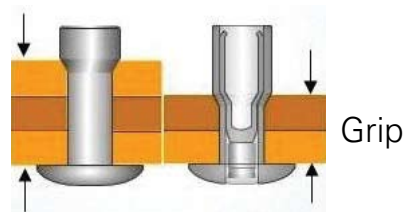
* **Aluminium Alloy Blind Rivets** may be plain or painted. Paint coatings contain: epoxy resins, urea resins and pigments heavy-metals-free.

Our finishes are from the RAL spectrum. All of ORNIT finishes meet RoHS specifications.

4. Rivet head style – Ornit rivets are available as standard in the four head styles. The regular Dome/Protruding [D/P] head is used for most industrial applications. The Large [L] and Extra-large [X] heads are used for soft or brittle top sheets that require a wide bearing surface. The Countersunk [K] heads provide a completely flush surface on the finished assembly.

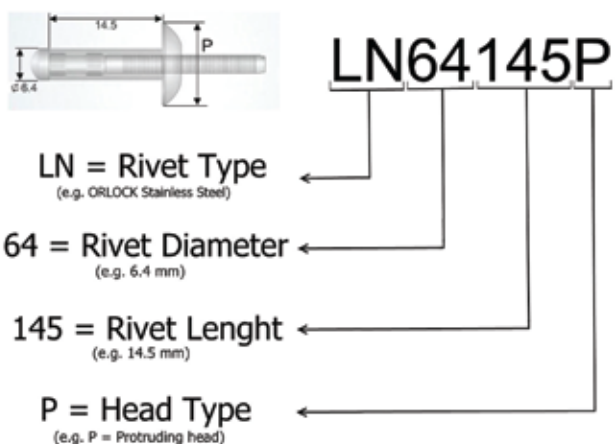


5. Rivet size – The majority of Ornit's rivets are available the following diameters: 3.2, 4.0, 4.8, 6.4 mm. Ornit's structural rivets are also available in 7.8 mm diameter. To assure proper performance the selected rivet should be placed in the recommended hole size listed for the appropriate rivet diameter. The total thickness of the material to be joined is called the rivet's "grip". The grip range capabilities of each of Ornit rivet is provided in this catalog. Good design practice dictates that a rivet should not be used in material thicknesses which fall outside its grip range.

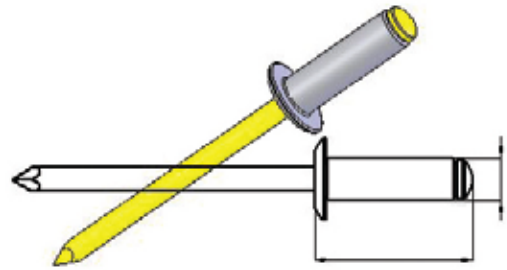


Q. How to identify Ornit Product by using catalog product code?

A. For example:



Open end




Standard blind rivet with an open end stem.

Key features include:


Features	Benefits
Available in a wide range of: Diameters (2.9mm-4.8mm), Head types (D, L, X, K) and Materials (Steel, Aluminium Alloy)	Suitable for a variety of applications.
Paint finishes (special order)	Complements adjacent, joint material colour.

Assembly Applications:



Window motion mechanism

Plastic and aluminum Shutter



Aluminium gate

Open end

Dome Head

Before Installation

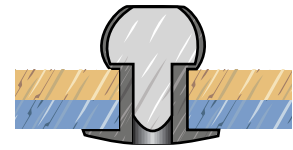
After Installation

Body Material: Aluminium Alloy (2.5 Mg)

Body Finish: Bright finish surface

Mandrel Material: Low Carbon Steel SAE 1010-1018

Mandrel Finish: Zinc Plated Cr VI free



Dimensions - Nominal

ART.No	mm / inch	mm / inch	mm / inch	mm / inch	ART.No	mm	inch	MIN MAX		mm	inch	mm	inch
								mm	inch				
2.9 0.114"	3.1 .122	0.9 .035	6.3 .248	1.81 .071	A29045D	4.5	.177	0.3	.012	1.5	.059	10,000	
					A29060D	6.0	.236	0.5	.020	3.0	.118	10,000	
					A29080D	8.0	.315	3.0	.118	5.0	.197	10,000	
					A29100D	10.0	.394	5.0	.197	7.0	.276	10,000	
					A29120D	12.0	.472	7.0	.276	9.0	.354	10,000	
					A29140D	14.0	.551	9.0	.354	11.0	.433	9,000	
					A29160D	16.0	.630	11.0	.433	13.0	.512	9,000	
3.2 1/8"	3.3 .130	0.9 .035	6.3 .248	1.81 .071	A32060D	6.0	.236	0.5	.020	2.5	.098	10,000	
					A32080D	8.0	.315	2.5	.098	4.5	.177	10,000	
					A32100D	10.0	.394	4.5	.177	6.5	.256	10,000	
					A32120D	12.0	.472	6.5	.256	8.5	.335	10,000	
					A32140D	14.0	.551	8.5	.335	10.5	.413	8,000	
					A32160D	16.0	.630	10.5	.413	12.5	.492	8,000	
					A32180D	18.0	.709	12.5	.492	14.5	.571	6,000	
					A32200D	20.0	.787	14.5	.571	16.5	.650	6,000	
3.8 0.150"	3.8 .151	1.15 .045	7.8 .307	2.31 .091	A380120D	12.0	.472	5.5	.217	7.5	.295	5,000	
					A380140D	14.0	.551	7.5	.295	9.5	.374	5,000	
					A380160D	16.0	.630	9.5	.374	11.5	.453	5,000	
					A380180D	18.0	.709	11.5	.453	13.5	.531	4,000	
					A380200D	20.0	.787	13.5	.531	15.5	.610	4,000	
					A380220D	22.0	.866	15.5	.610	17.5	.689	3,000	
					A380250D	25.0	.984	17.5	.689	20.5	.807	3,000	
					A380270D	27.0	1.063	20.5	.807	22.5	.890	2,000	
					A380300D	30.0	1.181	22.5	.886	25.5	1.00	2,000	
					A380350D	35.0	1.378	25.5	1.004	30.5	1.20	2,000	
A380400D	40.0	1.575	30.5	1.201	35.5	1.40	2,000						

Forces - Nominal

ART.No		
	kg / Lbs.	kg / Lbs.
A29045D - A29160D	70 / 154	85 / 187
A32060D - A32220D	75 / 165	100 / 220
A38012D - A38040D	90 / 198	140 / 308

Open end

Dome Head.....

Before Installation

After Installation

Body Material: Aluminium Alloy (2.5 Mg)

Body Finish: Bright finish surface

Mandrel Material: Low Carbon Steel SAE 1010-1018



Mandrel Finish: Zinc Plated Cr VI free



Dimensions - Nominal

ART.No	mm / inch	mm / inch	mm / inch	mm / inch	ART.No	MIN MAX		MIN	MAX	MIN	MAX	MIN	MAX
						mm	inch						
4.0 5/32"	4.1 .161	1.15 .045	78 .307	2.31 .091	A40060D	6.0	.236	1.0	.039	1.5	.059	8,000	
					A40080D	8.0	.315	1.5	.059	3.5	.138	7,000	
					A40100D	10.0	.394	3.5	.138	5.5	.217	7,000	
					A40120D	12.0	.472	5.5	.217	7.5	.295	6,000	
					A40140D	14.0	.551	7.5	.295	9.5	.374	6,000	
					A40160D	16.0	.630	9.5	.374	11.5	.453	4,000	
					A40180D	18.0	.709	11.5	.453	13.5	.531	5,000	
					A40200D	20.0	.787	13.5	.531	15.5	.610	5,000	
					A40220D	22.0	.866	15.5	.610	17.5	.689	4,000	
					A40250D	25.0	.984	17.5	.689	20.5	.807	4,000	
A40300D	30.0	1.181	20.5	.807	25.5	1.000	3,000						
4.8 3/16"	4.9 .193	1.30 .051	9.3 .366	2.61 .103	A48080D	8.0	.315	1.0	.039	3.0	.118	5,000	
					A48100D	10.0	.394	3.0	.118	5.0	.197	5,000	
					A48120D	12.0	.472	5.0	.197	7.0	.276	5,000	
					A48140D	14.0	.551	7.0	.276	9.0	.354	4,000	
					A48160D	16.0	.630	9.0	.354	11.0	.433	4,000	
					A48180D	18.0	.709	11.0	.433	13.0	.512	4,000	
					A48200D	20.0	.787	13.0	.512	15.0	.591	3,000	
					A48220D	22.0	.866	15.0	.591	17.0	.669	3,000	
					A48250D	25.0	.984	17.0	.669	20.0	.787	3,000	
					A48300D	30.0	1.181	20.0	.787	25.0	.984	2,500	
A48330D	33.0	1.299	25.0	.984	28.0	1.102	2,000						
A48350D	35.0	1.378	28.0	1.102	30.0	1.181	2,000						
A48400D	40.0	1.575	30.0	1.181	35.0	1.378	2,000						

Forces - Nominal

ART.No		
	kg / Lbs.	kg / Lbs.
A40060D - A40300D	100 / 220	160 / 352
A48080D - A48400D	150 / 330	220 / 484

Open end

120° Contersunk Head.....

Body Material: Aluminium Alloy (2.5 Mg)

Body Finish: Bright finish surface

Mandrel Material: Low Carbon Steel SAE 1018

Mandrel Finish: Zinc Plated Cr VI free

Before Installation

After Installation



Dimensions - Nominal

ART.No	MIN		MAX		ART.No	MIN		MAX		ART.No		
	mm	inch	mm	inch		mm	inch	mm	inch			
3.2 1/8"	3.3	.130	0.9	.035	A32080K	8.0	.315	2.5	.098	4.5	.177	10,000
	5.7	.224	1.81	.071	A32100K	10.0	.394	4.5	.177	6.5	.256	10,000
	12.0	.472	6.5	.256	A32120K	12.0	.472	6.5	.256	8.5	.335	10,000
4.0 5/32"	4.1	.161	1.10	.043	A40080K	8.0	.315	1.5	.059	3.5	.138	7,000
	7.2	.283	2.31	.091	A40100K	10.0	.394	3.5	.138	5.5	.217	7,000
	12.0	.472	5.5	.217	A40120K	12.0	.472	5.5	.217	7.5	.295	6,000
	14.0	.551	7.5	.295	A40140K	14.0	.551	7.5	.295	9.5	.374	6,000
	16.0	.630	9.5	.374	A40160K	16.0	.630	9.5	.374	11.5	.453	4,000
4.8 3/16"	4.9	.193	1.30	.051	A48120K	12.0	.472	5.0	.197	7.0	.276	4,000
	8.7	.343	2.61	.103	A48140K	14.0	.551	7.0	.276	9.0	.354	4,000
	16.0	.630	9.0	.354	A48160K	16.0	.630	9.0	.354	11.0	.433	4,000
	18.0	.709	11.0	.433	A48180K	18.0	.709	11.0	.433	13.0	.512	4,000
	20.0	.787	13.0	.512	A48200K	20.0	.787	13.0	.512	15.0	.591	3,000
	25.0	.984	17.0	.669	A48250K	25.0	.984	17.0	.669	20.0	.787	3,000
30.0	1.181	20.0	.787	A48300K	30.0	1.181	20.0	.787	25.0	.984	2,500	

Forces - Nominal

ART.No		
	kg / Lbs.	kg / Lbs.
A32080K - A32120K	75 / 165	100 / 220
A40080K - A40160K	100 / 220	160 / 352
A48120K - A48300K	150 / 330	220 / 484

Open end

Large Head

Body Material: Aluminium Alloy (2.5 Mg)

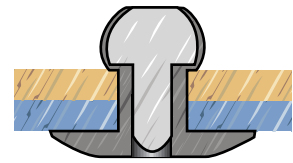
Body Finish: Bright finish surface

Mandrel Material: Low Carbon Steel SAE 1010-1018









Mandrel Finish: Zinc Plated Cr VI free

Before Installation



After Installation



Dimensions - Nominal

					ART.No							
							mm	inch	mm	inch		mm
3.2 1/8"	3.3 .130	1.2 .047	9.5 .374	1.81 .071	A32080L	8.0	.315	2.5	.098	4.5	.177	8,000
					A32100L	10.0	.394	4.5	.177	6.5	.256	8,000
					A32120L	12.0	.472	6.5	.256	8.5	.335	8,000
					A32140L	14.0	.551	8.5	.335	10.5	.413	8,000
					A32160L	16.0	.630	10.5	.413	12.5	.492	7,000
4.0 5/32"	4.1 .161	1.5 .059	12.0 .472	2.31 .091	A40080L	8.0	.315	1.5	.059	3.5	.138	5,000
					A40100L	10.0	.394	3.5	.138	5.5	.217	5,000
					A40120L	12.0	.472	5.5	.217	7.5	.295	4,000
					A40140L	14.0	.551	7.5	.295	9.5	.374	4,000
					A40160L	16.0	.630	9.5	.374	11.5	.453	4,000
					A40180L	18.0	.709	11.5	.453	13.5	.531	3,000
					A40200L	20.0	.787	13.5	.531	15.5	.610	3,000
A40220L	22.0	.866	15.5	.610	17.5	.689	3,000					
4.8 3/16"	4.9 .193	1.70 .067	14.0 .551	2.61 .103	A48100L	10.0	.394	3.0	.118	5.0	.197	3,000
					A48120L	12.0	.472	5.0	.197	7.0	.276	3,000
					A48140L	14.0	.551	7.0	.276	9.0	.354	3,000
					A48160L	16.0	.630	9.0	.354	11.0	.433	3,000
					A48180L	18.0	.709	11.0	.433	13.0	.512	2,500
					A48200L	20.0	.787	13.0	.512	15.0	.591	2,500
					A48220L	22.0	.866	15.0	.591	17.0	.669	2,500
					A48250L	25.0	.984	17.0	.669	20.0	.787	2,000
					A48300L	30.0	1.181	20.0	.787	25.0	.984	2,000
					A48330L	33.0	1.299	25.0	.984	28.0	1.102	1,500
					A48350L	35.0	1.378	28.0	1.102	30.0	1.181	1,500
A48370L	37.0	1.457	30.0	1.181	32.0	1.260	1,500					
A48400L	40.0	1.575	32.0	1.260	35.0	1.378	1,500					

Forces - Nominal

ART.No		
	kg / Lbs.	kg / Lbs.
A32080L - A32160L	75 / 165	100 / 220
A40080L - A40220L	100 / 220	160 / 352
A48100L - A48400L	150 / 330	220 / 484

Open end

Extra-Large Head

Body Material: Aluminium Alloy (2.5 Mg)

Body Finish: Bright finish surface

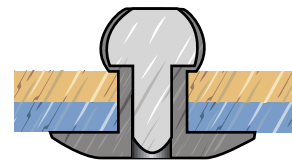
Mandrel Material: Low Carbon Steel SAE 1010-1018

Mandrel Finish: Zinc Plated Cr VI free

Before Installation



After Installation



Dimensions - Nominal

					ART.No							
							mm	inch	mm	inch		mm
4.8 3/16"	4.9 .193	1.80 .071	15.8 .622	2.61 .103	A48100X	10.0	.394	3.0	.118	5.0	.197	3,000
					A48120X	12.0	.472	5.0	.197	7.0	.276	3,000
					A48140X	14.0	.551	7.0	.276	9.0	.354	3,000
					A48160X	16.0	.630	9.0	.354	11.0	.433	2,500
					A48180X	18.0	.709	11.0	.433	13.0	.512	2,000
					A48200X	20.0	.787	13.0	.512	15.0	.591	2,000
					A48220X	22.0	.866	15.0	.591	17.0	.669	2,000
					A48240X	24.0	.945	17.0	.630	19.0	.748	2,000
					A48250X	25.0	.984	18.0	.669	20.0	.787	2,000
					A48270X	27.0	1.063	20.0	.787	22.0	.866	2,000
					A48300X	30.0	1.181	22.0	.866	25.0	.984	2,000
					A48330X	33.0	1.299	25.0	.984	28.0	1.102	2,000
					A48350X	35.0	1.378	28.0	1.102	30.0	1.181	1,500
					A48370X	37.0	1.457	30.0	1.181	32.0	1.260	1,500
A48400X	40.0	1.575	32.0	1.260	35.0	1.378	1,500					

Forces - Nominal

ART.No		
	kg / Lbs.	kg / Lbs.
A48100X - A48400X	150 / 330	220 / 484

Open end

Dome Head

Body Material: Low Carbon Steel, SAE 1006

Mandrel Finish: Zinc Plated Cr VI free

Mandrel Material: Carbon Steel SAE 1035

Mandrel Finish: Zinc Plated Cr VI free

Before Installation



After Installation



Dimensions - Nominal

ART.No	mm / inch		mm / inch		mm / inch		mm / inch		MIN MAX		Box Qty
	mm	inch	mm	inch	mm	inch	mm	inch	mm	inch	
3.2 1/8"	3.3 .130		0.9 .035		6.3 .248		2.01 .079				
4.0 5/32"	4.1 .161		1.15 .045		7.8 .307		2.31 .091				
4.8 3/16"	4.9 .193		1.30 .051		9.3 .366		2.91 .115				

Forces - Nominal

ART.No	kg / Lbs.	kg / Lbs.
S32060D - S32160D	130 / 286	175 / 386
S40080D - S40180D	190 / 418	280 / 616
S48080D - S48220D	290 / 638	400 / 880

Body Material:

Aluminium Alloy (3.5/5.0 Mg) to AA 5056/5154

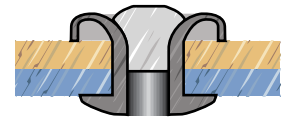
Body Finish: Bright finish surface

Mandrel Material: Low Carbon Steel SAE 1006-1022









Mandrel Finish: Zinc Plated Cr VI free

Before Installation



After Installation



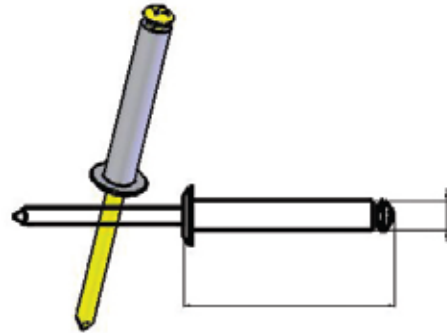
Dimensions - Nominal

					ART.No							
							mm	inch		mm	inch	mm
4.0 5/32"	4.3 .169	1.15 .045	7.8 .307	2.31 .091	P40100D	10.0	.394	2.0	.079	4.0	.157	7,000
					P40120D	12.0	.472	3.0	.118	6.0	.236	6,000
					P40140D	14.0	.551	4.0	.157	8.0	.315	6,000
					P40160D	16.0	.630	6.0	.236	10.0	.394	5,000
4.8 3/16"	5.1 .201	1.3 .051	9.3 .366	2.61 .103	P48120D	12.0	.472	2.0	.079	5.0	.197	4,000
					P48140D	14.0	.551	3.0	.118	7.0	.276	4,000
					P48160D	16.0	.630	5.0	.197	9.0	.354	4,000
					P48180D	18.0	.709	7.0	.276	11.0	.433	4,000
					P48200D	20.0	.787	9.0	.354	13.0	.512	3,000
					P48250D	25.0	.984	12.0	.472	18.0	.709	3,000
					P48300D	30.0	1.181	16.0	.630	23.0	.906	3,000
					P48350D	35.0	1.378	21.0	.827	28.0	1.102	2,000
P48400D	40.0	1.575	26.0	1.024	33.0	1.299	2,000					

Forces - Nominal

ART.No		
	kg / Lbs.	kg / Lbs.
P40100D - P40160D	150 / 330	185 / 407
P48120D - P48400D	200 / 440	200 / 440

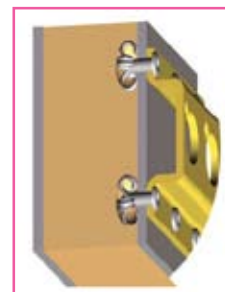
Superior Peel rivet with locked mandrel.



Key features include:

Features	Benefits
Peel tail.	Provides large blind side bearing area. Resistant to pull out loads in soft materials
Extensive grip range.	Ideal for a wide variety of applications.
Ideal for creating a secure joint in soft materials.	Vibration resistant and enhanced shear values.
Grip of 100mm and higher.	Suitable for internal and external application of isolated panels.

Assembly Applications:



Cooling truck boxes



"The longest blind rivet in the world" (up to 10")



Best for roofing



Cast walls

Body Material:

Aluminium Alloy (3.0/5.0 Mg) to AA 5056/5154

Body Finish: Bright finish surface

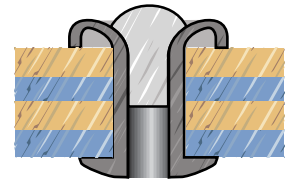
Mandrel Material: Low Carbon Steel SAE 1006-1022

Mandrel Finish: Zinc Plated Cr VI free

Before Installation



After Installation



Dimensions - Nominal

					ART.No							
							MIN	MAX	MIN	MAX		
	mm / inch	mm / inch	mm / inch	mm / inch		mm	inch	mm	inch	mm	inch	
6.4 1/4"	6.8-70 .267-.275	1.8 .071	12.0 .472	3.6 .142	T63038D	38.0	1.5	18.0	0.708	23.0	0.905	1,000
					T63051D	51.0	2.0	18.0	0.708	32.0	1.259	1,000
					T63064D	64.0	2.5	29.0	1.141	46.0	1.811	1,000
					T63076D	76.0	3.0	41.0	1.614	58.0	2.283	500
					T63088D	88.0	3.5	53.0	2.086	70.0	2.755	500
					T63102D	102.0	4.0	66.0	2.598	83.0	3.267	500
					T63127D	127.0	5.0	91.0	3.582	108.0	4.252	500
					T63152D	152.0	6.0	116.0	4.566	133.0	5.236	500
					T63178D	178.0	7.0	142.0	5.590	159.0	6.259	250
					T63203D	203.0	8.0	167.0	6.574	184.0	7.244	250
					T63228D	228.0	9.0	193.0	7.598	213.0	8.385	250
T63253D	253.0	10.0	218.0	8.582	235.0	9.252	250					
6.4 1/4"	6.8-70 .267-.275	1.8 .071	12.0 .472	3.6 .142	R63025D	25.0	1.0	6.0	.354	10.0	.394	1,000
					R63030D	30.0	1.2	6.0	.354	15.0	.591	1,000
					R63038D	38.0	1.5	9.0	.354	23.0	.906	1,000
					R63050D	50.0	1.0	15.0	.591	35.0	1.378	1,000
					R63076D	76.0	3.0	35.0	1.378	60.0	2.362	500
					R63101D	101.0	4.0	60.0	2.362	85.0	3.346	500

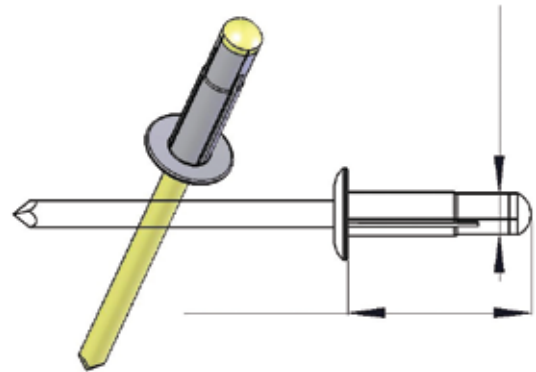
Forces - Nominal

ART.No		
	kg / Lbs.	kg / Lbs.
T63038D - T63253D	250 / 550	320 / 704
R63025D - R63102D	250 / 550	320 / 704

Or-Bulb




Aluminium alloy fastener with split tail, forming a large blind side area.



Key features include:

Features	Benefits
Large blind side bearing area.	Spreads clamp load over a large area. Ideal for thin, brittle and soft sheet materials.
Good multi-grip performance.	Simplifies stock control. Reduces operator error. Accommodates a wide variety of material thicknesses.
Positively retained stem.	Secure, vibration resistant joint.
Wide choice of purposed designed installation tools.	Maximum production flexibility.

Assembly Applications:



Truck box door holding



Train and bus seats



Fiberglass applications



Car dashboard



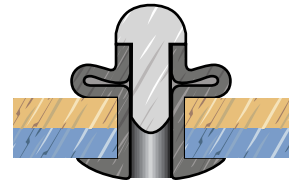
Body Material: Aluminium Alloy (2.0/2.5 Mg.) to AA 5052
Body Finish: Bright finish surface

Mandrel Material:
 Aluminium Alloy (2.0/2.5 Mg.) to AA 5052
Mandrel Finish: Natural









Before Installation





After Installation



Dimensions - Nominal

					ART.No							
							mm	inch	mm	inch		mm
4.0 5/32"	4.2-4.5	1.4	8.0	2.3	BB40136D	13.6	.537	1.0	.039	3.0	.118	6,000
	.165-.177	.055	.315	.091	BB40188D	18.8	.743	1.0	.039	7.0	.276	4,000
					BB40248D	24.8	.979	4.0	.157	10.0	.395	4,000
4.8 3/16"	5.0-5.3	1.8	9.8	2.9	BB48153D	15.3	.604	1.0	.039	4.0	.158	3,000
					BB48175D	17.5	.691	1.0	.039	6.3	.249	3,000
					BB48205D	20.5	.809	1.0	.039	9.0	.356	2,500
					BB48240D	24.0	.948	4.0	.157	12.0	.474	2,500
					BB48280D	28.0	1.102	8.0	.315	16.0	.630	2,500
BB48310D	31.0	1.220	11.0	.433	19.0	.748	2,000					

Forces - Nominal

ART.No		
	kg / Lbs.	kg / Lbs.
BB40136D - BB40248D	61 / 134.2	102 / 225
BB48153D - BB48310D	92 / 203	122 / 269

Or-Bulb

Large/X Heads

Body Material: Aluminium Alloy (2.0/2.5 Mg.) to AA 5052

Body Finish: Bright finish surface

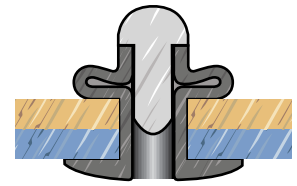
Mandrel Material:

Aluminium Alloy (2.0/2.5 Mg.) to AA 5052








Mandrel Finish: Natural

Before Installation



After Installation



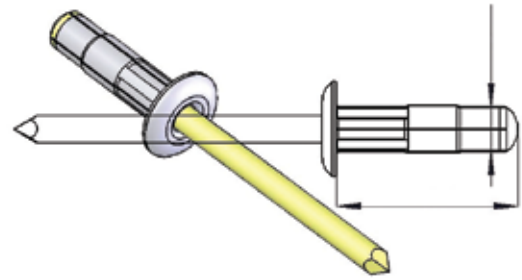
Dimensions - Nominal

					ART.No		MIN MAX					
							mm	inch		mm	inch	mm
4.8 3/16"	5.0-5.3	2.0	14.0	2.9	BB48153L	15.3	.602	1.0	.039	4.0	.157	3,000
	.196-.208	.079	.551	.114	BB48175L	17.5	.689	1.0	.039	6.3	.248	2,500
					BB48205L	20.5	.807	1.0	.039	9.0	.354	2,500
					BB48240L	24.0	.945	4.0	.157	12.0	.472	1,500
4.8 3/16"	5.0-5.3	2.0	15.9	2.9	BB48153X	15.3	.602	1.0	.157	4.0	.157	2,000
	.196-.208	.079	.624	.114	BB48205X	20.5	.807	1.0	.039	9.0	.354	2,000
					BB48240X	24.5	.945	4.0	.039	12.0	.472	1,500

Forces - Nominal

ART.No		
	kg / Lbs.	kg / Lbs.
BB48153L - BB48240L	92 / 203	122 / 269
BB48153X - BB48153X	92 / 203	122 / 269

Highly versatile, multi-grip fastener with a long, reliable track record.



Key features include:

Features	Benefits
Excellent multi-grip performance.	Simplifies stock control. Reduces operator error. Accommodates a wide variety of material thicknesses.
Excellent hole fill capabilities.	Ideal for oversized, irregular or misaligned holes. Creates a consistently high strength, vibration resistant joint.
Positively retained stem.	Secure, vibration resistant joint.
Available in a wide range of: Diameters (3.2mm-6.4mm), Head types (S, D, L, X, K) and Materials (Steel, Aluminium Alloy, Stainless Steel)	Suitable for a variety of applications.
Paint finishes (special order)	Complements adjacent, joint material colour.

Assembly Applications:



Bus wooden roof assembly



Ladders



Pickup truck box knob



Automotive tier 1 products

Body Material: Aluminium Alloy (2.0/2.5 Mg.)

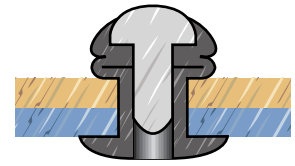
Body Finish: Bright finish surface

Mandrel Material: Low Carbon Steel









Mandrel Finish: Zinc Plated Cr VI free

Before Installation



After Installation



Dimensions - Nominal

					ART.No							
							MIN	MAX				
	mm / inch	mm / inch	mm / inch	mm / inch		mm	inch	mm	inch	mm	inch	
3.2 1/8"	3.3 .130	0.95 .037	6.4 .252	1.81 .071	U32068D	6.8	.268	0.8	.031	3.4	.134	10,000
					U32080D	8.0	.315	0.8	.031	4.8	.189	10,000
					U32095D	9.5	.374	1.2	.047	6.4	.252	10,000
					U32111D	11.1	.437	4.0	.157	7.9	.311	10,000
					U32127D	12.7	.500	5.5	.217	9.5	.374	10,000
4.0 5/32"	4.1 .161	1.2 .047	7.9 .311	2.11 or 2.25 .083 or .088	U40068D	6.8	.268	0.5	.020	3.2	.126	8,000
					U40095D	9.5	.374	1.2	.047	6.4	.252	7,000
					U40111D	11.1	.437	3.2	.126	7.9	.311	7,000
					U40127D	12.7	.500	4.0	.157	9.5	.374	6,500
					U40169D	16.9	.665	6.4	.252	12.7	.500	5,000
4.8 3/16"	4.9 .193	1.45 .057	9.8 .386	2.8 .110	U48103D	10.3	.406	1.6	.063	6.4	.252	5,000
					U48121D	12.1	.476	2.0	.079	8.0	.315	5,000
					U48151D	15.1	.594	4.8	.189	11.1	.437	4,000
					U48169D	16.9	.665	6.4	.252	12.7	.500	4,000
					U48195D	19.5	.768	9.0	.354	15.0	.591	3,000
					U48248D	24.8	.976	12.7	.500	19.8	.780	3,000
					U48270D	27.0	1.063	15.0	.591	21.0	.827	2,500
6.4 1/4"	6.6 / .259	1.90 / .075	12.8 / .504	3.55 / .140	U64153D	15.3	.602	2.0	.079	8.9	.350	2,000

Forces - Nominal

ART.No		
	kg / Lbs.	kg / Lbs.
U32068D - U32127D	75 / 165	104 / 230
U40068D - U40169D	116 / 255.2	170 / 375
U48103D - U48248D	159 / 350	240 / 530
U64153D	316 / 696	416 / 915

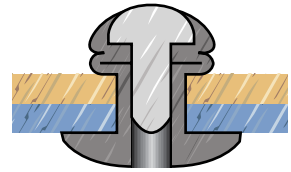
Body Material: Aluminium Alloy (2.0/2.5 Mg.)
Body Finish: Bright finish surface

Mandrel Material: Low Carbon Steel
Mandrel Finish: Zinc Plated Cr VI free








Before Installation





After Installation



Dimensions - Nominal

					ART.No		MIN MAX		
							mm	inch	
4.8 3/16"	4.9 .193	2.4 .094	12.0 .472	2.8 .110	U48103B	10.3 .406	1.6 .063	6.4 .252	5,000
					U48151B	15.1 .594	4.8 .189	11.1 .437	4,000

Forces - Nominal

ART.No		
	kg / Lbs.	kg / Lbs.
U48103B - U48151B	159 / 350	240 / 528

Body Material: Aluminium Alloy (2.0/2.5 Mg.)

Body Finish: Bright finish surface

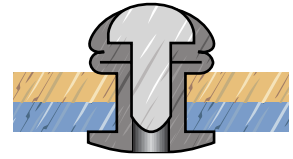
Mandrel Material: Low Carbon Steel

Mandrel Finish: Zinc Plated Cr VI free










Before Installation





After Installation



Dimensions - Nominal

					ART.No							
							MIN	MAX	MIN	MAX		
	mm / inch	mm / inch	mm / inch	mm / inch		mm	inch	mm	inch	mm	inch	
3.2 1/8"	3.3 .130	1.0 .039	5.2 .213	1.81 .071	U32080S	8.0	.315	0.8	.031	4.8	.189	10,000
					U32095S	9.5	.374	1.2	.047	6.4	.252	10,000
					U32111S	11.1	.437	4.0	.157	7.9	.311	10,000
					U32127S	12.7	.500	5.5	.217	9.5	.374	10,000
4.0 5/32"	4.1 .161	1.35 .053	6.2 .244	2.11 or 2.25 .083 or .088	U40095S	9.5	.374	1.2	.047	6.4	.252	8,000
					U40111S	11.1	.437	3.2	.126	7.9	.311	6,000
					U40127S	12.7	.500	4.0	.157	9.5	.374	6,000
					U40151S	15.1	.594	6.4	.252	11.1	.437	5,000
					U40169S	16.9	.665	6.4	.252	12.7	.500	5,000
4.8 3/16"	4.9 .193	1.65 .065	8.6 .339	2.8 .110	U48103S	10.3	.406	1.6	.063	6.4	.252	5,000
					U48151S	15.1	.594	4.8	.189	11.1	.437	4,000
					U48169S	16.9	.665	6.4	.252	12.7	.500	4,000
					U48248S	24.8	.976	12.7	.500	19.8	.700	4,000

Forces - Nominal

ART.No		
	kg / Lbs.	kg / Lbs.
U32080S - U32127S	75 / 165	104 / 230
U40095S - U40169S	116 / 255.2	170 / 374
U48103S - U48248S	159 / 350	240 / 530

Before Installation

After Installation

Body Material: Aluminium Alloy (2.0/2.5 Mg.)






Body Finish: Bright finish surface

Mandrel Material: Low Carbon Steel



Mandrel Finish: Zinc Plated Cr VI free



Dimensions - Nominal

 	mm / inch		mm / inch		ART.No								
	mm	inch	mm	inch		mm	inch	mm	inch	mm	inch		
3.2 1/8"	3.3	.130	0.85	.033	5.35	.211	1.81	.071					
					U32097K	9.7	.382	2.4	.094	6.4	.252	10,000	
					U32111K	11.1	.437	4.0	.157	7.9	.311	10,000	
				U32127K	12.7	.500	4.0	.157	9.5	.374	10,000		
4.0 5/32"	4.1	.161	0.9	.035	6.3	.248	2.25	.088					
					U40097K	9.7	.382	1.2	.047	6.4	.252	7,000	
					U40113K	11.3	.445	2.8	.110	7.9	.311	8,000	
				U40127K	12.7	.500	4.3	.169	9.5	.374	6,000		
4.8 3/16"	4.9	.193	1.45	.057	8.7	.343	2.8	.110					
					U48121K	12.1	.476	3.2	.126	7.9	.311	5,000	
				U48169K	16.9	.665	6.4	.252	12.7	.500	4,000		

Forces - Nominal

ART.No	 kg / Lbs.	 kg / Lbs.
U32097K - U32127K	70 / 154	93 / 205
U40097K - U40127K	102 / 225	136 / 300
U48121K - U48169K	159 / 350	240 / 530

Body Material: Aluminium Alloy (2.0/2.5 Mg.)

Body Finish: Bright finish surface

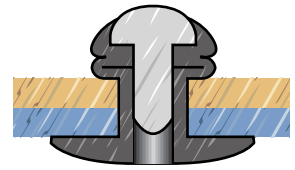
Mandrel Material: Low Carbon Steel

Mandrel Finish: Zinc Plated Cr VI free









Before Installation





After Installation



Dimensions - Nominal

					ART.No							
							mm	inch	mm	inch		mm
3.2 1/8"	mm / inch	mm / inch	mm / inch	mm / inch								
	3.3	1.0	8.25	1.81	U32080L	8.0	.315	0.8	.031	4.8	.189	8,000
	.130	.039	.325	.071	U32095L	9.5	.374	1.2	.047	6.4	.252	8,000
					U32111L	11.1	.437	4.0	.157	7.9	.311	7,000
					U32127L	12.7	.500	5.5	.217	9.5	.374	7,000
4.0 5/32"	4.1	1.30	9.5	2.25	U40095L	9.5	.374	1.2	.047	6.4	.252	5,000
	.161	.051	.374	.088	U40111L	11.1	.437	3.2	.126	7.9	.311	5,000
					U40127L	12.7	.500	4.0	.157	9.5	.374	4,000
					U40151L	15.1	.594	6.4	.252	11.1	.437	4,000
					U40169L	16.9	.665	6.4	.252	12.7	.500	4,000

Forces - Nominal

ART.No		
	kg / Lbs.	kg / Lbs.
U32080L - U32127L	75 / 165	104 / 228
U40095L - U40169L	116 / 255	170 / 375

Body Material: Aluminium Alloy (2.0/2.5 Mg.)

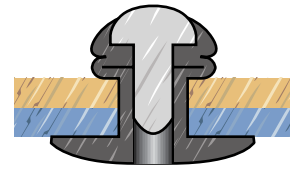
Body Finish: Bright finish surface

Mandrel Material: Low Carbon Steel









Mandrel Finish: Zinc Plated Cr VI free

Before Installation



After Installation



Dimensions - Nominal

					ART.No							
							mm	inch	mm	inch		mm
3.2 1/8"	3.3	1.2	9.5	1.81	U32080X	8.0	.315	0.8	.031	4.8	.189	8,000
	.130	.047	.374	.071	U32095X	9.5	.374	1.2	.047	6.4	.252	8,000
					U32111X	11.1	.437	4.0	.157	7.9	.311	7,000
4.0 5/32"	4.1	1.5	12.0	2.25	U40111X	11.1	.437	3.2	.126	7.9	.311	5,000
	.161	.059	.472	.088	U40127X	12.7	.500	4.0	.157	9.5	.374	4,000
					U40169X	16.9	.669	6.4	.252	12.7	.500	4,000
4.8 3/16"	4.9	1.75	15.85	2.8	U48103X	10.3	.406	1.6	.063	6.4	.252	3,000
	.193	.069	.624	.110	U48151X	15.1	.594	4.8	.189	11.1	.437	3,000
					U48169X	16.9	.665	6.4	.252	12.7	.500	2,500
					U48248X	24.8	.976	12.7	.500	19.8	.780	2,000

Forces - Nominal

ART.No		
	kg / Lbs.	kg / Lbs.
U32080X - U32111X	75 / 165	104 / 230
U40111X - U40169X	116 / 255	170 / 375
U48103X - U48248X	159 / 350	240 / 530

U-Fix Stainless Steel

Dome Head

Body Material: Aluminium Alloy (2.0/2.5 Mg.)

Body Finish: Bright finish surface

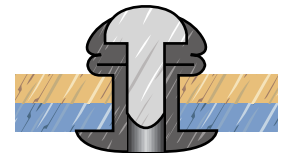
Mandrel Material: Stainless Steel Series 400

Mandrel Finish: Natural









Before Installation





After Installation



Dimensions - Nominal

					ART.No							
							mm	inch		mm	inch	mm
3.2 1/8"	mm / inch	mm / inch	mm / inch	mm / inch		mm	inch	mm	inch			
	3.3	0.95	6.4	1.81	UN32068D	6.8	.268	0.8	.031	3.4	.134	10,000
	.130	.037	.252	.071	UN32080D	8.0	.315	0.8	.031	4.8	.189	10,000
					UN32095D	9.5	.374	1.2	.047	6.4	.252	10,000
					UN32111D	11.1	.437	4.0	.157	7.9	.311	10,000
				UN32127D	12.7	.500	5.5	.217	9.5	.374	10,000	
4.0 5/32"	4.1	1.20	7.9	2.11 or 2.25	UN40095D	9.5	.374	1.2	.047	6.4	.252	7,000
	.161	.047	.311	.083 or .088	UN40111D	11.1	.437	3.2	.126	7.9	.311	7,000
					UN40127D	12.7	.500	4.0	.157	9.5	.374	6,000
					UN40169D	16.9	.665	6.4	.252	12.7	.500	5,000
4.8 3/16"	4.9	1.45	9.8	2.8	UN48103D	10.3	.406	1.6	.063	6.4	.252	5,000
	.197	.057	.386	.110	UN48151D	15.1	.594	4.8	.189	11.1	.437	4,000
					UN48169D	16.9	.665	6.4	.252	12.7	.500	4,000
					UN48248D	24.8	.976	12.7	.500	19.8	.780	3,000

Forces - Nominal

ART.No		
	kg / Lbs.	kg / Lbs.
U32080L - U32127L	75 / 165	104 / 230
U40111L - U40169L	116 / 255	170 / 375
U32080L - U32127L	159 / 350	240 / 530

U-Fix Stainless Steel 120° Countersunk Head...

Body Material: Aluminium Alloy (2.0/2.5 Mg.)
Body Finish: Bright finish surface

Mandrel Material: Stainless Steel Series 400
Mandrel Finish: Natural

Before Installation

After Installation



Dimensions - Nominal

ART.No	mm / inch		mm / inch		mm / inch		mm / inch		MIN MAX		Box Qty					
	mm	inch	mm	inch	mm	inch	mm	inch	mm	inch						
3.2 1/8"	3.3	.130	0.85	.033	5.35	.211	1.81	.071	UN32097K	9.7	.382	2.4	.094	6.4	.252	10,000
									UN32111K	11.1	.437	4.0	.157	7.9	.311	10,000
4.0 5/32"	4.1	.161	0.9	0.35	6.3	.248	2.25	.089	UN40097K	9.7	.382	1.2	.047	6.4	.252	7,000
									UN40113K	11.3	.445	2.8	.110	7.9	.311	8,000
									UN40127K	12.7	.500	4.3	.169	9.5	.374	6,000
4.8 3/16"	4.9	.197	1.35	.053	8.8	.346	2.8	.110	UN48121K	12.1	.476	3.2	.126	7.9	.311	5,000
									UN48169K	16.9	.665	6.4	.252	12.7	.500	4,000

Forces - Nominal

ART.No	kg / Lbs.	kg / Lbs.
UN32097K - UN32111K	70 / 154	93 / 205
UN40097K - UN40127K	102 / 224	136 / 300
UN48121K - UN48169K	159 / 350	240 / 530

U-Fix Stainless Steel

X-Large Head

Body Material: Aluminium Alloy (2.0/2.5 Mg.)

Body Finish: Bright finish surface

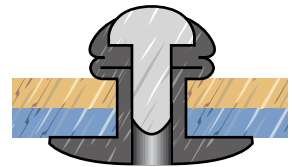
Mandrel Material: Stainless Steel Series 400

Mandrel Finish: Natural

Before Installation



After Installation



Dimensions - Nominal

Icon	mm / inch	mm / inch	mm / inch	mm / inch	ART.No	Icon		MIN MAX				Icon
						mm	inch	mm	inch	mm	inch	
3.2 1/8"	3.3	1.20	9.5	1.81	UN32080X	8.0	.315	0.8	.031	4.8	.189	8,000
	.130	.047	.374	.071	UN32095X	9.5	.374	1.2	.047	6.4	.252	8,000
					UN32111X	11.1	.437	4.0	.157	7.9	.311	7,000
4.0 5/32"	4.1	1.50	12.0	2.25	UN40111X	11.1	.437	3.2	.126	7.9	.311	5,000
	.161	.059	.472	.088	UN40127X	12.7	.500	4.0	.157	9.5	.374	4,000
					UN40169X	16.9	.665	6.4	.252	12.7	.500	4,000
4.8 3/16"	4.9	1.75	15.85	2.8	UN48103X	10.3	.406	1.6	.063	6.4	.252	3,000
	.197	.069	.624	.110	UN48169X	16.9	.665	6.4	.252	12.7	.500	2,500
					UN48248X	24.8	.976	12.7	.500	19.8	.780	2,000

Forces - Nominal

ART.No	Icon	Icon
	kg / Lbs.	kg / Lbs.
UN32080X - UN32111X	75 / 165	104 / 230
UN40095X - UN40169X	116 / 255	170 / 375
UN48103X - UN48248X	159 / 350	240 / 530

U-Fix Aluminium

Dome Head.....

Body Material: Aluminium Alloy (1.0 Mg.) to AA 5005

Body Finish: Bright finish surface


Mandrel Material:

Aluminium Alloy (5.0 Mg.) to AA 5056









Mandrel Finish: Natural

Before Installation



After Installation



Dimensions - Nominal

					ART.No							
							mm / inch	mm / inch	mm / inch	mm / inch		mm
3.2 1/8"	3.3 .130	0.95 .037	6.4 .252	2.01 .079	UH32080D	8.0	.315	0.8	.031	4.8	.189	10,000
					UH32111D	11.1	.437	4.0	.157	7.9	.311	10,000
4.0 5/32"	4.1 .161	1.20 .047	7.9 .311	2.31 .091	UH40095D	9.5	.374	1.2	.047	6.4	.252	7,000
					UH40111D	11.1	.437	3.2	.126	7.9	.311	7,000
4.8 3/16"	4.9 .193	1.45 .057	9.8 .386	2.91 .115	UH48103D	10.3	.406	1.6	.063	6.4	.252	5,000
					UH48151D	15.1	.594	4.8	.189	11.1	.437	4,000
					UH48169D	16.9	.665	6.4	.252	12.7	.500	4,000
					UH48248D	24.8	.976	12.7	.500	19.8	.780	4,000

Forces - Nominal

ART.No		
	kg / Lbs.	kg / Lbs.
UH32080D - UH32111D	45 / 99	70 / 154
UH40095D - UH40111D	60 / 132	80 / 176
UH48103D - UH48248D	100 / 220	150 / 330

U-Fix Aluminium

X-Large Head.....

Body Material: Aluminium Alloy (1.0 Mg.) to AA 5005

Body Finish: Bright finish surface

Mandrel Material:

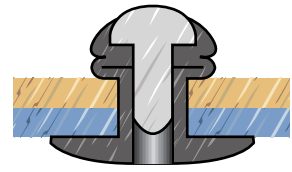
Aluminium Alloy (5.0 Mg.) to AA 5056

Mandrel Finish: Natural









Before Installation





After Installation



Dimensions - Nominal

					ART.No							
							mm / inch	mm / inch	mm / inch	mm / inch		mm
4.8 3/16"	4.9	1.75	15.85	2.91	UH48103X	10.3	.406	1.6	.063	6.4	.252	3,000
					UH48151X	15.1	.594	4.8	.189	11.1	.437	2,500
					UH48169X	16.9	.665	6.4	.252	12.7	.500	2,500
					UH48248X	24.8	.976	12.7	.500	19.8	.780	2,000

Forces - Nominal

ART.No		
	kg / Lbs.	kg / Lbs.
UH48103X - UH48248X	100 / 220	150 / 330

Special U-Fix

Electro-Fix Aluminium Steel...

Before Installation

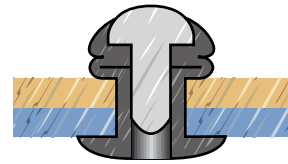
After Installation

Body Material: Aluminium Alloy (2.0/2.5 Mg.)

Body Finish: Bright finish surface

Mandrel Material: Low carbon steel



Mandrel Finish: Zinc Plated Cr VI free



Dimensions - Nominal

					ART.No		MIN		MAX			
							mm	inch	mm	inch		mm
3.2 1/8"	3.4 .134	0.95 .037	6.4 .252	1.81 .071	UR32095D	9.5	.374	1.2	.047	6.4	.252	10,000
4.0 5/32"	4.1 .161	1.20 0.47	7.9 .311	2.11 .083	UR40095D	9.5	.374	1.2	.047	6.4	.252	7,000

Forces - Nominal

ART.No		
	kg / Lbs.	kg / Lbs.
UR32095D	70 / 154	100 / 220
UR40095D	100 / 220	135 / 297

Special U-Fix

Electro-Fix All Steel.....

Before Installation

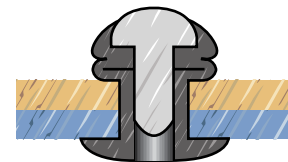
After Installation

Body Material: Low carbon steel

Body Finish: Zinc Plated Cr VI free

Mandrel Material: Carbon steel



Mandrel Finish: Zinc Plated Cr VI free



Dimensions - Nominal

					ART.No		MIN		MAX			
							mm	inch	mm	inch		mm
4.0 5/32"	4.2 .165	1.20 .047	8.10 .319	2.73 .107	USR40110D	11.0	.433	1.4	.055	5.0	.197	6,000

Forces - Nominal

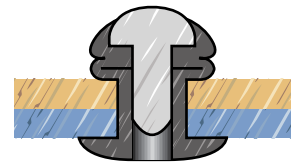
ART.No		
	kg / Lbs.	kg / Lbs.
USR40110D	150 / 330	240 / 528

Special U-Fix

All Steel.....

Before Installation

After Installation



Body Material: Low carbon steel

Body Finish: Zinc Plated Cr VI free

Mandrel Material: Carbon steel

Mandrel Finish: Zinc Plated Cr VI free

Dimensions - Nominal

ART.No	mm / inch	mm / inch	mm / inch	mm / inch	ART.No	mm / inch		MIN MAX		mm	inch	mm	inch	mm	inch	mm	inch	
						mm	inch	mm	inch									
4.0 5/32"	4.13-4.23	1.20	8.10	2.73	US40110D	11.0	.433	1.4	.055	5.0	.197	6,000						
	.163-.167	.047	.319	.107														
4.8 3/16"	4.9-5.0	1.75	9.80	3.38	US48103D	10.3	.406	1.2	.047	4.8	.189	5,000						
	.192-.196	.069	.386	.133	US48127D	12.7	.500	4.0	.157	6.3	.248	4,000						

Forces - Nominal

ART.No		
	kg / Lbs.	kg / Lbs.
US40110D	200 / 440	240 / 529
US48103D	367 / 807	340 / 748
US48127D	465 / 1023	353 / 776

U-Fix All Stainless Steel

Dome Head.....

Before Installation

After Installation



Body Material: Stainless Steel Grade 304

Body Finish: Natural

Mandrel Material: Stainless Steel Grade 434

Mandrel Finish: Natural

Dimensions - Nominal

ART.No	mm / inch	mm / inch	mm / inch	mm / inch	ART.No	mm / inch		MIN MAX		mm	inch	mm	inch	mm	inch	mm	inch			
						mm	inch	mm	inch											
4.8 3/16"	5.0 .197	1.85 .073	9.8 .386	3.38 .133	UNN48103D	10.3	.406	1.5	.059	6.0	.236	5,000								
					UNN48127D	12.7	.500	2.5	.098	7.5	.295	4,000								
					UNN48151D	15.1	.594	5.0	.197	10	.394	4,000								
					UNN48169D	16.9	.665	6.5	.256	11.5	.453	4,000								

Forces - Nominal

ART.No		
	kg / Lbs.	kg / Lbs.
UNN48103D - UNN48169D	660 / 1452	510 / 1122

Painted Rivets

Option available to colour all aluminium type rivets with non-toxic paints. This service is available for standard sealed rivets, U-Fix, T.P.R, O.R.P, and Or-Bulb.

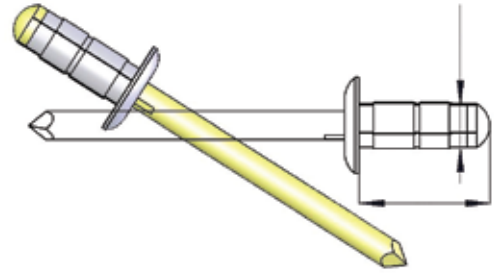
All the colours from the RAL catalogue are available on special request. These colours match the surrounding joint material, providing a neat, uniformed finish.



Steel-Fix



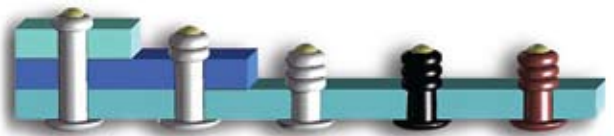
Superior, multi-grip performance, steel rivet.



Key features include:

Features	Benefits
Excellent multi-grip performance.	Simplifies stock control. Reduces operator error. Accommodates a wide variety of material thicknesses.
Excellent hole fill capabilities.	Ideal for oversized, irregular or misaligned holes. Creates a consistently high strength, vibration resistant joint.
Positively retained stem.	Secure, vibration resistant joint.
Large blind side bearing area.	Spreads clamp load over a large area. Ideal for thin, brittle and soft sheet materials.
Available in a wide range of: Diameters (3.2mm-6.4mm) and Head types (D, L, X, K)	Suitable for a variety of applications.

Assembly Applications:



Car electric windows mechanism



Car seat mechanism



Car seat track



Bus roof assembly

Before Installation

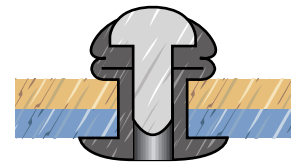
After Installation

Body Material: Low Carbon Steel









Body Finish: Zinc Plated Cr VI free

Mandrel Material: Carbon Steel



Mandrel Finish: Zinc Plated Cr VI free



Dimensions - Nominal

					ART.No							
							mm	inch		mm	inch	mm
3.2 1/8"	3.3 .130	0.85 .035	7.2 .283	2.1 .083	SF32090D	9.0	.354	1.0	.039	4.0	.157	10,000
					SF32130D	13.0	.512	1.0	.039	9.0	.354	8,000
4.0 5/32"	4.1 .161	1.20 .047	8.1 .319	2.73 .107	SF40110D	11.0	.433	1.4	.055	5.0	.197	7,000
					SF40140D	14.0	.551	1.4	.055	8.0	.315	6,000
4.8 3/16"	4.9 .193	1.45 .057	9.8 .386	2.90 .114	SF48090D	9.0	.354	1.0	.039	4.0	.157	5,000
					SF48110D	11.0	.433	1.0	.039	6.0	.236	5,000
					SF48140D	14.0	.551	1.0	.039	9.0	.354	4,000
					SF48170D	17.0	.669	3.0	.118	12.0	.472	4,000
6.4 1/4"	6.7-6.9 .263-.271	3.0 .118	13.0 .512	4.17 .164	SF64145P	14.5	.571	1.5	.059	7.5	.295	2,000

Forces - Nominal

ART.No		
	kg / Lbs.	kg / Lbs.
SF32090D - SF32130D	154 / 339	175 / 385
SF40110D - SF40140D	200 / 440	240 / 528
SF48090D - SF48170D	450 / 990	390 / 858
SF65145P	700 / 1543	420 / 924

Before Installation

After Installation

Body Material: Low Carbon Steel

Body Finish: Zinc Plated Cr VI free

Mandrel Material: Carbon Steel

Mandrel Finish: Zinc Plated Cr VI free



Dimensions - Nominal

ART.No	mm / inch		mm / inch		mm / inch		mm / inch		MIN MAX		Box Qty
	mm	inch	mm	inch	mm	inch	mm	inch	mm	inch	
SF48110K	11.0	.433	2.5	.098	6.0	.236	5,000				
SF48140K	14.0	.551	3.0	.118	9.0	.354	4,000				
SF48170K	17.0	.669	4.0	.158	12.0	.472	4,000				
SF48220K	22.0	.866	8.5	.335	16.5	.650	3,000				

Forces - Nominal

ART.No	kg / Lbs.	kg / Lbs.
SF48110K - SF48220K	450 / 990	390 / 858

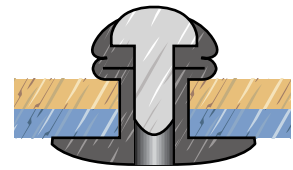
Body Material: Low Carbon Steel
Body Finish: Zinc Plated Cr VI free

Mandrel Material: Carbon Steel
Mandrel Finish: Zinc Plated Cr VI free

Before Installation



After Installation



Dimensions - Nominal

ART.No	mm / inch	mm / inch	mm / inch	mm / inch	ART.No	mm		MIN MAX		mm	inch	mm	inch	kg
						mm	inch	mm	inch					
4.8 3/16"	4.9 .193	1.70 .067	14.0 .551	2.90 .114	SF48090L	9.0	.354	1.0	.039	4.0	.157	3,000		
					SF48110L	11.0	.433	1.0	.039	6.0	.236	3,000		
					SF48140L	14.0	.551	1.0	.039	9.0	.354	3,000		
					SF48170L	17.0	.669	3.0	.118	12.0	.472	2,500		
4.8 3/16"	4.9 .193	1.90 .075	15.85 .624	2.90 .114	SF48090X	9.0	.354	1.0	.039	4.0	.157	3,000		
					SF48110X	11.0	.433	1.0	.039	6.0	.236	3,000		
					SF48140X	14.0	.551	1.0	.039	9.0	.354	3,000		
					SF48170X	17.0	.669	3.0	.118	12.0	.472	2,500		

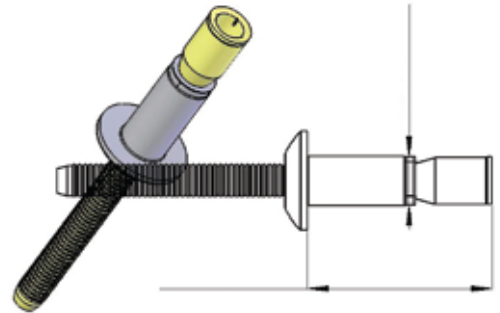
Forces - Nominal

ART.No	kg / Lbs.	kg / Lbs.
SF48090L - SF48170L	450 / 990	390 / 858
SF48090X - SF48170X	450 / 990	390 / 858

Ornilock & Or-Bolt




Multi-grip, structural breakstem fasteners, with internal (Ornilock) or external (Or-Bolt) locking mechanisms.



Key features include:

Features	Benefits
Excellent multi-grip performance.	Simplifies stock control. Reduces operator error. Accommodates a wide variety of material thicknesses.
Excellent hole fill capabilities.	Ideal for oversized, irregular or misaligned holes. Creates a consistently high strength, vibration resistant joint.
Positively retained stem.	Secure, vibration resistant joint.
Visible locking element.	Quick, easy inspection.
Optional decorative caps.	Enhances corrosion and water resistance properties. Complements adjacent, joint material colour.


Assembly Applications:



Satellite dishes



Steel floor fastening



Cooling systems



Pedestrian bridges

Ornilock Steel

Protruding Head

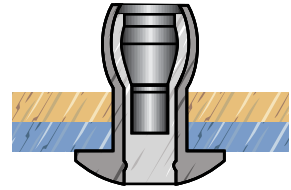
Body Material: Low Carbon Steel
Body Finish: Zinc Plated Cr VI free

Mandrel Material: Medium Carbon Steel
Mandrel Finish: Zinc Plated Cr VI free

Before Installation



After Installation



Dimensions - Nominal

Icon	mm / inch	mm / inch	mm / inch	mm / inch	ART.No	Icon		MIN MAX		Icon		
						mm	inch	mm	inch		mm	inch
	4.9-5.1 .192-.200	2.10 .082	9.8 .386	3.0 .118	M48105P	10.5	.413	1.6	.063	6.9	.272	4,000
					M48145P	14.5	.571	5.4	.213	11.1	.437	3,000
					MS48145P	14.5	.571	1.6	.063	11.1	.437	3,000
	6.62-6.9 .260-.271	2.8 .110	13.0 .512	4.0 .157	M65142P	14.2	.599	2.0	.079	9.5	.374	2,000
					M65205P	20.5	.807	8.9	.350	15.9	.626	1,500
					MS65205P	20.5	.807	2.0	.079	15.9	.626	1,500
					M65270P	27.0	1.063	15.9	.626	22.5	.886	1,000
					MS65270P	27.0	1.063	8.9	.350	22.5	.886	1,000

Forces - Nominal

ART.No		
	kg / Lbs.	kg / Lbs.
M48105P - MS48145P	630 / 1389	545 / 1201
M65142P - MS65275P	1250 / 2750	1000 / 2200

Ornilock Steel

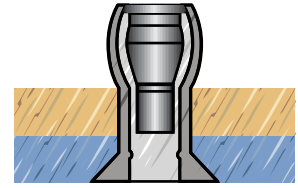
100° Countersunk Head.....

Before Installation









After Installation

Body Material: Low Carbon Steel
Body Finish: Zinc Plated Cr VI free



Mandrel Material: Medium Carbon Steel
Mandrel Finish: Zinc Plated Cr VI free



Dimensions - Nominal

					ART.No		MIN MAX					
							mm	inch			mm	inch
4.8 3/16"	4.9-5.1	1.80	8.6	3.0	M48123K	12.3	.484	3.2	.126	8.4	.331	4,000
	.192-.200	.071	.339	.118	M48165K	16.5	.650	7.8	.307	12.7	.500	3,000
6.5 1/4"	6.62-6.9	2.0	10.0	4.0	M65167K	16.7	.657	4.1	.161	12.1	.476	2,000
	.260-.271	.079	.394	.157	M65230K	23.0	.906	10.6	.417	18.4	.724	1,500

Forces - Nominal

ART.No		
	kg / Lbs.	kg / Lbs.
M48123K - M48165K	630 / 1386	545 / 1201
M65167K - M65230K	1250 / 2750	1000 / 2200

Ornilock Aluminium

Protruding Head.....

Body Material:

Aluminium Alloy 5.0 AlMg or equivalent

Body Finish: Bright finish surface

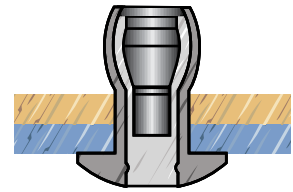
Mandrel Material: Aluminium Alloy 7075 or equivalent

Mandrel Finish: Bright finish surface

Before Installation



After Installation



Dimensions - Nominal

Icon	mm / inch	mm / inch	mm / inch	mm / inch	ART.No	Icon		Icon				Icon
						mm	inch	mm	inch	mm	inch	
	4.9-5.1 .193-.201	2.10 .082	9.8 .386	3.0 .118	MH48105P	10.5	.413	1.6	.063	6.9	.272	4,000
					MH48145P	14.5	.571	5.4	.213	11.1	.437	3,000
					MHS48145P	14.5	.571	1.6	.063	11.1	.437	3,000
	6.62-6.9 .260-.271	2.80 .110	13.0 .512	4.0 .157	MH65142P	14.2	.559	2.0	.079	9.5	.374	2,000
					MH65205P	20.5	.807	8.9	.350	15.9	.626	1,500
					MHS65205P	20.5	.807	2.0	.079	15.9	.626	1,500

Forces - Nominal

ART.No		
	kg / Lbs.	kg / Lbs.
MH48105P - MHS48145P	275 / 606	230 / 507
MH65142P - MHS65205P	590 / 1300	404 / 890

Ornilock Stainless Steel Protruding Head...

Body Material: Austenitic Stainless Steel AISI 304 Cu

Body Finish: Natural

Mandrel Material:

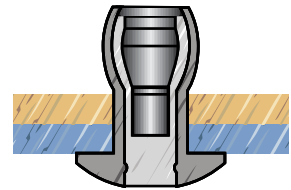
Austenitic Stainless Steel AISI 304 Cu

Mandrel Finish: Natural









Before Installation





After Installation



Dimensions - Nominal

					ART.No				
							mm	inch	
4.8 3/16"	4.9-5.1 .192-.200	2.10 .082	9.8 .386	3.0 .118	MN48105P	10.5 .413	1.6 .063	6.9 .272	4,000
					MN48145P	14.5 .571	5.4 .213	11.1 .437	3,000
					MNS48145P	14.5 .571	1.6 .063	11.1 .437	3,000
6.5 1/4"	6.62-6.9 .260-.271	2.80 .110	13.0 .512	4.0 .157	MN65142P	14.2 .559	2.0 .079	9.5 .374	2,000
					MN65205P	20.5 .807	8.9 .350	15.9 .626	1,500
					MNS65205P	20.5 .807	2.0 .079	15.9 .626	1,500

Forces - Nominal

ART.No		
	kg / Lbs.	kg / Lbs.
M48105P - MNS48145P	590 / 1298	430 / 946
MN65142P - MNS65205P	1150 / 2530	910 / 2002

Ornilock Stainless Steel 100° Countersunk Head.

Body Material: Austenitic Stainless Steel AISI 304 Cu

Body Finish: Natural

Mandrel Material:

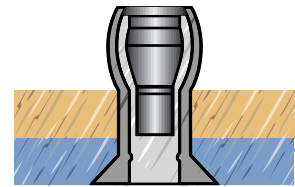
Austenitic Stainless Steel AISI 304 Cu

Mandrel Finish: Natural









Before Installation





After Installation



Dimensions - Nominal

    	mm / inch		mm / inch		ART.No			 MIN MAX								
	mm	inch	mm	inch		mm	inch	mm	inch	mm	inch					
4.8 3/16"	4.9-5.1	.192-.200	1.80	.071	8.6	.339	3.0	.118	MN48123K	12.3	.484	3.2	.126	8.4	.331	3,000
									MN48165K	16.5	.650	7.8	.307	12.7	.500	2,000
6.5 1/4"	6.62-6.9	.260-.271	2.0	.079	10.0	.394	4.0	.157	MN65167K	16.7	.657	4.1	.161	12.1	.476	2,000
									MN65230K	23.0	.906	10.6	.417	18.4	.724	1,500

Forces - Nominal

ART.No		
	kg / Lbs.	kg / Lbs.
MN48123K - MN48165K	590 / 1298	430 / 946
MN65167K - MN65230K	1150 / 2530	910 / 2002

Or-Bolt Steel

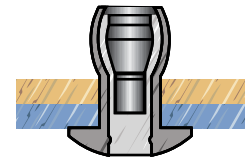
Protruding Head.....

Body Material: Low Carbon Steel
Body Finish: Zinc Plated CrVI free

Mandrel Material: Medium Carbon Steel
Mandrel Finish: Zinc Plated CrVI free

Before Installation

After Installation



Dimensions - Nominal

					ART.No							
							mm	inch	mm	inch		mm
4.8 3/16"	mm / inch	mm / inch	mm / inch	mm / inch		mm	inch	mm	inch	mm	inch	
	4.9-5.1 .192-.200	2.10 .083	9.8 .386	3.0 .118	J48105P	10.5	.413	1.6	.063	6.9	.272	4,000
					JS48145P	14.5	.571	1.6	.063	11.1	.437	3,000
6.5 1/4"	6.6-6.9 .260-.271	2.60 .102	13.0 .512	4.0 .157	J65140P	14.0	.551	2.0	.079	9.5	.374	2,000
					J65190P	19.0	.748	8.9	.350	15.9	.626	1,500
					JS65190P	19.0	.748	2.0	.079	15.9	.626	1,500

Forces - Nominal

ART.No		
	kg / Lbs.	kg / Lbs.
J48105P - JS48145P	653 / 1440	520 / 1146
J65140P - JS65190P	1250 / 2750	1000 / 2200

Or-Bolt Steel

Countersunk Head.....

Body Material: Low Carbon Steel
Body Finish: Zinc Plated CrVI free

Mandrel Material: Medium Carbon Steel
Mandrel Finish: Zinc Plated CrVI free

Before Installation

After Installation



Dimensions - Nominal

					ART.No							
							mm	inch	mm	inch		mm
4.8 3/16"	mm / inch	mm / inch	mm / inch	mm / inch		mm	inch	mm	inch	mm	inch	
	4.9-5.1 .192-.200	1.80 .070	8.6 .338	3.0 .118	J48123K	12.3	.484	3.2	.126	8.4	.330	4,000
					J48165K	16.5	.650	3.2	.126	12.2	.480	3,000
6.5 1/4"	6.6-6.9 .260-.271	2.0 .079	9.8 .386	4.0 .157	J65166K	16.6	.654	3.2	.126	12.1	.476	2,000

Forces - Nominal

ART.No		
	kg / Lbs.	kg / Lbs.
J48123K - J48165K	653 / 1440	520 / 1146
J65166K	1250 / 2750	1000 / 2200

Or-Bolt Aluminium

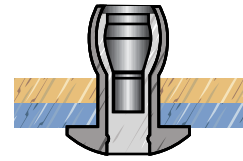
Protruding Head.....

Body Material: Aluminium Alloy ALMG 5.0 or equivalent
Body Finish: Bright finish surface

Mandrel Material: Aluminium Alloy 7075 or equivalent
Mandrel Finish: Natural finish surface

Before Installation

After Installation



Dimensions - Nominal

					ART.No		MIN MAX					
							mm	inch				
6.5 1/4"	6.6-6.9	2.60	13.0	4.0	JH65140P	14.0	.551	2.0	.079	9.5	.374	2,000
	.260-.271	.102	.512	.157		JHS65190P	19.0	.748	2.0	.079	15.9	.626

Forces - Nominal

ART.No		
	kg / Lbs.	kg / Lbs.
JH65140P - JHS65190P	610 / 1342	430 / 946

Or-Bolt Stainless Steel Protruding Head.....

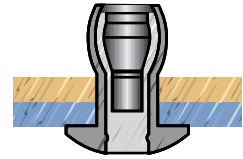
Body Material: Austenitic Stainless Steel AISI 304 Cu
Body Finish: Natural

Mandrel Material: Austenitic Stainless Steel AISI 304 Cu
Mandrel Finish: Natural

Before Installation



After Installation



Dimensions - Nominal

					ART.No							
							MIN	MAX	MIN	MAX		
	mm / inch	mm / inch	mm / inch	mm / inch		mm	inch	mm	inch	mm	inch	
6.5 1/4"	6.6-7.0	2.6	13.0	4.0	JN65140P	14.0	.551	2.0	.079	9.5	.374	2,000
	.260-.276	.102	.512	.157	JNS65190P	19.0	.748	2.0	.079	15.9	.626	1,500

Forces - Nominal

ART.No		
	kg / Lbs.	kg / Lbs.
JN65140P - JNS65190P	1130 / 2486	980 / 2156

Or-Bolt Stainless Steel Countersunk Head.....

Body Material: Austenitic Stainless Steel AISI 304 Cu
Body Finish: Natural

Mandrel Material: Austenitic Stainless Steel AISI 304 Cu
Mandrel Finish: Natural

Before Installation



After Installation



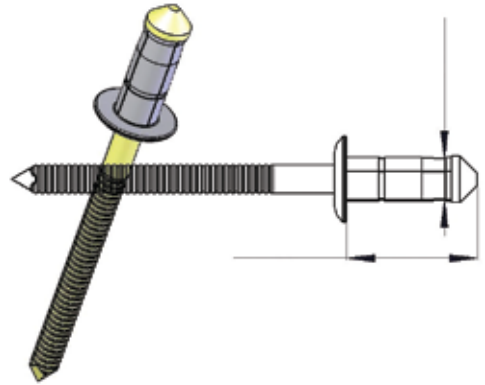
Dimensions - Nominal

					ART.No							
							MIN	MAX	MIN	MAX		
	mm / inch	mm / inch	mm / inch	mm / inch		mm	inch	mm	inch	mm	inch	
6.5 1/4"	6.6-6.9	2.0	9.8	4.0	JN65166K	16.6	.654	3.2	.126	12.1	.476	2,000
	.260-.271	.079	.386	.157								

Forces - Nominal

ART.No		
	kg / Lbs.	kg / Lbs.
JN65166K	1250 / 2750	1000 / 2200

High strength breakstem fastener with excellent bulb-tail formation.



Key features include:

Features	Benefits
High shear and tensile strengths.	Secure, vibration resistant joint. Positively retained stem.
High heat durable properties.	Ideal for applications with elevated temperatures.
Good hole fill capabilities.	Ideal for oversized, irregular or misaligned holes. Creates a consistently high strength, vibration resistant joint.
Large blind side bearing area.	Spreads clamp load over a large area. Ideal for thin, brittle and soft sheet materials.

Assembly Applications:



Car door mechanism



Communication cabins



Industrial ventilator



Steel frame construction

Before Installation

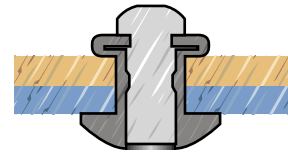
After Installation

Body Material: Low Carbon Steel









Body Finish: Zinc Plated Cr VI free

Mandrel Material: Carbon Steel



Mandrel Finish: Zinc Plated Cr VI free



Dimensions - Nominal

					ART.No							
							mm	inch	mm	inch		mm
4.0 5/32"	4.12 .162	1.30 .051	7.7 .303	2.57 .102	SL40077D	7.7	.303	1.0	.039	3.0	.118	5,000
					SL40097D	9.7	.382	3.0	.118	5.0	.197	5,000
					SL40127D	12.7	.500	5.0	.197	7.0	.276	5,000
4.8 3/16"	5.0-5.1 .197-.200	1.30 .051	9.3 .366	3.05 .118	SL48088D	8.8	.346	1.5	.059	3.5	.138	5,000
					SL48113D	11.3	.445	3.5	.138	6.0	.236	5,000
					SL48143D	14.3	.563	6.0	.236	8.5	.335	4,000
6.0 0.236"	6.1-6.3 .240-.248	1.80 .071	12.0 .472	3.98 .157	SL60100D	10.0	.394	1.5	.059	4.0	.157	3,000
					SL60130D	13.0	.512	3.0	.118	6.0	.236	2,500
					SL60160D	16.0	.630	6.0	.236	9.0	.354	2,500
					SL60190D	19.0	.748	9.0	.354	12.0	.472	2,000

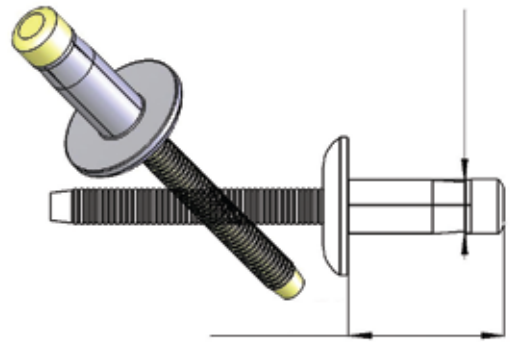
Forces - Nominal

ART.No		
	kg / Lbs.	kg / Lbs.
SL40077D	250 / 550	285 / 627
SL40097D	360 / 792	285 / 627
SL40127D	420 / 924	285 / 627
SL48088D	367 / 807	387 / 851
SL48113D	428 / 841	387 / 851
SL48143D	571 / 1256	387 / 851
SL60100D	490 / 1078	550 / 1210
SL60130D	590 / 1298	550 / 1210
SL60160D	860 / 1892	550 / 1210
SL60190D	960 / 2112	550 / 1210

Orlock



Structural, breakstem fastener, with unique double locking system and exceptional shear and tensile strengths.



Key features include:

Features	Benefits
Double locking system	Secure, vibration resistant joint. Enhances water and vibration resistant properties.
Positively retained stem.	Secure, vibration resistant joint.
Large blind side bearing area.	Spreads clamp load over a large area. Ideal for thin, brittle and soft sheet materials.
Available in a wide range of: Grip Ranges (up to 39.5 mm), Head types (P, L, X, K) and Materials (Steel, Aluminium Alloy, Stainless Steel)	Suitable for a variety of applications.
Optional decorative caps.	Enhances corrosion and water resistance properties. Complements adjacent, joint material colour.

Assembly Applications:



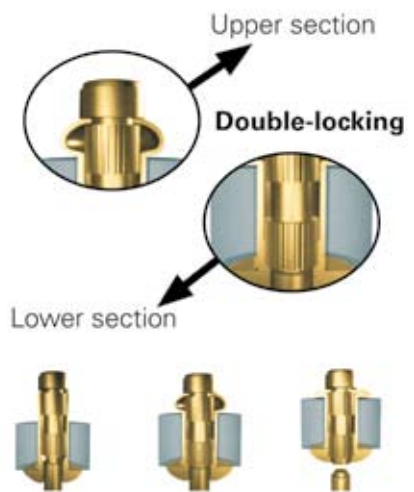
Truck box aluminium frame



Steering wheel mechanism



Car ventilator



Train wagon assembly / repairs

Before Installation

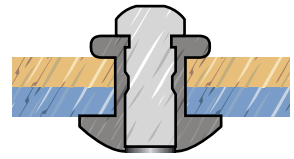
After Installation









Body Material: Low Carbon Steel



Body Finish: Zinc Plated Cr VI free



Mandrel Material: Carbon Steel

Mandrel Finish: Zinc Plated Cr VI free



Dimensions - Nominal												
					ART.No							
							mm	inch	mm	inch		mm
4.8 3/16"	4.9-5.1	2.20	9.8	3.02	L48090P	9.0	.354	1.5	.059	3.5	.138	5,000
	.192-.200	.087	.386	.119	L48115P	11.5	.453	3.5	.138	6.0	.236	4,000
					L48140P	14.0	.551	6.0	.236	8.5	.335	3,000
					L48165P	16.5	.650	8.5	.335	11.0	.433	3,000
					L48190P	19.0	.748	11.0	.433	13.5	.531	3,000
6.4 1/4"	6.6-6.8	3.0	13.0	4.17	L64090P	9.0	.354	1.5	.059	3.5	.138	2,500
					L64105P	10.5	.413	2.8	.110	4.8	.189	2,000
					L64111P	11.1	.437	3.4	.134	5.4	.213	2,000
					L64125P	12.5	.492	4.8	.189	6.8	.268	2,000
					L64145P	14.5	.571	6.8	.268	8.8	.346	2,000
					L64165P	16.5	.650	8.8	.346	10.8	.425	2,000
					L64185P	18.5	.728	10.8	.425	12.8	.504	2,000
					L64205P	20.5	.807	12.8	.504	14.8	.583	2,000
					L64225P	22.5	.886	14.8	.583	16.8	.661	1,500
					L64245P	24.5	.965	16.8	.661	18.8	.740	1,000
					L64265P	26.5	1.043	18.8	.740	20.8	.819	1,000
					L64285P	28.5	1.122	20.8	.819	22.8	.898	1,000
					L64305P	30.5	1.201	22.8	.898	24.8	.976	1,000
					L64325P	32.5	1.280	24.8	.976	26.8	1.055	1,000
					L64355P	35.5	1.398	25.8	1.016	28.8	1.134	1,000
L64375P	37.5	1.476	27.8	1.094	30.8	1.213	1,000					
L64395P	39.5	1.555	29.8	1.173	32.8	1.291	1,000					
7.8 5/16"	8.0-8.3	3.70	16.0	5.12	L78135P	13.5	.531	4.0	.157	7.0	.276	1,000
					L78165P	16.5	.650	7.0	.276	10.0	.394	1,000
					L78195P	19.5	.768	10.0	.394	13.0	.512	1,000
					L78225P	22.5	.886	13.0	.512	16.0	.630	1,000
					L78255P	25.5	1.004	16.0	.630	19.0	.748	1,000
					L78285P	28.5	1.122	19.0	.748	22.0	.866	500
					L78315P	31.5	1.240	22.0	.866	25.0	.984	500

Forces - Nominal		
ART.No		
	kg / Lbs.	kg / Lbs.
L48090P	460 / 1012	360 / 792
L48115P	610 / 1342	360 / 792
L48140P - L48190P	640 / 1410	360 / 792
L64090P	700 / 1540	660 / 1452

Forces - Nominal		
ART.No		
	kg / Lbs.	kg / Lbs.
L64105P - L64111P	940 / 2072	660 / 1452
L64125P	1040 / 2292	660 / 1452
L64145P - L64395P	1140 / 2508	660 / 1452
L78135P	1410 / 3102	930 / 2046
L78165P - L78315P	1600 / 3520	930 / 2046

Orlock Steel

100° Countersunk Head.....

Before Installation

After Installation

Body Material: Low Carbon Steel

Body Finish: Zinc Plated Cr VI free

Mandrel Material: Medium Carbon Steel

Mandrel Finish: Zinc Plated Cr VI free



Dimensions - Nominal

Head	Mandrel	Head	Head	Head	ART.No	Head		MIN MAX				Box
						mm	inch	mm	inch	mm	inch	
4.8 3/16"	4.9-5.1 .192-.200	1.80 .071	8.5 .335	3.02 .119	L48115K	11.5	.453	3.5	.138	6.0	.236	4,000
					L48140K	14.0	.551	6.0	.236	8.5	.335	3,000
					L48165K	16.5	.650	8.5	.335	11.0	.433	3,000
					L48190K	19.0	.748	11.0	.433	13.5	.531	3,000
6.4 1/4"	6.6-6.8 .259-.267	2.0 .079	10.0 .394	4.17 .164	L64115K	11.5	.453	3.8	.150	5.8	.228	2,000
					L64125K	12.5	.492	4.8	.189	6.8	.268	2,000
					L64135K	13.5	.531	5.8	.228	7.8	.307	2,000
					L64155K	15.5	.610	7.8	.307	9.8	.386	2,000
					L64175K	17.5	.689	9.8	.386	11.8	.465	2,000
					L64195K	19.5	.768	11.8	.465	13.8	.543	2,000
					L64215K	21.5	.846	13.8	.543	15.8	.622	2,000
L64235K	23.5	.925	15.8	.622	17.8	.701	2,000					

Forces - Nominal

ART.No	MIN MAX	
	kg / Lbs.	kg / Lbs.
L48115K	300 / 660	340 / 748
L48140K	400 / 880	340 / 748
L48165K	500 / 1100	340 / 748
L48190K	600 / 1320	340 / 748
L64115K	550 / 1210	560 / 1232
L64125K	650 / 1430	560 / 1232
L64135K	750 / 1650	560 / 1232
L64155K	950 / 2090	560 / 1232
L64175K - L64235K	1050 / 2310	560 / 1232

Orlock Steel

Large/X Head.....

Body Material: Low Carbon Steel

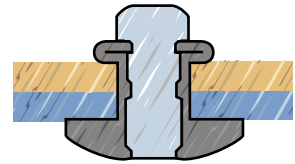
Body Finish: Zinc Plated Cr VI free

Mandrel Material: Low Carbon Steel

Mandrel Finish: Zinc Plated Cr VI free

Before Installation

After Installation



Dimensions - Nominal

ART.No	mm / inch	mm / inch	mm / inch	mm / inch	ART.No	mm	inch	MIN MAX		mm	inch	mm	inch	Box Qty
								mm	inch					
4.8 3/16"	4.9-5.1 .192-.200	2.0 .079	14.0 .551	3.02 .119	L48090L	9.0	.354	1.5	.059	3.5	.138	3,000		
					L48115L	11.5	.453	3.5	.138	6.0	.236	3,000		
					L48140L	14.0	.551	6.0	.236	8.5	.335	3,000		
					L48165L	16.5	.650	8.5	.335	11.0	.433	2,000		
					L48190L	19.0	.748	11.0	.433	13.5	.531	2,000		
6.4 1/4"	6.6-6.8 .259-.267	3.0 .118	16.3 .642	4.17 .164	L64105L	10.5	.413	2.8	.110	4.8	.189	2,000		
					L64125L	12.5	.492	4.8	.189	6.8	.268	2,000		
					L64145L	14.5	.571	6.8	.268	8.8	.346	2,000		
					L64165L	16.5	.650	8.8	.346	10.8	.425	2,000		
					L64185L	18.5	.728	10.8	.425	12.8	.504	1,500		
					L64205L	20.5	.807	12.8	.504	14.8	.583	1,500		
6.4 1/4"	6.6-6.8 .259-.287	3.0 .118	19.0 .748	4.17 .164	L64225L	22.5	.886	14.8	.583	16.8	.661	1,000		
					L64125X	12.5	.492	4.8	.189	6.8	.268	2,000		
					L64145X	14.5	.571	6.8	.268	8.8	.346	2,000		
					L64165X	16.5	.650	8.8	.346	10.8	.425	2,000		
					L64185X	18.5	.728	10.8	.425	12.8	.504	1,500		
					L64205X	20.5	.807	12.8	.504	14.8	.583	1,500		
					L64225X	22.5	.886	14.8	.583	16.8	.661	1,000		
					L64245X	24.5	.965	16.8	.661	18.8	.740	1,000		
					L64265X	26.5	1.043	18.8	.740	20.8	.819	1,000		
L64285X	28.5	1.122	20.8	.819	22.8	.898	1,000							
L64305X	30.5	1.201	22.8	.898	24.8	.976	1,000							

Forces - Nominal

ART.No		
	kg / Lbs.	kg / Lbs.
L48090L	460 / 1012	360 / 792
L48115L	570 / 1254	360 / 792
L48140L - L48190L	640 / 1410	360 / 792
L64105L	940 / 2068	660 / 1452
L64125L	1040 / 2288	660 / 1452
L64145L - L64225L	1140 / 2508	660 / 1452
L64125X	1040 / 2288	660 / 1452
L64145X - L64305X	1140 / 2508	660 / 1452

Orlock Steel Plywood

Protruding Head.....

FOR SOFT MATERIALS AND PLYWOOD

Body Material: Low Carbon Steel

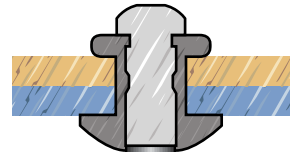
Body Finish: Zinc Plated Cr VI free

Mandrel Material: Carbon Steel









Mandrel Finish: Zinc Plated Cr VI free

Before Installation



After Installation



Dimensions - Nominal

					ART.No							
							MIN	MAX				
	mm / inch	mm / inch	mm / inch	mm / inch		mm	inch	mm	inch	mm	inch	
6.4 1/4"	6.6-6.8 .259-.267	3.0 .118	13.0 .512	4.17 .164	LP64245P	24.5	.965	14.8	.583	16.8	.661	1,000
					LP64265P	26.5	1.043	16.8	.661	18.8	.740	1,000
					LP64285P	28.5	1.122	18.8	.740	20.8	.819	1,000
					LP64315P	31.5	1.240	20.8	.819	22.8	.898	1,000
					LP64335P	33.5	1.319	22.8	.898	24.8	.976	1,000
					LP64365P	36.5	1.437	24.8	.976	26.8	1.055	1,000
					LP64385P	38.5	1.516	26.8	1.055	28.8	1.134	1,000
LP64405P	40.5	1.594	28.8	1.134	30.8	1.213	1,000					

Forces - Nominal

ART.No		
	kg / Lbs.	kg / Lbs.
LP64245P - LP64405P	1140 / 2508	600 / 1322

Orlock Steel Plywood

X-Large Head.....

FOR SOFT MATERIALS AND PLYWOOD

Body Material: Low Carbon Steel

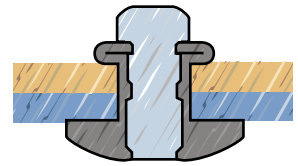
Body Finish: Zinc Plated Cr VI free

Mandrel Material: Carbon Steel

Mandrel Finish: Zinc Coated Cr VI free

Before Installation

After Installation



Dimensions - Nominal

ART.No	mm / inch	mm / inch	mm / inch	mm / inch	ART.No	mm / inch		MIN MAX		Box Qty		
						mm	inch	mm	inch		mm	inch
6.4 1/4"	6.6-6.8 .259-.267	3.0 .118	19.0 .748	4.17 .164	LP64245X	24.5	.965	14.8	.583	16.8	.661	1,000
					LP64265X	26.5	1.043	16.8	.661	18.8	.740	1,000
					LP64285X	28.5	1.122	18.8	.740	20.8	.819	1,000
					LP64315X	31.5	1.240	20.8	.819	22.8	.898	1,000
					LP64335X	33.5	1.319	22.8	.898	24.8	.976	1,000
					LP64365X	36.5	1.437	24.8	.976	26.8	1.055	1,000
					LP64385X	38.5	1.516	26.8	1.055	28.8	1.134	1,000
LP64405X	40.5	1.594	28.8	1.134	30.8	1.213	500					

Forces - Nominal

ART.No	kg / Lbs.	kg / Lbs.
LP64245X - LP64405X	1140 / 2508	600 / 1322

Orlock Aluminium

Protruding Head.....

Before Installation

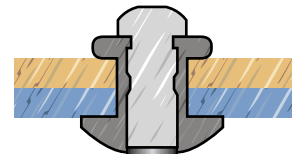
After Installation

Body Material: Aluminium Alloy AlMg 2.5

Body Finish: Bright finish surface

Mandrel Material: Aluminium Alloy AlMg 5.0/6.0/7075

Mandrel Finish: Natural



Dimensions - Nominal

ART.No	mm / inch	mm / inch	mm / inch	mm / inch	ART.No	mm		inch		MIN	MAX	Box Qty
						mm	inch	mm	inch			
4.8 3/16"	4.9-5.1 .193-.201	2.2 .087	9.8 .386	3.0 .119	LH48090P	9.0	.354	1.5	.059	3.5	.138	5,000
					LH48115P	11.5	.453	3.5	.138	6.0	.236	4,000
					LH48140P	14.0	.551	6.0	.238	8.5	.335	4,000
					LH48165P	16.5	.650	8.5	.335	11.0	.433	4,000
					LH48190P	19.0	.748	11.0	.433	13.5	.531	3,000
					LH48225P	22.5	.886	13.0	.512	15.0	.591	3,000
6.4 1/4"	6.6-6.8 .259-.267	3.0 .118	13.0 .512	4.17 .164	LH64105P	10.5	.413	2.8	.110	4.8	.189	2,000
					LH64111P	11.1	.437	3.4	.134	5.4	.213	2,000
					LH64125P	12.5	.492	4.8	.189	6.8	.268	2,000
					LH64145P	14.5	.571	6.8	.268	8.8	.346	2,000
					LH64165P	16.5	.650	8.8	.346	10.8	.425	2,000
					LH64185P	18.5	.728	10.8	.425	12.8	.504	2,000
LH64205P	20.5	.807	12.8	.504	14.8	.583	2,000					

Forces - Nominal

ART.No	kg / Lbs.	kg / Lbs.
LH48090P	180 / 396	170 / 374
LH48115P - LH481225	260 / 572	170 / 374
LH64105P - LH64111P	430 / 946	350 / 770
LH64125P	460 / 1012	350 / 770
LH64145P - LH64205P	500 / 1100	350 / 770

Orlock Aluminium

100° Countersunk Head...

Before Installation After Installation

Body Material: Aluminium Alloy AlMg 2.5

Body Finish: Bright finish surface









Mandrel Material:

Aluminium Alloy AlMg 5.0/6.0 or equivalent



Mandrel Finish: Natural



Dimensions - Nominal

					ART.No							
							mm / inch	mm / inch	mm / inch	mm / inch		mm
6.4 1/4"	6.6-6.8 .259-.267	2.0 .079	10.0 .394	4.17 .164	LH64115K	11.5	.453	3.8	.150	5.8	.228	2,000
					LH64135K	13.5	.531	5.8	.228	7.8	.307	2,000
					LH64155K	15.5	.610	7.8	.307	9.8	.386	2,000
					LH64175K	17.5	.689	9.8	.386	11.8	.465	2,000
					LH64195K	19.5	.768	11.8	.465	13.8	.543	2,000
					LH64215K	21.5	.846	13.8	.543	15.8	.622	2,000
					LH64235K	23.5	.925	15.8	.622	17.8	.701	2,000
					LH64255K	25.5	1.004	17.8	.701	19.8	.780	2,000
					LH64275K	27.5	1.083	19.8	.780	21.8	.858	2,000
					LH64295K	29.5	1.161	21.8	.858	23.8	.937	2,000

Forces - Nominal

ART.No		
	kg / Lbs.	kg / Lbs.
LH64115K	280 / 616	300 / 660
LH64135K	380 / 836	300 / 660
LH64155K	480 / 946	300 / 660
LH64175K - LH64295K	500 / 1100	300 / 660

Orlock Aluminium

X-Large Head.....

Body Material: Aluminium Alloy AlMg 2.5

Body Finish: Bright finish surface

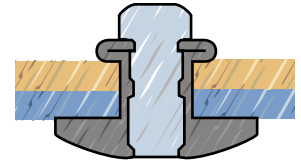
Mandrel Material:

Aluminium Alloy AlMg 5.0/6.0 or equivalent









Mandrel Finish: Natural

Before Installation



After Installation



Dimensions - Nominal

					ART.No							
							MIN	MAX				
	mm / inch	mm / inch	mm / inch	mm / inch		mm	inch	mm	inch	mm	inch	
6.4 1/4"	6.6-6.8 .167-.172	3.0 .118	19.0 .748	4.17 .164	LH64090X	9.0	.354	1.5	.059	3.5	.138	2,000
					LH64105X	10.5	.413	2.8	.110	4.8	.189	2,000
					LH64111X	11.1	.437	3.4	.134	5.4	.213	2,000
					LH64125X	12.5	.492	4.8	.189	6.8	.268	2,000
					LH64145X	14.5	.571	6.8	.268	8.8	.346	2,000
					LH64165X	16.5	.650	8.8	.346	10.8	.425	2,000
					LH64185X	18.5	.728	10.8	.425	12.8	.504	1,500
					LH64205X	20.5	.807	12.8	.504	14.8	.583	1,500
LH64225X	22.5	.886	14.8	.583	16.8	.661	1,000					

Forces - Nominal

ART.No		
	kg / Lbs.	kg / Lbs.
LH64090X	310 / 682	350 / 770
LH64105X - LH64111X	430 / 946	350 / 770
LH64125X	460 / 1012	350 / 770
LH64145X - LH64225X	500 / 1100	350 / 770

Orlock Stainless Steel

Protruding Head...

Before Installation

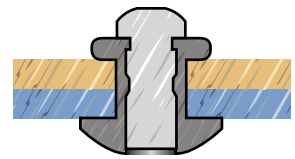
After Installation

Body Material: Austenitic Stainless Steel - 304 Cu









Body Finish: Natural

Mandrel Material: Austenitic Stainless Steel - 304 Cu



Mandrel Finish: Natural



Dimensions - Nominal

					ART.No							
							mm / inch	mm / inch		mm / inch	mm / inch	mm
4.8 3/16"	4.9-5.1 .192-.200	2.20 .087	9.8 .386	3.03 .119	LN48090P	9.0	.354	1.5	.059	3.5	.138	5,000
					LN48115P	11.5	.453	3.5	.138	6.0	.236	4,000
					LN48140P	14.0	.551	6.0	.236	8.5	.335	3,000
					LN48165P	16.5	.650	8.5	.335	11.0	.433	3,000
					LN48190P	19.0	.748	11.0	.433	13.0	.512	3,000
6.4 1/4"	6.6-6.7 .259-.263	3.0 .118	13.0 .512	4.17 .164	LN64105P	10.5	.413	2.0	.079	4.5	.189	2,000
					LN64125P	12.5	.492	4.0	.157	6.5	.260	2,000
					LN64145P	14.5	.571	5.0	.197	8.5	.335	2,000
					LN64165P	16.5	.650	7.0	.276	10.5	.413	2,000
					LN64185P	18.5	.728	9.0	.354	12.5	.492	2,000
					LN64205P	20.5	.807	11.0	.433	14.0	.551	2,000
LN64225P	22.5	.886	13.0	.512	16.0	.630	2,000					
7.8 5/16"	8.0-8.3 .314-.326	3.80 .146	16.0 .630	5.12 .202	LN78135P	13.5	.531	4.0	.157	7.0	.276	1,000
					LN78165P	16.5	.650	7.0	.276	10.0	.394	1,000
					LN78195P	19.5	.768	10.0	.394	13.0	.512	1,000
					LN78225P	22.5	.886	13.0	.512	16.0	.630	1,000

Forces - Nominal

ART.No		
	kg / Lbs.	kg / Lbs.
LN48090P	620 / 1364	510 / 1122
LN48115P - LN48190P	700 / 1540	510 / 1122
LN64105P	1440 / 3168	850 / 1870
LN64125P - LN64225P	1480 / 3256	850 / 1870
LN78135P	2050 / 4520	1300 / 2860
LN78165P - LN64225P	2200 / 4850	1300 / 2860

Orlock Stainless Steel 100° Countersunk Head.

Before Installation

After Installation

Body Material: Austenitic Stainless Steel - Cu304







Body Finish: Natural

Mandrel Material: Austenitic Stainless Steel - Cu304



Mandrel Finish: Natural



Dimensions - Nominal

  6.4 1/4"	mm / inch		mm / inch		ART.No	 		 MIN MAX				
	mm	inch	mm	inch		mm	inch	mm	inch	mm	inch	
	6.6-6.8	2.0	10.0	4.17	LN64135K	13.5	.531	4.8	.189	7.8	.307	2,000
	.259-.267	.079	.394	.164	LN64155K	15.5	.610	6.8	.268	9.8	.386	2,000
					LN64175K	17.5	.689	8.8	.346	11.8	.465	2,000

Forces - Nominal

ART.No		
	kg / Lbs.	kg / Lbs.
LN64135K	1100 / 2420	850 / 1870
LN64155K	1300 / 2860	850 / 1870
LN64175K	1400 / 3080	850 / 1870

Orlock Stainless Steel

Large Head.....

Body Material: Austenitic Stainless Steel - 304 Cu

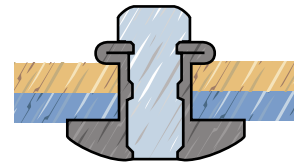
Body Finish: Natural

Mandrel Material: Austenitic Stainless Steel - 304 Cu









Mandrel Finish: Natural

Before Installation



After Installation



Dimensions - Nominal

					ART.No							
							mm / inch	mm / inch	mm / inch	mm / inch		mm
6.4 1/4"	6.6-6.8	3.1	16.3	4.17	LN64105L	10.5	.413	2.0	.079	4.5	.177	2,000
	.259-.267	.122	.642	.164	LN64125L	12.5	.492	4.0	.157	6.5	.256	2,000
					LN64145L	14.5	.571	5.0	.197	8.5	.335	2,000
					LN64165L	16.5	.650	7.0	.276	10.5	.413	2,000
					LN64185L	18.5	.728	9.0	.354	12.5	.504	1,500

Forces - Nominal

ART.No		
	kg / Lbs.	kg / Lbs.
LN64105L	1440 / 3168	850 / 1870
LN64125L - LN64185L	1480 / 3256	850 / 1870

Super Orlock Steel

Protruding Head.....

HIGH STRENGTH, WIDE GRIP RANGE

Body Material: Low Carbon Steel

Body Finish: Zinc Plated Cr VI free

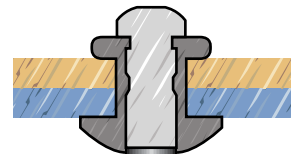
Mandrel Material: Carbon Steel

Mandrel Finish: Zinc Plated Cr VI free

Before Installation



After Installation



Dimensions - Nominal

6.5 1/4"					ART.No							
	mm / inch	mm / inch	mm / inch	mm / inch		mm	inch	MIN	MAX	mm		inch
	6.7-6.9 .263 -.271	3.0 .118	13.0 .512	4.17 .164	LS65105P	10.5	.413	2.0	.079	4.5	.177	2,000
					LS65125P	12.5	.492	3.0	.118	6.5	.256	2,000
					LS65145P	14.5	.571	5.0	.197	8.5	.335	2,000
					LS65165P	16.5	.650	7.0	.276	10.5	.413	2,000
					LS65185P	18.5	.728	9.0	.354	12.5	.492	2,000
					LS65205P	20.5	.807	11.0	.433	14.5	.571	2,000
					LS65225P	22.5	.886	13.0	.512	16.5	.650	1,000

Forces - Nominal

ART.No		
	kg / Lbs.	kg / Lbs.
LS65105P	1100 / 2420	810 / 1782
LS65125P	1250 / 2750	810 / 1782
LS65145P	1400 / 3080	810 / 1782
LS65165P	1450 / 3190	810 / 1782
LS65185P - LS65225P	1570 / 3454	810 / 1782

Super Orlock Steel

Large/X Head.....

HIGH STRENGTH, WIDE GRIP RANGE

Body Material: Low Carbon Steel

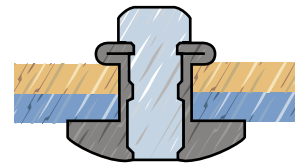
Body Finish: Zinc Plated Cr VI free

Mandrel Material: Carbon Steel

Mandrel Finish: Zinc Plated Cr VI free

Before Installation

After Installation



Dimensions - Nominal

Icon	mm / inch	mm / inch	mm / inch	mm / inch	ART.No	Icon	MIN MAX		Icon			
							mm	inch		mm	inch	
6.5 1/4"	6.7-6.9	3.0	16.3	4.17	LS65145L	14.5	.571	5.0	.197	8.5	.335	2,000
	.263-.271	.118	.642	.164	LS65165L	16.5	.650	7.0	.276	10.5	.413	2,000
					LS65185L	18.5	.728	9.0	.354	12.5	.492	1,500
					LS65205L	20.5	.807	11.0	.433	14.5	.571	1,500
					LS65225L	22.5	.886	13.0	.512	16.5	.650	2,000
6.5 1/4"	6.7-6.9	3.0	19.0	4.17	LS65145X	14.5	.571	5.0	.197	8.5	.335	2,000
	.263-.271	.118	.748	.164	LS65165X	16.5	.650	7.0	.276	10.5	.413	1,000
					LS65185X	18.5	.728	9.0	.354	12.5	.492	1,000
					LS65205X	20.5	.807	11.0	.433	14.5	.571	1,000
					LS65225X	22.5	.886	13.0	.512	16.5	.650	1,000

Forces - Nominal

ART.No	Icon	Icon
	kg / Lbs.	kg / Lbs.
LS65145L	1400 / 3080	810 / 1782
LS65165L	1450 / 3190	810 / 1782
LS65185L - LS65225L	1570 / 3454	810 / 1782
LS65145X	1400 / 3080	810 / 1782
LS65165X	1450 / 3190	810 / 1782
LS65185X - LS65225X	1570 / 3454	810 / 1782

Super Orlock Steel - Stainless Protruding Head..

HIGH STRENGTH, WIDE GRIP RANGE

Body Material: Low Carbon Steel

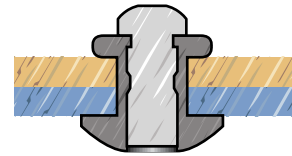
Body Finish: Zinc Plated Cr VI free

Mandrel Material: Austenitic Stainless Steel - Cu304

Mandrel Finish: Natural

Before Installation

After Installation



Dimensions - Nominal

6.5 1/4"	mm / inch	mm / inch	mm / inch	mm / inch	ART.No	mm / inch		MIN MAX		mm / inch	mm / inch	mm / inch	mm / inch
						mm	inch	mm	inch				
	6.7-6.9 .263-.271	3.0 .118	13.0 .512	4.17 .164	LSN65105P	10.5	.413	2.0	.079	4.5	.177	2,000	
					LSN65125P	12.5	.492	3.0	.118	6.5	.256	2,000	
					LSN65145P	14.5	.571	5.0	.197	8.5	.335	2,000	
					LSN65165P	16.5	.650	7.0	.276	10.5	.413	2,000	
					LSN65185P	18.5	.728	9.0	.354	12.5	.492	2,000	
					LSN65205P	20.5	.807	11.0	.433	14.5	.571	2,000	
					LSN65225P	22.5	.886	13.0	.512	16.5	.650	1,000	

Forces - Nominal

ART.No	kg / Lbs.	kg / Lbs.
LSN65105P	1100 / 2420	810 / 1782
LSN65125P	1250 / 2750	810 / 1782
LSN65145P	1400 / 3080	810 / 1782
LSN65165P	1450 / 3190	810 / 1782
LSN65185P - LSN65225P	1570 / 3454	810 / 1782

CAPPUCHON



The Cappuchon or Plastic cap, fits over the head of the rivet before rivet installation. Then rivet is installed and the plastic cap lid closed.



Before Installation



After Installation



Close after Installation


Advantages:

Matches the surrounding joint material, providing a neat, uniformed finish.

Enhances water resistant properties.

Fast and easy installation.

Available in a wide selection of colours.



ORNIT BLIND RIVETS



Construction



Domestic Appliances



Electronics



Automotive



Commercial Vehicles



Railways



Solar

ORNIT BLIND RIVETS: Kibbutz OR-HANER, M.P Hof Ashkelon 79190, ISRAEL

Tel: +972-8661-0222 Fax: +972-8661-1380 info@ornit.com

ORNIT INC.: 23230 Chagrin Blvd. suite 950 Beachwood, OH 44122

Tel: 216-360-8117 Toll Free: 1-877-627-0423 ornitinc@ornit.com

WWW.ORNIT.COM

contacts: