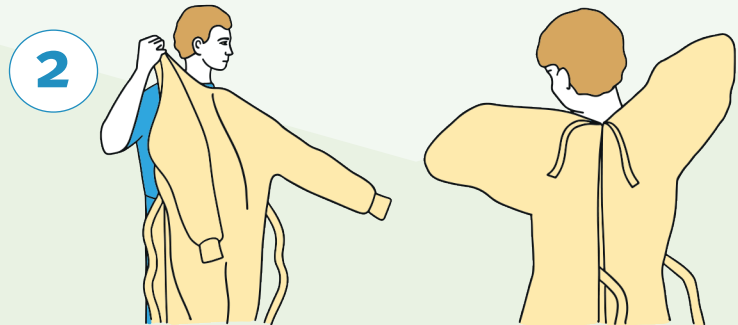
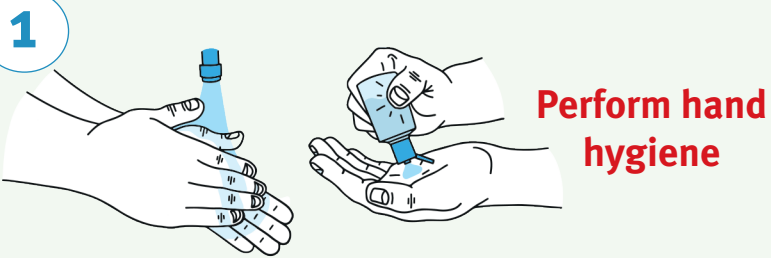


# Safe fitting and removal of PPE


## CORRECT PROCESS FOR FITTING PPE

**Maintain standard precautions when fitting and removing PPE**




**Put on apron or long-sleeved, preferably fluid-resistant gown**

- Apron may be used in situations where physical contact is minimal and there is little chance of body fluid splash.
- Fasten the back of the gown/apron at the neck and waist.



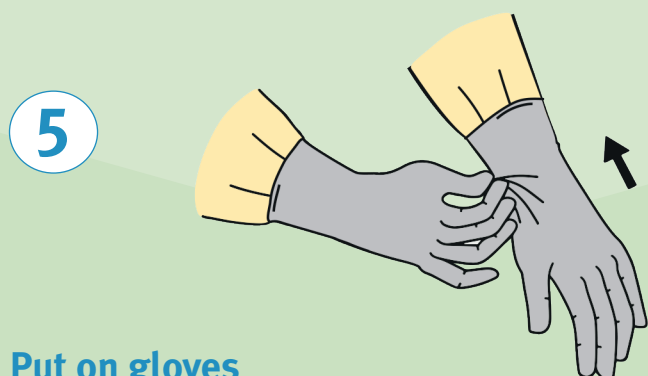
**Put on P2/N95 respirator**

- Secure elastic bands at the middle of the head and neck.
- Fit flexible band to nose bridge.
- Ensure mask is fitted snug to face and below the chin.
- For respirator use, perform a fit check according to manufacturer instructions.
- Please see poster "Principles of Fit Check for P2/N95 respirator"



**Put on protective eyewear/face shield**

- Place protective eyewear/face shield over eyes/face and adjust to fit.




**Put on gloves**

- Extend to cover wrist of long sleeved gown, if worn.

## CORRECT PROCESS FOR REMOVING PPE

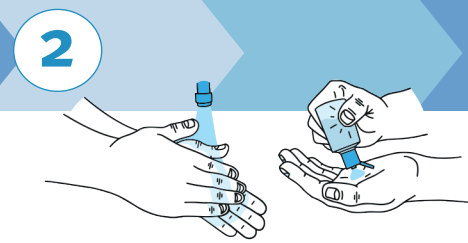
**IMPORTANT:**

**Only remove mask and protective eyewear/face shield after exiting the patient room**

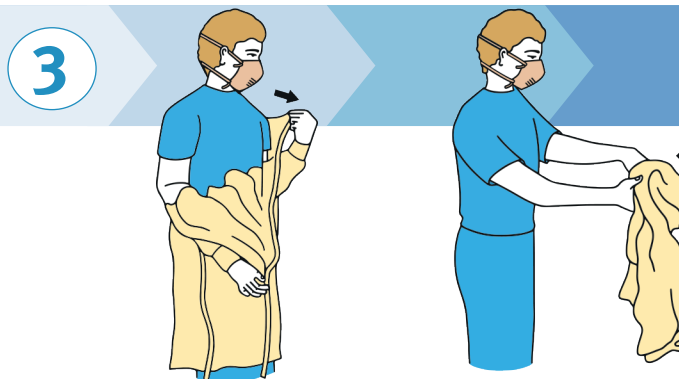


**Remove gloves**

- The outside of gloves is contaminated. Remove gloves being careful not to contaminate bare hands during glove removal
- Discard gloves into waste..

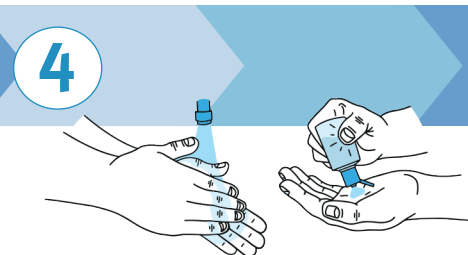


**Perform hand hygiene**




**Remove gown/apron**

- The gown sleeves and gown/apron front are contaminated. Untie or break fasteners and pull gown/apron away from body, touching the inside of the gown/apron only.
- Discard gown/apron into waste.

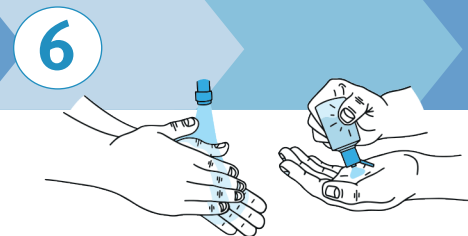


**Perform hand hygiene**



**Remove protective eyewear/face shield**

- The outside of protective eyewear/face shield is contaminated. Remove eyewear/face shield by tilting the head forward and lifting the head band or ear pieces. Avoid touching the front surface of the eyewear/face shield.
- Reusable items should be placed in a designated receptacle for reprocessing.
- Place disposable items into waste.

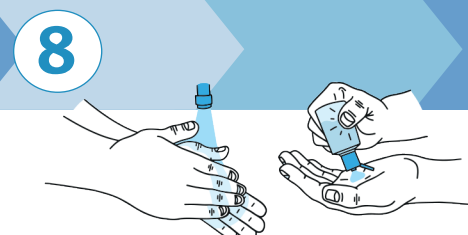


**Perform hand hygiene**



**Remove P2/N95 respirator**

- Do not touch the front of the P2/N95 respirator.
- Remove respirator by holding the elastic straps and remove without touching the front.
- Discard P2/N95 respirator into waste.



**Perform hand hygiene**