


Azimut 62 Survey Report




POWER BOAT	Azimut 62
HIN	[REDACTED]
DATE	[REDACTED]
REPORT NO.	984.73.MBSR.28.24



Sample do not copy

INDEX

Particulars	3
Scope of Survey	4
Recommendations	6
1. Hull.	8
2. Engines.	11
3. Interior.	14
4. Galley.	15
5. Parts & Accessories.	16
6. Electrical.	18
7. Navigation & Radio Equipment.	21
8. Toilet, Plumbing & Water System	22
9. Tanks	25
10. Safety Equipment	26
Measurements & Readings	28
Condition	29
Valuation	30
Surveyor's Certification	31
Photos	32

Report completed by	Hatem Salama	Date	11.06.24
Signature		ID Number	AVI 00325 IIMS : S1283
Person on whose behalf inspection carried out	Buyer : Mr. [REDACTED]		
Report summary seen by	Buyer : Mr. [REDACTED]	Date	11.06.24
Place of survey	[REDACTED]		
Type of survey	Condition and valuation survey		

Particulars :

Boat Name	[REDACTED]
HIN	[REDACTED]
Year	[REDACTED]
Official No. / Port Of Registry / Expiry Date	[REDACTED]
Registered Owner's Name	[REDACTED]
Length	65' 1"
Beam	16' 7"
Draft	4' 11"
Displacement	56,200 Lbs.
GRT / NRT	53.48 / 40.11
Boat Maker / Model	Azimut / 62
Engines maker/model/Type	MTU / M90 / Inboard
Hull Type / Material	Modified V shape / Fiberglass
Fuel Type	Diesel

SCOPE OF SURVEY

Acting at the request of Mr. [REDACTED], the buyer of power boat Azimut 62. The surveyor did attend onboard the Azimut 62. Condition and valuation survey was performed on 11th of June. 2024 from 11:30 AM to 02:30 PM at [REDACTED].

Out of the water and in water survey was conducted in order to determine the physical condition, estimated value of the vessel, boat's suitability and conformity with different standards as mandatory standards of (*Canada Shipping Act, CSA 2001., Small Vessel Regulations, Construction Standard For Small Vessels, Transport Canada*), and voluntary standards of (*American Boat And Yacht Council – ABYC, National Fire Protection Association - NFPA*). Mentioned regulations and standards have been used as guidelines in the conduct of this survey.

Boat's documents were not presented by owner at time of survey. Hull identification Number (HIN) [REDACTED] verified on hull. Boat's registration was verified from Transport Canada online vessels registration query system.

Hull, engine, electronics, cables, interior, galley, plumbing, parts & accessories, navigation, and safety equipment, all have been visually inspected as found at time of the survey without disassembly or removal of any parts, such as fittings, screwed or nailed boards, anchor, chain, fixed partitions, instruments, clothing, spare parts or miscellaneous materials in bilges and lockers, and or any other fixed or semi fixed items, unless advised and removed by owner or operator. Inaccessible areas also precluded inspection. Electronics were powered up only where applicable during the survey. No determination of stability characteristics or inherent structural integrity has been made.

This survey report represents the condition of the vessel on the above date, and is the unbiased opinion of the signed surveyor with no present or prospective interest in the vessel that is subject of this report, and I have no personal interest or bias with respect of the parties involved. It is not to be considered an inventory or a warranty either specified or implied.

This report should be considered as entire document. No single section is meant to be used except as part of the whole.

Note: During the survey engines were not started or loaded, and it is recommended and understood that MTU diesel engines and attached parts to be surveyed by a qualified marine engine mechanic to determine the comprehensive condition of the engine, gears, pumps, heat exchanger, etc.

Intended Users: This survey is prepared for the exclusive use of Mr. [REDACTED], who has requested it. This survey is not transferable to any other person or entity. The intended user of this report is the client and those lenders and underwriters considering financing or insuring this vessel for this client only.

STANDARD USED IN THIS SURVEY:

Mandatory Standards :

- Canada Shipping Act (CSA2001).
- The Small Vessel Regulations.
- Transport Canada.

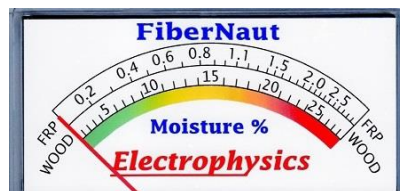
Standards adopted by Transport Canada :

- The American Boat And Yacht Council (ABYC).
- National Fire Protection Association NFPA 302: Fire Protection Standards For Pleasure And Commercial Motor Craft.

All have been used as guidelines in the conduct of this survey.

Transport Canada TP1332 and American Boat and Yacht Council (ABYC) standards where applicable. As of October 31, 2019, Transport Canada Marine Safety and Security (TCMSS) has published a policy on the acceptance of American Boat and Yacht Council (ABYC) standards in lieu of TP 1332 Construction Standards for Small Vessels. This policy is applicable to pleasure craft less than 24 meters and non-pleasure craft of not more than 15 gross tonnage constructed, manufactured, or rebuilt in, or imported into Canada.

Moisture Meter and Scale Used In This Survey



Recommendations

Sea Conquest Marine Surveys & Consultancy presents inspection findings as non-conformances, and recommendations in this regard.

Recommendations are given for information only for our client. Sea Conquest Marine Surveys & Consultancy believes that addressing the recommendations will provide a positive improvement in the boat's standard.


Below is a list of the non-conformances and recommendations raised following the inspection. Any observations made during the inspection process are noted to provide further information regarding the boat's status.


S.	Remarks	Recommendations
1	Propellers shafts are not protected with anticorrosion anode plates	Anode plates installation on shafts is advised for galvanic corrosion protection.
2	Hull grounding plates are rusted.	Hull grounding plates replacement is advised.
3	Propellers blades found to be shaved and bent at edges.	Propellers replacement is required.
4	Stern thruster propeller blades are shaved.	Stern thruster new propeller is advised.
5	Excessive play noticed in port side rudder.	Rudder shaft tie bar to be checked by marine mechanic and tightened up.
6	Underwater lights are nonoperational.	Underwater lights switch and wiring to be checked accordingly.
7	Delamination in swim platform quarters with high moisture levels and discoloration in gelcoat.	Fiberglass repairs required.
8	Poo caulking applies around engine ventilation housing, seen from outer hull.	New caulking and sealing advised.
9	Elevated moisture levels were obtained around multiple deck fittings and hardware.	Deck fittings re-bedding is advised.
10	Multiple vinyl seats are worn.	Upholstery repairs.
11	Search light is not operational properly.	Search light switch to be checked and replaced as required.
12	Galley faucet head is not available.	New galley faucet or hose head is required.
13	Water leak observed from water line joint in center bilge space.	Water line and joint repairs is required.
14	Minor water leak observed in gray water starboard side connection.	Connection to be tightened up and rechecked accordingly.
15	High water levels in forward bilge space.	Forward bilge cleaning.
16	Engine forward bilge pump is nonoperational.	Pump replacement with sufficient pump capacity is advised
17	Water pump in engine compartment is loose, and not secured properly.	Securing water pump is required.
18	Batteries in engine compartment, positive terminals are not protected with safety caps.	Covering the ungrounded battery terminal with an electrically nonconductive boot or shield. ABYC E-107.8.1
19	Multiple lead acid batteries is not secured in acid proof trays in engine compartment.	Batteries installation and securing in acid proof trays required. Provision shall be made to contain incidental leakage and spillage of electrolyte. ABYC E-10.7.2
20	Aft crew cabin toilet head is not connected or in service.	Connecting toilet and to be retested.


21	Aft crew cabin shower sump box is nonoperational.	Sump box pump wiring to be checked or replaced as required.
22	Aft deck starboard side mooring winch is nonoperational	
23	Safety equipment (See Section 10)	Safety equipment to be complete and valid as per Transport Canada requirements.

Sample do not copy

1. Hull & Exterior

1.1	General Hull Condition
<p>Mould construction fiberglass mono hull. white gelcoat above water line found to be smooth and fair in good condition with low moisture levels were obtained from above water line area, minor cosmetic scrapes observed in multiple spots in gelcoat.</p> <p>Black antifouling coat below water line in new condition, however signs of antifouling peeling and flaking present in multiple spots.</p> <p>Recommendation : Sanding the hull and application of new coat is advised.</p> <p>Hammer test carried out along the hull while found to be structurally sound, no indication of soft spots or delamination evident, moderate to high moisture readings were obtained from below water line where antifouling is applied, lower reading from paint flaked spots and inner hull.</p> <div data-bbox="290 646 1263 1014"></div> <div data-bbox="573 1024 1021 1108" style="text-align: center;"><p>Private info</p></div>	

1.2	Bow / Stem
<p>Bow area and stem line in good structural and cosmetic condition, Moderate to high moisture readings were obtained from below water line area.</p> <p>The top section of the stem is protected from anchor with stainless steel shield.</p> <div data-bbox="1175 1230 1349 1486"></div>	

1.3	Keel
<p>V shape keel in good condition, no indication of grounding or damage observed, with moderate moisture readings.</p> <p>Hammer test did not proof any delamination or soft spots.</p> <div data-bbox="1183 1606 1354 1858"></div>	

1.4 Transom And Swim Platform

Transom structurally sound, no indication of soft spots or dull sound evident.
High moisture levels were obtained from transom panel where antifouling is applied.




Moulded to the hull swim platform. Gelcoat discoloration and minor delamination detected in swim platform both quarters with high moisture levels.



1.5 Deck / Flooring

Antiskid FRP cored deck, Deck is in good general condition to the age of the boat, no soft spots or delamination evident.
Low moisture levels were mostly obtained from deck panel, higher readings detected around multiple deck fittings and hardware such as the accommodation vent and multiple cover snaps fittings on fly bridge skirt, and above port side window.
Fly bridge deck moisture readings were mostly low, elevated moisture levels toward the aft fly bridge deck fittings.



Recommendation : Deck fittings and hardware re-bedding is advised.

Marine teak strips laid on aft deck and swim platform hammer, hammer test did not proof voids or gaps between teak and underflooring, teak strips caulking in good condition.
The teak strips surface is marginally washed and scrubbed, maintenance is advised.

1.6 Stringers / Bulkheads / Frames

Hull and engine support stringers inspected from where is accessible. Engine room consist of longitudinal encapsulated stringers.
Hammer test carried out found structurally sound with low to moderate moisture levels obtained from stringers.

1.7 Rails / Pulpit


Stainless steel rails, stanchions, and pulpit in serviceable condition.



1.8	Drains / Scuppers
<p>Aft deck self-bailing drain lines visually inspected. Starboard side deck scupper is missing cover. Drain lines cleaning is advised.</p>	
1.9	Mooring Bitts / Cleats / Pad Eyes
<p>Stainless steel modern cleats on deck. 2 electric mooring drums in aft deck quarters, starboard side winch found to be non operational.</p>	
1.10	Port Holes / Windows
<p>Port holes and fixed side windows in accommodation space, seals and framing in good condition. Elevated moisture levels were obtained from top of starboard side window, to be monitored and resealed as required.</p>	
1.11	Hatch Covers
<p>Hatch cover on top of accommodation space, seals and locks in good visual condition.</p>	




Sample do not copy

2. Engines

No. Of Engines	2
KW / HP	901 HP
Make	MTU
Model	8V2000M40-M90
Type	Inboard
Serial Numbers	Not verified.
Hours	Not verified.

2.1	General Engine Condition
	<p>Twin MTU M90, 8 cylinders, turbo charged marine diesel engines. Engines were not started or loaded at the time of survey. Recommendation: Engines and attached parts to be inspected by qualified marine mechanic to determine the comprehensive condition of the engines.</p> <div style="display: flex; justify-content: space-around;">  </div>
2.2	Transmission
	<p>Twin ZF 350 direct drive transmission. Gear ratio 2.077 Starboard side serial No. : 20031081 Port side serial No. : 20031080 Each transmission is equipped with ZF Clear Command electronic control system. Transmission not tested.</p>
2.3	Cooling System
	<p>The engines are water cooled thermostatically fresh water is in turn cooled by raw water in a heat exchanger. Not tested.</p>
2.4	Engine Exhaust / Exhaust Pipe / Clamps
	<p>Water cooled exhaust manifold and turbocharger. Exhaust hoses are double clamped on ends.</p>

2.5	Fuel Lines
Fuel filling hoses are not accessible.	
2.6	Bilge Spaces
<p>Unclean and high water levels in forward bilge space. Unclean engine bilge spaces. Recommendation : Bilge spaces cleaning is advised.</p>	
2.7	Engine Lever / Controls / Cables
ZF engines electric controls.	
2.8	Engine Mounts
<p>2 adjustable engine mounts on each side of engine, bolted in engine stringers. Mounts appear in serviceable condition.</p>	
2.9	Ventilation Power Ventilation / Natural Ventilation
Electric blower in engine compartment in serviceable condition.	
2.10	Filters
<p>Unidentical fuel filters, last replaced in 2018. Racor and Parker filters and diesel/water separator in engine compartment. Recommendation : Filters to be changed as per manufactural maintenance plan is advised.</p>	
2.11	Stuffing Boxes / Shaft Seals
<p>Dripless type shaft seals, rubber bellows and stainless steel clamps appear in good and clean visual condition, no indication of water dripping observed. Recommendation : Shaft seals to be monitored and checked frequently for water tight integrity.</p> <div style="display: flex; justify-content: center; gap: 20px;">   </div>	

2.12	Propellers
	<p>2 bronze 4 blades fixed propellers. Right handed prop at starboard side. Left handed prop at port side. Propellers blades edges are shaved and bent due to grounding or contact with hard object. Recommendation : Propellers replacement is advised.</p> 
2.13	Bow Thruster
	<p>Max Power 24V electric tunnel bow thruster. Not tested.</p>
2.14	Stern Thruster
	<p>Max Power external transom mount 24V electric stern thruster, not tested. Stern thruster plastic blades are shaved and chipped at edges; replacement advised.</p> 
2.15	Anti Corrosion Anode Plates
	<p>Propeller shafts are not protected with anode plates. Recommendation : Anode plates installation is advised for galvanic corrosion protection.</p>
2.16	Rudders
	<p>2 spade type metal rudders. Excessive play noticed in port side rudder. Recommendation : Rudder's shaft tie bars and bearings to be checked by marine mechanic.</p> 
2.17	Steering System
	<p>Hydraulic steering system, tie bars and hydraulic cylinder not inspected. Recommendation : Steering system to be checked and tested by marine mechanic.</p>

3. Interior

3.1	Interior
<p>Modern wooden finish interior</p> <p>Accommodation space consists of 3 cabin concept, separate V berth cabin, and cabins in starboard side forward of midship, center master cabin, and aft crew cabin.</p> <p>4 toilet spaces, one toilet at forward V berth and toilet at port side , and master cabin toilet and 4th toilet space in aft crew cabin.</p> <p>Galley is located at port side and seating area at of accommodation space entrance.</p> <p>Interior in typical condition of the boat, mostly in good condition.</p> <p>Non OEM side panels vinyl on walls poorly installed, and signs of water damage observed in entrance wood flooring.</p> <div data-bbox="711 661 1328 1123"></div> <div data-bbox="414 1129 860 1470"></div> <div data-bbox="880 1129 1347 1480"></div> <p>Wear present in multiple deck exterior vinyl seats. General maintenance and new upholstery is advised.</p> <div data-bbox="917 1501 1347 1816"></div>	

4. Galley

4.1	Stove
	Schott Ceran electric 4 hotplates with analog controls in galley space, tested. One analog control is missing.
4.2	Sink / Faucets
	Vanity double sink and water hose is missing head. Drain hoses and fittings in good and clean visual condition, no indication of water leak or damage observed.
4.3	Microwave
	GE microwave in galley space, powered up only.
4.4	Refrigerator / Freezer
	Avanti refrigerator in galley space in serviceable condition.
4.5	Type & Source Of Energy
	Stove safety reset switch on AC panel not verified. Microwave safety reset switch on AC panel available.

5. Parts And Accessories

5.1	Fenders
	Multiple proper size fenders available.
5.2	Anchor / Windlass
	Rocna 10 delta type anchor mounted on anchor roller on bow. Lofrans electric vertical anchor windlass in bow in serviceable condition.
5.3	Mooring Ropes
	Multiple mooring lines in serviceable condition.
5.4	Ladder
	Stainless steel folding ladder mounted on swim platform. Ladder securing strap is broken.
5.5	Radar Arch
	Radar arch on top of fly bridge in good visual condition.
5.6	Trim Tabs
	Boat is equipped with trim tabs tested.
5.7	Sound System / CD Player / TV
	Fusion marine multimedia player on upper helm station, powered up only. Samsung flat screen TV in salon, not tested. Supersonic flat screen TV in V berth, not tested. Supersonic flat screen TV in small cabin, not tested. Samsung flat screen TV in master cabin, not tested.
5.8	Search Light
	Jabsco remotely controlled search light not functioning properly. Control switch is not turning light.

5.9	Air Conditioners
<p>Boat is equipped with 4 Cruiseair marine air conditioners, 3 were powered up during the survey.</p> <p>Recommendation: Air conditioners to be inspected by qualified air conditioner technician.</p>	
5.10	Washing Machine
<p>GE Spacemaker Laundry washing machine and dryer, not tested.</p>	
5.11	Camera
<p>Screen camera on helm station, not tested.</p>	
5.12	Underwater lights
<p>Underwater lights are nonoperational.</p>	

6. Electrical

6.1	AC Power System
	<p>220V/ 50 AMPS AC power system, source through shore power or AC generator.</p> <p>original AC power distribution panel equipped with AC powered equipment and circuits safety reset switch.</p> <p>Source of power safety selector switch available in aft deck allows power from shoreline or generator.</p> <p>AC power main double pole main circuit breaker is available at shore power inlet.</p> <p>AC power system randomly tested.</p> <p>AC panel typically European style, not equipped with main circuit breaker and reversed polarity indicator.</p> <p>Recommendation : Main circuit breaker and reversed polarity indicator is required as per ABYC standards.</p>
6.2	DC Power System
	<p>12V and 24V DC systems, power source from battery banks.</p> <p>Original DC power distribution panel equipped with DC Systems, DC equipment and accessories safety reset switches available.</p> <p>DC system randomly tested.</p> <p>Separate DC accessories fuse switch boards available in engine compartment.</p>
6.3	Batteries
	<p>4 X 12V sealed batteries connected in series and parallel. 12 V generator cranking battery.</p> <p>Batteries positive terminals are not protected with safety caps.</p> <p>Poor wiring configuration on batteries, proper wiring rearrangement and housekeeping is advised.</p> <p>4 X 6 V lead acid batteries connected in series and parallel secured in acid proof trays.</p> <p>Batteries positive terminals are not protected with safety caps.</p>



6.4	Battery Chargers
<p>Boat is equipped with 2 battery chargers 12AV and 24V. Newmar 24V / 95 amps marine battery charger. AC power supply overcurrent protection available through safety reset switch on AC power panel. DC overcurrent protection not verified between charger and batteries.</p> <p>Renogy model R-INVT-PCL1-20111S 12V battery charger/inverter unit. Power inverter is not connected. DC overcurrent protection 250 amps fuse available between charger/inverter and 6 V batteries bank.</p> <p>Victron Energy Orion DC/DC 24/12 V converter available.</p>	
6.5	Batteries Switches
<p>3 solenoid battery isolation switches in aft deck for generator battery, starring battery, and DC system.</p>	
6.6	Generator
<p>Kohler marine AC diesel generator Serial No. : Not verified. Output : not verified. Hours : 241 Generator was started and loaded during survey. Recommendation: Generator to be inspected by qualified marine mechanic to determine the comprehensive condition of the generator.</p>	
6.7	Electrical outlets / GFCIs
<p>Vessel is equipped with multiple outlet circuits protected with GFCI. Polarity and GFCIs tested.</p>	
6.8	Power Shore Connection Insulated / Blades / Condition / Marking
<p>50 AMPS shore power cable on drum in serviceable condition. Electric drum tested. Shore power line is protected with local double pole shore line circuit breaker in serviceable condition.</p>	

6.9	Ground Bonding System
Ground bonding system available on metal parts in engine compartment. Hull grounding plates are rusted, replacement is advised.	
6.10	Transformers
Boat is equipped with Charles Marine Isolation Power transformer, not tested.	
6.11	Interior Lights
Interior DC spotlights randomly tested, in operational condition. Multiple lights were non operational.	

Recommendation : It's advised that electric systems to be inspected by qualified marine electrician to determine the comprehensive condition of power panel, wiring, transformers and overcurrent protections.

7. Navigation & Radio Equipment

7.1	Navigation Lights
	Side navigation lights in operational condition. Mast light, stern and anchor white lights are operational.
7.2	Navigation System
	Garmin GPSmap SX chart plotter on upper helm station, powered up only. Garmin GPSmap SX chart plotter on lower helm station, powered up only.
7.3	Magnetic Compass
	Ritchie flush mount magnetic compasses on lower helm station.
7.4	Depth Finder / Speed Panel
	Ramarine ST60 Multi panel on upper helm station, not tested. Raymarine ST60 Tridata, speed and depth finder panel on lower helm station, powered up only.
7.5	VHF / Radios
	Icom IC-M506 marine VHF with DSC capability on upper helm station, powered up only. Some wiring are detached.
7.6	Radar
	Simrad old model radar panel on lower helm station, powered up only. System is obsolete, replacement is advised.
7.7	Auto Pilot
	Raymarine ST6001+ auto pilot panel on each helm station, powered up only. Screens are faded, replacement is advised.
7.8	Horn / Sound Signal
	Electric horn operational. Air horn bottle available.

8. Toilet, Plumbing & Water System

8.1	Starboard Forward Toilet
	Vaculflush marine toilet in operational condition. Vanity sink and stainless steel water faucet and shower in serviceable condition. Water, drain lines and fittings in good condition.
8.2	Port side Toilet
	Electric marine toilet in operational condition. Vanity sink and stainless steel water faucet in serviceable condition. Water, drain lines and fittings in good condition.
8.3	Master cabin Toilet
	Vaculflush marine toilet in operational condition. Vanity sink and stainless steel water faucet and shower in serviceable condition. Water, drain lines and fittings in good condition.
8.4	Crew cabin Toilet
	Vaculflush marine toilet is disconnected. Sink and faucet with shower head tested, in serviceable condition.
8.5	Sump Boxes / Pumps
	Gray water tank in V berth is equipped with SPXFLO sump pump in serviceable condition. Sump box equipped with Rule 800 gallons per hour sump pump located in center bilge space, forward of master cabin, not tested. Shower sump box equipped with shower pump in master cabin toilet, in serviceable condition, pump is too noisy, replacement is advised. Shower sump box equipped with Rule 800 gallons per hour shower sump pump, in nonoperational condition.

8.6	Fresh Water Pump
<p>SPXFLO freshwater pump in engine compartment in serviceable condition. Water pump is loose and not properly secured in position.</p>	
8.7	Bilge Pumps
<p>Forward bilge space in forward accommodation cabin electric bilge pump, model and capacity not verified, in serviceable condition.</p> <p>Rule electric bilge pump in forward engine bilge space, powered up while no water suction or pumping out. Pump replacement is advised.</p> <p>Johnson 1600 gallon per hour bilge pump connected to automatic floating switch in aft engine compartment bilge space, in serviceable condition. Float switch is loose, to be secured in position accordingly.</p> <p>Recommendation : Higher capacity bilge pumps are advised.</p>	
8.8	Piping system
<p>Fresh water poly lines and connections seen only from where is accessible. A water leak observed in water line connection, seen from center bilge space forward of waste tank.</p>	
8.9	Water Heater Tank
<p>Stainless steel water heart tank in midship compartment port side of waste holding tanks. Model and capacity not verified while found in serviceable condition during the survey.</p>	


2 engines water cooling intake metal ball valve seacocks with built in water strainers are in serviceable condition.

Air conditioner water intake bronze seacock valve in serviceable condition.

Generator water cooling intake bronze ball valve seacock in serviceable condition.

Water intake ball valve bronze ball valve seacock in forward cabin bilge space in serviceable condition.

Note : Oxidation applies on bronze seacock valves. Maintenance is advised.



Electronic sensors below water line thru hull visually inspected.





Forward engine compartment sensor was partly submerged in bilge water.

Speed impeller thru hull sensor backing plate is molded, replacement is advised.



Recommendation: Seacock valves tested by turning only. Seacock valves and thru hull openings to be retested and inspected in water frequently to confirm watertight integrity.

9. Tanks

9.1	Fuel Tanks
<p>2 aluminum fuel tanks, one is located in each side of engine compartment. Tanks and tank's fittings not accessible. Each tank is equipped with quick shut off ball valve tested.</p>	
9.2	Fresh Water Tank
<p>980 Liters aluminum fresh water tank located in forward bilge space. Tank's hoses and fittings not accessible for visual inspection.</p> 	
9.3	Waste Holding Tanks
<p>2 X poly waste holding tanks located in midship bilge Compartment seen from where is accessible. Tanks hoses and fittings in good visual condition.</p>   <p>Vacuflush waste temporary poly tanks hoses and fittings in good visual condition.</p> <p>Note : Waste holding tanks are equipped with overboard discharge lines. Recommendation : Overboard waste discharge lines are required to be locked as per Transport Canada requirements.</p>	
9.4	Fresh Water Tank
<p>Poly gray water tank located in forward cabin bilge space, serving the 2 forward toilets. Signs of minor water leak observed from tank fitting at starboard side.</p> 	

Note : Tanks and tanks fittings were subject to visual inspection only, tanks were not pressurized or tested during the survey.

10. Safety Equipment

10.1	Life Jackets / Approvals
	Multiple life jackets available. Some life jackets are not TC approved.
10.2	Pyrotechnics
	3 hand flares expiry in 2028 3 flare gun flares expiry in 2028 Smoke signal is expired.
10.3	Life Buoy
	3 X 24" lifebuoys available. Recommendation : lifeline to be attached to each lifebuoy as per Transport Canada standards.
10.4	Watertight Search Light
	Available.
10.5	Life Raft
	Revere life raft. Model and capacity not verified, next inspection date 06/24.
10.6	Fire Extinguishers
	4 Portable fire extinguishers class ABC were sighted. Recommendation : Boat is required to carry 6 Canadian type approved portable fire extinguishers.
10.7	Fixed Fire Fighting System
	Seafire FM200 automatic/manual fixed fire suppression system in engine compartment, Last annual inspection in June 2024.
10.8	Fire Axe
	Not available. Recommendation : Fire axe is required.

10.9	Fire Buckets
<p>1 fire bucket available. Recommendation : 2 type approved fire buckets are required.</p>	
10.10	Carbon Monoxide Detector
<p>Safe T Alert battery operate CO detector in crew cabin. Recommendation : CO2 detector is required in each cabin on all boats as per ABYC standards.</p>	
10.11	Smoke Detector
<p>Smoke detector is not available. Recommendation : Smoke detector is required for boats more than 26 ft with sleeping spaces as per NFPA standards.</p>	
10.12	Radar Reflector
<p>Not available.</p>	

Measurements & Readings

	Item	Location	Reading	Remarks
1	Moisture	Starboard	High	Below Water Line
2	Moisture	Port	High	Below Water Line
3	Moisture	Transom	High	Below Water Line
4	Moisture	Bow area	Moderate/high	Below Water Line
5	Moisture	Starboard quarter	High	Below Water Line
6	Moisture	Port quarter	High	Below Water Line
7	Moisture	Keel	High	Below Water Line
8	Moisture	Hull	Low	Above water line
9	Moisture	Deck	Low	High readings around multiple deck fittings, and canvas cover snaps.
11	Moisture	Swim platform	Low	High readings at quarters.



Transom



Bow area



Midship area



Deck readings



Deck fittings



Swim Platform quarters

Note : Moisture meters readings on a fiberglass are only indicators, surface coating and antifouling bottom paint may greatly affect the readings.

CONDITION

STATEMENT OF OVERALL VESSEL RATING OF CONDITION

It is the surveyor's experience that develops an opinion of the overall vessel rating of condition after complete survey has been performed and the findings organized in a logical manner.

The following is the accepted marine grading system of condition:

- **EXCELLENT (BRISTOL) CONDITION**
Is the vessel that is maintained in mint or Bristol fashion-usually better than factory new-loaded with extras- a rarity.
- **ABOVE AVERAGE CONDITION**
Has had above average care and is equipped with extra electrical and electrical gear.
- **AVERAGE CONDITION**
Ready for sale requiring no additional work and normally equipped for her size.
- **FAIR CONDITION**
Requires usual maintenance to prepare for sale.
- **POOR CONDITION**
Substantial yard work required and devoid of extras.
- **RESTORABLE CONDITION**
Enough of hull and engine exists to restore the boat to usable condition.

As a result of my inspection, as shown in the **systems** and **finding & recommendations** section, my opinion is

OVERALL VESSEL RATING : 


SURVEYORS CERTIFICATION

I certify that, to the best of my knowledge and belief:

- The statements of the fact contained in this report are true and correct.
- The report analyses, opinions, and conclusions are limited only by the reported assumptions and limiting conditions, and are of my personal, unbiased professional analyses, opinions and conclusion.
- I have no present or prospective interest in the vessel that is the subject of this report, and I have no personal interest or bias with respect of the parties involved.
- My compensation is not contingent upon the reporting of a predetermined value or direction in value that favors the cause of the client, the amount of the value estimate, the attainment of stipulate results, or the occurrence of a subsequent event.
- I have made a personal inspection of the vessel that is subject of this report.

This report is submitted in good faith without prejudice.

Attending Surveyor



..... Dated 16.06.24

Hatem Salama.

eCMID Accredited Vessel Inspector, AVI00325.
Member of The International Institute of Marine Surveying, IIMS Canada.
Member of The International Institute of Marine Surveying, IIMS UK.
Member of The Nautical Institute, FNI.
Member of The American Boat and Yacht Council ABYC.
Member of The Canadian Board of Marine Underwriters.
Member of the international Association of Marine Investigators.
Member of the Yacht Designers & Surveyors Association (YDSA).
Transport Canada appointed vessels tonnage measurer.
Former Master Mariner Unlimited.
ISO QMS Auditor/Lead Auditor.

Photos

Private info

