

Del Norte Healthcare District  
Board of Directors Meeting

Agendized  
Board Packet

Tuesday April 28, 2026

**April**  
**3/18/2026 – 4/22/2026**

**4A**

| <u>DATE</u>  | <u>NAME</u>             | <u>DESCRIPTION</u>               | <u>CK#</u> | <u>AMOUNT</u>    |
|--------------|-------------------------|----------------------------------|------------|------------------|
| 3/18         | McMillan & Mayle        | Inv. 411 February service        | 11120      | 1020.00          |
| 3/19         | Charter                 | monthly service                  | EFT        | 193.41           |
| 3/23         | CCWD                    | 510 location                     | 11121      | 62.09            |
| 3/23         | CCWD                    | 550 & garden                     | 11122      | 413.72           |
| 3/23         | Community Development   | Sewer user fees 550 & 510        | 11123      | 1397.25          |
| 3/23         | Pacific Power           | 510 location                     | 11124      | 866.09           |
| 3/23         | Pacific Power           | 550 location                     | 11125      | 3563.27          |
| 3/24         | Fence Solutions         | fence repair                     | 11126      | 275.00           |
| 3/24         | T-Mobile                | Feb. service                     | 11127      | 96.66            |
| 3/24         | NGI                     | 510 lighting update              | 11128      | 2652.87          |
| 3/26         | Blue Star Gas           | Inv. 631325                      | EFT        | 2179.93          |
| 3/26         | City of Crescent City   | Inv. 7165348 Jan. lessons        | 11129      | 1713.00          |
| 3/26         | City of Crescent City   | Inv. 7165346, 7165347            | 11130      | 2025.00          |
| 3/26         | City of Crescent City   | Inv. 7165349 Jan. Senior         | 11131      | 4000.00          |
| 3/26         | City of Crescent City   | Inv. 7165350 Feb. Senior         | 11132      | 3950.00          |
| 3/30         | Doris Hendricks         | March Payroll                    | EFT        | 1574.09          |
| 3/30         | U.S. Treasury           | payroll taxes                    | EFT        | 363.61           |
| 3/30         | Edward Jones            | SEP IRA contributions            | 11133      | 450.00           |
| 4/1          | Katie Wheeler           | April service                    | EFT        | 200.00           |
| 4/1          | CalPers                 | April Premium                    | EFT        | 3654.37          |
| 4/2          | Wen-Cor                 | March service                    | 11134      | 300.00           |
| 4/6          | Shellie Babich          | Dental reimbursement             | 11135      | 540.00           |
| 4/7          | Woods Plumbing          | Backflow device insp.            | 11136      | 390.00           |
| 4/7          | Northridge Elec.        | Inv. 22152                       | 11137      | 256.00           |
| 4/7          | Del Norte Office Supply | Inv. 753740                      | 11138      | 43.84            |
| 4/8          | Tri Counties Bank       | Credit Card                      | 11139      | 1904.76          |
|              |                         | Constant Contact                 | 110.00     |                  |
|              |                         | Microsoft monthly                | 43.20      |                  |
|              |                         | CSDA                             | 95.00      |                  |
|              |                         | 1 <sup>st</sup> service plumbing | 763.21     |                  |
|              |                         | Airmed Care                      | 680.00     |                  |
|              |                         | Zoom                             | 169.90     |                  |
|              |                         | Walmart                          | 43.45      |                  |
| 4/15         | Spectrum                | monthly                          | EFT        | 193.41           |
| 4/15         | McMillan & Mayle        | March Service                    | 11140      | 1020.00          |
| 4/15         | DNSWMA                  | Sharps                           | 11141      | 75.00            |
| 4/17         | Blue Star Gas           | Tank rental                      | EFT        | 129.89           |
| 4/17         | NGI                     | light bulb recycling             | 11142      | 294.45           |
| 4/20         | Pacific Power           | 550                              | 11143      | 3314.56          |
| 4/20         | Pacific Power           | 510                              | 11144      | 488.23           |
| 4/21         | CCWD                    | 550 & garden                     | 11145      | 304.10           |
| 4/21         | CCWD                    | 510                              | 11146      | 62.09            |
| 4/21         | Shellie Babich          | D/V/RX reimbursement             | 11147      | <u>330.00</u>    |
| <b>TOTAL</b> |                         |                                  |            | <b>40,296.69</b> |

46.

**Del Norte Healthcare District  
Financial Report  
March 31, 2026**

| ACCOUNT                                   | March 1, 2026       |              | March 31, 2026      |
|---|---------------------|--------------|---------------------|
|   | BK./Inv. Acct. Bal. | Note Payable | 45,991.00           |
| LAIF (Investment Account)                 | 3,946,374.18        |              | 3,946,374.18        |
| Tri Counties- Bus. Cking. Acct.           | 104,856.00          |              | 63,157.73           |
| Tri Counties - Money Mkt. (holding) Acct. | 243,366.58          |              | 243,368.51          |
| Tri Counties- W.C. USDA Auto Pay          | 0.00                | closed acct. | 0.00                |
| <b>TOTAL BK./INV. ACCT BALANCES</b>       | <b>4,294,596.76</b> | <b>0.00</b>  | <b>4,252,900.42</b> |

| BUDGET CATEGORY<br>INCOME           | Anticipated<br>Income | Income Received<br>To Date | Remaining/(Surplus)<br>Anticipated Income |
|-------------------------------------|-----------------------|----------------------------|---|
| Interest LAIF & bank Accts          | 140,000.00            | 125,352.21                 | 14,647.79                                 |
| Tax Receipts                        | 765,000.00            | 478,817.79                 | 286,182.21                                |
| Rent (Open Door \$ 10250.00)        | 123,000.00            | 102,500.00                 | 20,500.00                                 |
| DHHS Lease (\$6800.00)              | 0.00                  |                            | 0.00                                      |
| Utility Reimbursement 80%           | 72,000.00             | 42,700.90                  | 29,299.10                                 |
| Insurance Reimbursement Pers-D/V/RX | 1,000.00              | 150.00                     | 850.00                                    |
| Miscellaneous Income                | 1,000.00              | 14,008.11                  | -13,008.11                                |
| <b>Sub-Total</b>                    | <b>1,102,000.00</b>   | <b>763,529.01</b>          | <b>338,470.99</b>                         |
| <b>TOTAL AVAILABLE RESOURCES</b>    | <b>1,102,000.00</b>   | <b>763,529.01</b>          | <b>338,470.99</b>                         |

| EXPENDITURES                              | Annual Budget     | Paid to Date     | Budget Amt. Available |
|---|-------------------|------------------|-----------------------|
| <i>Personnel Expenses</i>                 |                   |                  |                       |
| Payroll                                   | 24,000.00         | 14,008.61        | 9,991.39              |
| General Benefits/SSI/EDD/WC               | 14,000.00         | 7,323.16         | 6,676.84              |
| Cal Pers                                  | 45,000.00         | 32,693.16        | 12,306.84             |
| Dental, Vision, RX                        | 30,000.00         | 6,288.36         | 23,711.64             |
| Past Board Health Benefits                | 15,000.00         | 7,909.40         | 7,090.60              |
| <b>TOTAL PERSONNEL EXPENSES</b>           | <b>128,000.00</b> | <b>68,222.69</b> | <b>59,777.31</b>      |
| <i>Operating Expenses</i>                 |                   |                  |                       |
| Pacific Power                             | 42,500.00         | 36,908.80        | 5,591.20              |
| Blue Star Gas                             | 32,500.00         | 17,829.09        | 14,670.91             |
| Crescent City W & S                       | 21,000.00         | 5,674.33         | 15,325.67             |
| Telephone & Internet                      | 6,000.00          | 2,376.63         | 3,623.37              |
| Office Supplies and Expenses              | 4,000.00          | 3,038.25         | 961.75                |
| Training & Education                      | 3,000.00          |                  | 3,000.00              |
| Memberships                               | 4,000.00          | 3,632.00         | 368.00                |
| <b>TOTAL UTILITIES AND OFFICE EXPENSE</b> | <b>113,000.00</b> | <b>69,459.10</b> | <b>43,540.90</b>      |
| <i>Professional Services Expenses</i>     |                   |                  |                       |
| Legal                                     | 10,000.00         |                  | 10,000.00             |
| Accounting                                | 20,000.00         | 13,695.00        | 6,305.00              |
| Election Expense                          |                   |                  |                       |
| Insurance                                 | 28,000.00         | 27,839.18        | 160.82                |
| Other Professional                        | 5,000.00          | 1,028.70         | 3,971.30              |
| <b>TOTAL PROFESSIONAL EXPENSE</b>         | <b>63,000.00</b>  | <b>42,562.88</b> | <b>20,437.12</b>      |

**DEL NORTE HEALTHCARE DISTRICT  
MONTHLY FINANCIAL REPORT PAGE 2  
31-Mar-26**

| <b>Budget Category</b>                        | <b>Annual Budget</b> | <b>Paid to date</b> | <b>Budget Amt. Available</b> |
|---|----------------------|---------------------|------------------------------|
| <b>Building Maintenance</b>                   |                      |                     |                              |
| Materials & Supplies                          | 10,000.00            |                     | 10,000.00                    |
| Grounds Keeping                               | 15,000.00            | 9,180.00            | 5,820.00                     |
| Maintenance Services                          | 25,000.00            | 10,875.50           | 14,124.50                    |
| <b>TOTAL BUILDING MAINTENANCE</b>             | <b>50,000.00</b>     | <b>20,055.50</b>    | <b>29,944.50</b>             |
| <b>Contributions</b>                          |                      |                     |                              |
| High School Scholarship (\$500.00 x 4)        | 2,000.00             |                     | 2,000.00                     |
| Childcare Scholarship                         | 5,000.00             |                     | 5,000.00                     |
| CR Nursing Scholarship                        | 10,000.00            | 10,000.00           | 0.00                         |
| Grad Night Safety Program                     | 500.00               |                     | 500.00                       |
| Sharps Containers                             | 500.00               | 225.00              | 275.00                       |
| Food Hub Operations                           | 24,000.00            | 20,000.00           | 4,000.00                     |
| Non-Emergency Transport                       | 10,000.00            |                     | 10,000.00                    |
| Gateway Education                             | 51,000.00            |                     | 51,000.00                    |
| Swim Lessons                                  | 41,000.00            | 10,106.00           | 30,894.00                    |
| Senior Swim Passes                            | 48,000.00            | 36,150.00           | 11,850.00                    |
| Public Swim Project                           | 13,000.00            | 8,550.00            | 4,450.00                     |
| Coastal Hospice                               | 150,000.00           | 150,000.00          | 0.00                         |
| Emergency Food Project                        | 32,000.00            | 32,000.00           | 0.00                         |
| CR development                                | 59,000.00            | 59,000.00           | 0.00                         |
| <b>TOTAL CONTRIBUTIONS</b>                    | <b>446,000.00</b>    | <b>526,051.00</b>   | <b>119,969.00</b>            |
| <b>Projects</b>                               |                      |                     |                              |
| Beachfront Exercise Loop Stations             | 50,000.00            | 48,150.50           | 1,849.50                     |
| Kids Town hard surface                        | 50,000.00            |                     | 50,000.00                    |
| Local Medical Transportation                  | 10,000.00            |                     | 10,000.00                    |
| Recruitment & Retention                       | 50,000.00            |                     | 50,000.00                    |
| Swim Club Equipment                           | 51,000.00            |                     | 51,000.00                    |
| Blueberry Legacy                              | 5,000.00             |                     | 5,000.00                     |
| <b>TOTAL PROJECTS</b>                         | <b>216,000.00</b>    | <b>48,150.50</b>    | <b>167,849.50</b>            |
| <b>Building Repairs</b>                       |                      |                     |                              |
| 510 E. Washington                             | 35,000.00            | 34,583.85           | 416.15                       |
| 510 Roof                                      | 60,000.00            | 3,302.87            | 56,697.13                    |
| Open Door                                     | 40,000.00            | 0.00                | 40,000.00                    |
| <b>TOTAL REPAIRS</b>                          | <b>135,000.00</b>    | <b>37,886.72</b>    | <b>97,113.28</b>             |
| <b>TOTAL OPERATING EXPENSES</b>               | <b>1,151,000.00</b>  | <b>612,368.39</b>   | <b>538,631.61</b>            |
| <b>CAPITAL EXPENSES</b>                       |                      |                     |                              |
| Fixed Assets                                  | 0.00                 |                     | 0.00                         |
| <b>TOTAL CAPITAL EXPENSES</b>                 | <b>0.00</b>          |                     | <b>0.00</b>                  |
| <b>TOTAL OPERATING &amp; CAPITAL EXPENSES</b> | <b>1,151,000.00</b>  | <b>612,368.39</b>   | <b>538,631.61</b>            |
| CONTINGENCY FUND                              | 0.00                 |                     | 0.00                         |
| <b>TOTAL OPERATING EXPENDITURES</b>           | <b>1,151,000.00</b>  | <b>612,368.39</b>   | <b>538,631.61</b>            |
| <b>TOTAL ANTICIPATED INCOME</b>               | <b>1,102,000.00</b>  |                     | <b>1,102,000.00</b>          |
| <b>MINUS OPERATING EXPENDITURES</b>           | <b>1,151,000.00</b>  |                     | <b>1,151,000.00</b>          |
| <b>SURPLUS</b>                                | <b>-49,000.00</b>    |                     |                              |

**Minutes of the Regular Board Meeting  
Del Norte Healthcare District  
March 24, 2026 @ 5:30 p.m.**

Regular Meeting

1. **CALL TO ORDER:** Meeting called to order at 5:35 p.m.
2. **ROLL CALL :**  
Present: Directors Pearcey & Mason. Vice Chair/Treasurer Babich and Chair Caldwell.  
Absent: Mike Young
3. **PUBLIC COMMENT:** Chair Caldwell took this time to announce the passing of Director Mike Young. In attendance was Mike's wife and children. Some very kind words were spoken about Mike Young by Chair Caldwell, Eric Wier, Dr. Christie and Andrea Lanctot.
4. **CONSENT CALENDAR:**
  - a. Ratification of invoices paid from 2/19/2026 – 3/18/2026
  - b. Approval of financial report for February 2026.

Director Babich made a motion to approve the consent calendar. Director Pearcey seconded the motion.  
Motion passed 4 – 0.
5. **REVIEW/POSSIBLE REVISION AND APPROVAL OF THE MINUTES FROM THE FEBRUARY 24, 2026, MEETING.**

Director Pearcey made a motion to approve the minutes as written. Vice-Chair Babich seconded the motion.  
Motion passed 4 – 0.
6. **COMMUNICATIONS:**
  - a. Open Door: Annabelle Dominguez.  
Nothing to report.

- b. Sutter Coast Hospital: Dr. Christie, Sutter Coast Hospital has had two resident matches for family medicine and will begin in 2027

**7. COMMITTEE REPORTS:**

**A. BUDGET/FINANCE COMMITTEE: (Vice Chair/Treasurer Babich & Chair Caldwell)**

- 1. Discussion/Possible action on the review of the June 30, 2025, audit.

Waiting for the completion of the release of liability letter from special counsel to complete the audit.

**B. COMMUNITY OUTREACH COMMITTEE: (Director Pearcey & Vice Chair Babich)**

Nothing to report at this time.

**C. HEALTHCARE EXPANSION:**

- 1. Community Food Council: (Chair Caldwell & Vice Chair Babich)

Andrea Lanctot: The use permit has gone thru tribal review and will be going to the planning commission in May or June.

- 2. Recruitment and Retention: (Director Pearcey & Chair Caldwell)

Committee meetings on underway and a plan is in place. Wild Rivers Foundation will be at the next meeting to discuss the use of funds for recruitment and retention. Sutter may be willing to fund for advanced practice clinicians which would give three funding resources.

- 3. Mental/Public Health Updates: (Janel Obenchain)

Nothing to report.

**D. HEALTH PROMOTION:**

- 1. Swimming Programs: (Director Young).

Report by Eric Wier: January and February lessons were 234, public swimming was 500, senior passes at 159. Vice-Chair Babich asked Eric to check into how the senior passes were being issued. The passes are for low income seniors, and it appears that that may not be being monitored very well.

- 2. Non-emergency Transport: (Director Young)  
Nothing to report

**8. REPORT OF THE EXECUTIVE SECRETARY:**

**9. UNFINISHED BUSINESS:**

- a. Discussion/Possible action on the update from the Crescent City Swim Club regarding the purchase of equipment. There is a request for the funds to be transferred to the City of Crescent City. There is an MOU in place, and they are now the main contact for the purchase of equipment.

Eric Wier: Clarification for the equipment is to be purchased by the swim club and donated to the city for installation.

**10. NEW BUSINESS:**

- a. Discussion/Possible action on the quote from NGI for updating all exterior parking lot lights. The new lights use lower wattage but put out more light.

Director Pearcey made a motion to approve the replacement of the parking lot lights. Director Mason seconded the motion.

Motion passed 4 – 0.

**11. INDIVIDUAL DIRECTORS REPORT OF ACTIVITIES:** Nothing at this time.

**12. PUBLIC COMMENT FOR ANY CLOSED SESSION ITEMS:** Nothing at this time.

**13. ADJOURNMENT TO CLOSED SESSION:** No closed session.

**14. RETURN TO OPEN SESSION AND REPORT OF ANY ACTION:**

**15. ADJOURNMENT:** The meeting adjourned at 6:32 p.m.

Minutes prepared and submitted by:

Minutes approved by:

---

Doris Hendricks, Executive Secretary

---

Dave Mason, Board Secretary

7a1

**DEL NORTE HEALTHCARE DISTRICT  
BUDGET TRANSFER FORM**

| <b>Name of Budget Item</b> | <b>Increase By</b> | <b>Decrease By</b> |
|----------------------------|--------------------|--------------------|
| Pacific Power              | \$8,000.00         |                    |
| Blue Star Gas              |                    | \$8,000.00         |

**TOTAL AMOUNT OF TRANSFER: \$8,000.00**

**Reason for Transfer: Increase due to paying for the power utilities at the 510 location. It was not accounted for in the original budget. Will need additional funds to pay May & June Pacific Power bills.**

**Adjustments made to the 2025 - 2026 budget.**

**Passed and Adopted by the Board of Directors of the Del Norte Healthcare District at April 28, 2026, meeting by the following polled vote.**

**Ayes:**

**Nays: 0**

**Absent: 0**

**Date: April 28, 2026**

---

**Kevin Caldwell, Chair**

**To: Del Norte Healthcare District Board of Directors**

**Re: *The Million Dollar Mission – A Coordinated Recruitment and Retention Strategy Aligned with the Community Health Improvement Plan***

---

On behalf of our healthcare and community partners, we respectfully submit **The Million Dollar Mission**, a comprehensive recruitment and retention plan designed to improve access to healthcare services for the residents of Del Norte County.

This plan has been intentionally developed to align with the priorities and goals outlined in Del Norte County's Community Health Improvement Plan (CHIP), particularly those focused on access to care, workforce stability, and long-term community health outcomes. Persistent challenges in recruiting and retaining physicians and advanced practice clinicians continue to impact timely access, continuity of care, and service sustainability across the County. The Million Dollar Mission seeks to address these challenges through a coordinated, community-driven approach as one prong of a broader three-pronged CHIP workforce strategy.

### **Alignment with CHIP Through a Three-Pronged Strategy**

Improving and sustaining access to healthcare in Del Norte County requires a multi-faceted approach. The CHIP workforce strategy is structured around three interconnected prongs, each designed to address a different but complementary component of access and workforce sustainability.

#### **Prong One: Recruitment and Retention Incentives — *The Million Dollar Mission***

The first prong establishes a transparent, community-funded recruitment and retention incentive program for physicians and advanced practice clinicians who practice in Del Norte County. This program is The Million Dollar Mission and is designed to be competitive, compliant with California regulations, and clearly separate from employer compensation structures. The proposed funding framework brings together support from the Del Norte Healthcare District, Sutter Coast Hospital, and the Humboldt Area Foundation to represent a shared community investment in stabilizing the provider workforce.

#### **Prong Two: Retention Through Community Connection**

The second prong recognizes that long-term provider retention is influenced not only by professional opportunities, but also by a provider's sense of connection to the community. To support this, the plan outlines a retention strategy focused on community integration, to be developed in collaboration with the Del Norte County Chamber of Commerce and other community partners.

This Community Connections Program for Providers will focus on welcoming providers and their families, fostering relationships with local organizations, individuals and businesses, and creating meaningful opportunities for civic and social engagement. This approach directly supports CHIP objectives related to community vitality, workforce sustainability, and long-term access to care.

### **Prong Three: Evaluation of Telehealth Hubs to Expand Access**

The third prong focuses on the evaluation and strategic use of telehealth hubs to further expand access to care, particularly in rural and underserved areas of the County. This includes assessing where telehealth infrastructure can complement in-person services, support specialty access, and reduce barriers related to geography and provider availability. Together with direct recruitment and retention efforts, this prong supports a comprehensive approach to access that is scalable and responsive to community needs.

### **Role of the Healthcare District**

The plan proposes that the Del Norte Healthcare District serve as the administering and governing entity for The Million Dollar Mission, ensuring accountability, transparency, and compliance with approved program parameters. The Healthcare District's leadership is central to aligning this initiative with community needs, managing incentive funds, and ensuring that outcomes are tracked and reported in a manner consistent with CHIP goals.

### **Moving Forward**

The Million Dollar Mission is presented for adoption by the Del Norte Healthcare District as a core component of the County's CHIP-aligned workforce strategy. Together with community-based retention efforts and the evaluation of telehealth hubs, this approach is intended to provide a comprehensive, sustainable framework for improving access to care across Del Norte County.

Adoption of this plan by the Healthcare District would formalize a coordinated community investment in recruitment, retention, and access, while establishing clear governance, accountability, and alignment with CHIP goals. We respectfully request the Healthcare District's consideration and support of this strategy and look forward to working collaboratively to implement The Million Dollar Mission and related workforce initiatives in service of our community's health needs.

Respectfully submitted,

Del Norte County Recruitment and Retention Collaboration Committee

# Million Dollar Mission



to improve access to healthcare in Del Norte County!

---



**\$350,000**

**Physician Recruitment**

sponsored by:

**HCD**

**Del Norte Healthcare District**

- \$50,000 sign-on bonus per physician
- 



**\$350,000**

**Physician Retention**

sponsored by:

**HAF**

**Humboldt Area Foundation**

- \$50,000 retention bonus per physician
- 



**\$350,000**

**APC Recruitment and Retention**

sponsored by:

**SCH**

**Sutter Coast Hospital**

- \$25,000 sign-on bonus per APC
  - \$25,000 retention bonus per APC
-

## **The Million Dollar Mission**

### **A Comprehensive Recruitment and Retention Plan to Improve Access to Healthcare in Del Norte County**

---

#### **Program Purpose and Rationale**

Del Norte County continues to experience persistent challenges in recruiting and retaining physicians and advanced practice clinicians, limiting access to care for community members. The Million Dollar Mission establishes a coordinated, community-aligned investment to strengthen recruitment, improve long-term retention, and expand access to healthcare services across Del Norte County.

---

#### **Program Scope**

- Up to seven (7) Physicians
  - Up to seven (7) Advanced Practice Clinicians (APCs)
  - Providers practicing in Del Norte County
- 

#### **Program Start Date: July 1, 2026**

Providers are eligible for the program only if their agreement is executed on or after July 1, 2026, and all other requirements outlined in this plan are met. Providers whose agreements are executed prior to July 1, 2026, are not eligible for the program, regardless of whether their employment or start date occurs on or after July 1, 2026.

---

#### **Eligible Provider Types**

- Office Based Physicians (MD, DO, DDS)
  - Office Based Advanced Practice Clinicians (Nurse Practitioners, Physician Assistants)
- 

#### **FTE Definitions**

- Full-Time: 0.8–1.0 FTE
  - Part-Time: 0.5–0.7 FTE
- 

#### **Recruitment Incentive Structure (One-Time Sign-On)**

Physicians:

- \$50,000 – Full-Time (0.8–1.0 FTE)
- \$25,000 – Part-Time (0.5–0.7 FTE)

Advanced Practice Clinicians (APCs):

- \$25,000 – Full-Time (0.8–1.0 FTE)
  - \$12,500 – Part-Time (0.5–0.7 FTE)
-

## **Retention Incentive Structure (One-Time, after two years of service with an expectation of an additional two years of service in Del Norte County)**

Physicians:

- \$50,000 – Full-Time (0.8–1.0 FTE)
- \$25,000 – Part-Time (0.5–0.7 FTE)

Advanced Practice Clinicians (APCs):

- \$25,000 – Full-Time (0.8–1.0 FTE)
  - \$12,500 – Part-Time (0.5–0.7 FTE)
- 

### **Incentive Principles**

All recruitment and retention incentives under The Million Dollar Mission are one-time, non-wage, non-performance-based community incentives. They do not include repayment or clawback provisions and are not structured as loans, down payment assistance, forgivable debt, or incentive packages.

---

### **Funding Framework**

Total Coordinated Investment: \$1,050,000

- \$350,000 – Del Norte Healthcare District: Physician Recruitment Incentive
  - \$350,000 – Humboldt Area Foundation (HAF): Retention Incentives (grant application)
  - \$350,000 – Sutter Coast Hospital: APC Recruitment and Retention Incentive (funds provided to the Healthcare District per approved APC)
- 

### **Recruitment and Advertising Approach**

Recruitment incentives under The Million Dollar Mission will be communicated as part of a coordinated, community-wide recruitment strategy designed to highlight Del Norte County as an attractive place to practice medicine and build a long-term professional and personal home. The recruitment incentive will be advertised upfront, in coordination by employing entities, as a community-funded recruitment incentive.

Recruitment outreach may include, but is not limited to:

- Physician and APC recruitment firms
- Academic and training program outreach
- Professional conferences and specialty societies
- Digital recruitment platforms
- Community recruitment materials coordinated across partners

The incentive will be positioned as part of a broader package that reflects the County's commitment to sustaining healthcare access, while maintaining clear separation from employer compensation and contractual arrangements.

---

## Provider Selection and Onboarding

- Providers will be recruited and onboarded through the standard recruitment, credentialing, and onboarding processes of their respective employing organizations.
  - Providers must meet program eligibility requirements, including provider type, FTE status, and practice location within Del Norte County.
  - A separate community incentive acknowledgment or agreement will be executed between the provider and the Del Norte Healthcare District.
  - Incentive agreements are distinct from employment agreements and do not modify employment terms, compensation, or expectations established by the employment entity.
  - Incentive payments are contingent upon verification of start date, FTE status, and continued eligibility, as applicable within this plan.
- 

## Governance and Administration

Governance and administration of The Million Dollar Mission are managed by the Del Norte Healthcare District. The Healthcare District serves as the administering entity responsible for program oversight, execution of incentive agreements, payment processing, compliance with approved program parameters, and reporting. The Healthcare District will provide quarterly reports to the Del Norte County Recruitment and Retention Committee detailing use of funds, the number of providers receiving funds, and the types of providers supported for ongoing monitoring of program outcomes.

Sutter Coast Hospital will support program implementation by providing APC recruitment funds to the Del Norte Healthcare District on a per-approved-APC basis. These funds will be administered by the Healthcare District in accordance with the same governance, oversight, and compliance structure as all other program funds.

Key governance elements include; approval of eligible providers, enforcement of program caps, authorization of incentive payments, and ongoing monitoring of program outcomes.

---

## Plan Adoption

This plan is presented for adoption to the Del Norte Healthcare District by the Del Norte County Recruitment and Retention Collaboration Committee.

Membership of the Del Norte County Recruitment and Retention Collaboration Committee includes representatives from the following agencies and organizations:

- United Indian Health Services
- Sutter Coast Hospital
- Humboldt Area Foundation
- Del Norte County Public Health Department
- Del Norte Healthcare District
- Del Norte County Board of Supervisors
- College of the Redwoods

**The Million Dollar Mission  
Provider Community Recruitment Incentive Application**

This application is submitted for consideration under The Million Dollar Mission, a community-funded recruitment and retention initiative administered by the Del Norte Healthcare District. Submission of this application does not guarantee funding and is subject to eligibility, approval, and availability of funds in accordance with the adopted plan.

**Provider Information**

Provider Name: \_\_\_\_\_ Degree (MD / DO / DDS / NP / PA): \_\_\_\_\_

Primary Specialty: \_\_\_\_\_

Email Address: \_\_\_\_\_ Phone Number: \_\_\_\_\_

Mailing Address: \_\_\_\_\_

**Employment Information**

Employing Organization: \_\_\_\_\_

Primary Practice Location (Del Norte County): \_\_\_\_\_

Employment Start Date: \_\_\_\_\_ Anticipated Clinical FTE: \_\_\_\_\_

**Incentive Request**

- Physician – Full-Time (0.8–1.0 FTE): \$50,000
- Physician – Part-Time (0.5–0.7 FTE): \$25,000
- APC – Full-Time (0.8–1.0 FTE): \$25,000
- APC – Part-Time (0.5–0.7 FTE): \$12,500

**Program Acknowledgment**

By signing below, I acknowledge that this is a one-time, non-wage, non-performance-based community recruitment incentive administered by the Del Norte Healthcare District under The Million Dollar Mission. Eligibility requires execution of an employment agreement or offer acceptance on or after July 1, 2026. This incentive is separate from employment compensation and includes an expected two-year commitment to practice in Del Norte County, with eligibility for a one-time retention incentive after two years, contingent upon a commitment of an additional two years.

Provider Signature: \_\_\_\_\_ Date: \_\_\_\_\_

Practice/Group/Employer Signature: \_\_\_\_\_ Date: \_\_\_\_\_

**Del Norte Healthcare District Use**

Approval Signature: \_\_\_\_\_ Date: \_\_\_\_\_



**BILLING REQUEST**  
City of Crescent City  
Finance Department  
377 J Street, Crescent City, CA 95531

7 d 1  
MAR 25 2020

| Customer Name:  | Revenue Account:      | Amount:                           |
|---|-----------------------|-----------------------------------|
| Del Norte Healthcare District   | 001 -480 -3735 -00000 | \$4,000.00                        |
| Customer Billing Address:   | - - -                 | \$                                |
|   | - - -                 | \$                                |
|   |                       | <i>Total Invoice: \$ 4,000.00</i> |
| <b>Billing Description:</b><br><br>80 Senior monthly passes @ \$50.00 per pass = \$4,000.00 |                       |                                   |
| <b>Additional Notes:</b><br><br>January 2026  |                       |                                   |

Requesting Department: Admin

APPROVED  
kfeola , 2/23/2026, 6:17:24 PM

Department Head Signature: \_\_\_\_\_ Date: \_\_\_\_\_

\*Please attach all supporting documents to this form and submit to the Account Clerk III to process your request. All invoices will be sent direct to the customer, once processed, unless otherwise noted.



MAR 25 2026

## BILLING REQUEST

City of Crescent City  
Finance Department  
377 J Street, Crescent City, CA 95531

| Customer Name:   | Revenue Account:      | Amount:                           |
|--|-----------------------|-----------------------------------|
| Del Norte Healthcare District  | 001 -480 -3735 -00000 | \$1,713.00                        |
| Customer Billing Address:  | - - -                 | \$                                |
|  | - - -                 | \$                                |
|  |                       | <i>Total Invoice: \$ 1,713.00</i> |
| <b>Billing Description:</b><br><br>Starbabies 6 @ \$35.00= \$210<br>PreSwim 6 @ \$48.00= \$288.00<br>Swim/Stroke 27 @ \$45.00= \$1215.00<br>Total = \$1,713.00 |                       |                                   |
| <b>Additional Notes:</b><br><br>January 2026   |                       |                                   |

Requesting Department: Admin

APPROVED  
kfeola , 2/23/2026, 6:18:10 PM

Department Head Signature: \_\_\_\_\_ Date: \_\_\_\_\_

\*Please attach all supporting documents to this form and submit to the Account Clerk III to process your request.  
All invoices will be sent direct to the customer, once processed, unless otherwise noted.



MAR 25 2026

## BILLING REQUEST

City of Crescent City  
Finance Department  
377 J Street, Crescent City, CA 95531

| Customer Name:  | Revenue Account:                  | Amount:    |
|---|-----------------------------------|------------|
| Del Norte Healthcare District   | 001 -480 -3716 -00000             | \$1,125.00 |
| Customer Billing Address:   | - - -                             | \$         |
|   | - - -                             | \$         |
|   | <i>Total Invoice: \$ 1,125.00</i> |            |
| <b>Billing Description:</b><br><br>5 Saturday Swims with the slide @ \$150/hr (7.5 hrs) = \$1125.00<br>1/3 (58), 1/10 (67), 1/17 (58), 1/24 (72), 1/31 (66).<br><br>Total attendance: 321 |                                   |            |
| <b>Additional Notes:</b><br><br><i>January</i>  |                                   |            |

Requesting Department: Admin

APPROVED  
kfeola , 2/23/2026, 6:16:26 PM

Department Head Signature: \_\_\_\_\_ Date: \_\_\_\_\_

\*Please attach all supporting documents to this form and submit to the Account Clerk III to process your request.  
All invoices will be sent direct to the customer, once processed, unless otherwise noted.



## BILLING REQUEST

City of Crescent City  
Finance Department  
377 J Street, Crescent City, CA 95531

MAR 25 2026

| Customer Name:  | Revenue Account:      | Amount:                           |
|---|-----------------------|-----------------------------------|
| Del Norte Healthcare District   | 001 -480 -3735 -00000 | \$3,950.00                        |
| Customer Billing Address:   | - - -                 | \$                                |
|   | - - -                 | \$                                |
|   |                       | <i>Total Invoice: \$ 3,950.00</i> |
| <b>Billing Description:</b><br><br>79 Senior monthly passes @ \$50.00 per pass = \$3,950.00 |                       |                                   |
| <b>Additional Notes:</b><br><br>February 2026   |                       |                                   |

Requesting Department: Admin

APPROVED  
kfeola , 3/3/2026, 3:49:40 PM

Department Head Signature: \_\_\_\_\_

Date: \_\_\_\_\_

\*Please attach all supporting documents to this form and submit to the Account Clerk III to process your request.  
All invoices will be sent direct to the customer, once processed, unless otherwise noted.

MAR 25 2026



### BILLING REQUEST

City of Crescent City  
Finance Department  
377 J Street, Crescent City, CA 95531

| Customer Name:  | Revenue Account:      | Amount:                         |
|---|-----------------------|---------------------------------|
| Del Norte Healthcare District   | 001 -480 -3716 -00000 | \$900.00                        |
| Customer Billing Address:   | - - -                 | \$                              |
|   | - - -                 | \$                              |
|   |                       | <i>Total Invoice: \$ 900.00</i> |
| <b>Billing Description:</b><br><br>4 Saturday Swims with the slide @ \$150/hr (6 hrs) = \$900.00<br>2/7 (25), 2/14 (36), 2/21 (42), 2/28 (70).<br><br>Total attendance: 173 |                       |                                 |
| <b>Additional Notes:</b><br><br>Feb -   |                       |                                 |

Requesting Department: Admin

Department Head Signature: \_\_\_\_\_  \_\_\_\_\_ Date: \_\_\_\_\_

\*Please attach all supporting documents to this form and submit to the Account Clerk III to process your request.  
All invoices will be sent direct to the customer, once processed, unless otherwise noted.

**Secretary Report**

**8**  
**April 2026**

Attached is a letter from Pacific Power regarding usage at 510 E. Washington Blvd.

Just a reminder that your completed For 700's are due the end of April.

The back flow devices have been inspected and the reports sent to the City.

I believe that the additional camaras have been installed at the 510 location by Hi-Tech Security.

The upgrade of the lights has been completed at the 510 location by NGI.

NGI will be starting the upgrade to the parking lot lights this month.

Attached are two notices from the City of Crescent City regarding a public hearing for proposed changes to sewer and water rates.

8



APR 15 2026

P.O. Box 400  
Portland, Oregon 97207-0400  
1-888-221-7070  
fax 1-888-800-2851  
PacificPower.net

DEL NORTE COUNTY  
DEL NORTE HEALTHCARE DISTRICT  
HEALTHCARE  
PO BOX 2034  
CRESCENT CITY CA 95531-6034

April 8, 2026

Meter #81127961  
Account # 61601611 115 8



Dear Del Norte County:

You're our number one priority. California's electricity rates for businesses are based on how much electricity that business uses and may change over time. Pacific Power periodically reviews our business customers' electricity usage and, if necessary, shifts them to the correct rate.

We recently reviewed your electric usage at 510 E Washington Boulevard, Crescent City, California. Based on your usage, we've moved your billing rate from California rate schedule A-25 to California rate schedule A-32. Under the requirements of California rate schedule A-25, customers need to use less than 20 kilowatts for 17 of 18 consecutive months.

For more information on your billing rate and the changes to your monthly charges, please visit our website at [www.PacificPower.net/Business](http://www.PacificPower.net/Business).

If you have questions, we're ready to help. Call us Monday through Friday, 7 a.m. to 6 p.m., at 1-866-870-3419. A specialist from our Business Solutions customer care team will be happy to assist you.

Thank you for being our customer.

Sincerely,

Pacific Power

*Para más información, llame al 1-888-225-2611 para hablar con un especialista en español.*

000000543 0002 0002 23  
00XPC260409117808 -





**CITY OF CRESCENT CITY**  
**NOTICE OF PUBLIC HEARING REGARDING**  
**PROPOSED CHANGES TO SEWER RATES**

Hearing Date & Time: Monday, June 1, 2026, 6:00 PM  
Hearing Location: Flynn Center Board Chambers  
981 H Street, Crescent City, California 95531

***Why are you receiving this notice?***


The City of Crescent City (City) is mailing this notice to you because you are a sewer customer or an owner of property that receives sewer service. This notice is being provided pursuant to California Constitution Article XIII D (also known as "Proposition 218"), which requires the City to notify property owners and customers of proposed changes to property-related fees, such as those for sewer service. This notice describes proposed changes to the rates for this service and provides information about a public hearing to be held on Monday, June 1, 2026, at the Flynn Center Board Chambers, 981 H Street, Crescent City, California 95531. If adopted, the proposed rates for sewer service will go into effect beginning July 1, 2026.

***What do the sewer service rates fund?***

The City owns and operates the City's sewer collection system and the Crescent City Wastewater Treatment Plant (WWTP), which provides collection, treatment and disposal services for its residential and non-residential customers as well as treatment and disposal services for outside City customers in the surrounding County Service Area (CSA). Sewer flows generated by customers within the CSA are collected and conveyed to the Crescent City Wastewater Treatment Plant (WWTP). Since the CSA is a separate entity from the City and maintains its own sewer collection infrastructure, the CSA bills those customers directly for sewer collection services and the City bills CSA customers for treatment and disposal services only.

The City conducted the last sewer rate study more than 10 years ago and rates have not been increased since 2014. The purpose of a sewer rate study is to evaluate the current financial condition of the utility, examine the costs necessary to provide service to customers and determine the level of funding required from rates over the next five years to meet the projected costs. The result is a recommended plan that ensures the sewer utility meets projected financial obligations for operations and maintenance and capital infrastructure improvements, while maintaining sufficient reserves for cash flow management and emergencies. Currently, the City's Sewer Fund is operating at a deficit and is not generating sufficient revenue to meet its financial obligations. Without the recommended rate increases, the City would continue to operate at a loss, which is projected to grow, and which would require even larger rate increases in the future.

The proposed monthly rates are based on a comprehensive sewer rate study and financial plan completed by an independent consultant. The rate structure was designed so that revenues derived from the proposed rates do not exceed the amount of revenue required for the City to provide the service, nor will revenue from the sewer rates be used for any purposes other than those for which



they are imposed. The amount of the proposed rates imposed on any parcel or person as an incidence of their property ownership will not exceed the proportional cost of the service attributable to such parcel; and no rate will be imposed for service unless that service is actually used by, or immediately available to, the property owner or customer in question. The sewer rate study prepared by the consultant is available for review by contacting the City Clerk (707-464-7483 ext. 12) or on the City's website at [www.crescentcity.org](http://www.crescentcity.org).

***Why are the sewer service rate changes needed?***

The sewer rate study and financial plan determined that the City's current monthly sewer rates are not sufficient to meet rising costs associated with system operations and maintenance, which like most costs, increase over time. These costs also include administrative support for operations, repair and replacement of aging system components, maintenance of adequate reserve fund levels, and capital improvement projects needed to ensure continued quality, uninterrupted sewer service and minimize the occurrence of sanitary sewer overflows. As mentioned previously, while these costs have grown annually over the past ten years, sewer rates have not changed to reflect those increases.

***How are monthly sewer service rates calculated?***

To develop sewer rates that generate sufficient revenue to meet the fiscal and policy objectives of the City, a determination of the annual revenue requirement from sewer rates was completed. As previously mentioned, the revenue requirement includes projected expenditures for operations, maintenance, inspections, repair and replacement of aging system components, equipment, and planned capital projects.

The revenue requirement also includes designated reserves. Maintaining appropriate reserve funds is critical to the ability of the City to serve its customers and respond to unforeseen and unpredictable events and costs. The reserves, like all elements of the sewer charges, may only be used to fund costs associated with the sewer system.

The revenue requirements were compared to the total sources of available funds under existing rates during each year of the forecast period to determine the adequacy of projected revenues to meet those requirements. Where a shortage of revenue was found, a series of revenue adjustments were calculated, which if implemented, will provide sufficient revenue to meet those needs. Following is a description of the proposed sewer rates.

***What are the proposed monthly sewer service rates?***

The City is proposing to implement new sewer rates as a series of annual adjustments starting on July 1, 2026, and then each July 1 thereafter until July 1, 2030. The following section summarizes the proposed sewer rates which will go into effect and remain in effect until superseded by Council action.

**Proposed Monthly Sewer Rates  
July 1, 2026 - July 1, 2030**

| Description  | Existing Rates | Projected for Fiscal Year Beginning July 1 |           |           |           |           |
|--|----------------|--|-----------|-----------|-----------|-----------|
|  |                | 2026                                       | 2027      | 2028      | 2029      | 2030      |
| <b>Monthly Fixed Charge: Inside <sup>[1]</sup></b>                           |                |  |           |           |           |           |
| Residential Flat Rate  | \$ 72.21       | \$ 98.06                                   | \$ 110.32 | \$ 117.49 | \$ 123.95 | \$ 130.15 |
| Multi-Family   | \$ 41.90       | \$ 43.29                                   | \$ 48.71  | \$ 51.87  | \$ 54.73  | \$ 57.46  |
| Light Commercial   | \$ 44.75       | \$ 43.29                                   | \$ 48.71  | \$ 51.87  | \$ 54.73  | \$ 57.46  |
| Heavy Commercial   | \$ 70.10       | \$ 43.29                                   | \$ 48.71  | \$ 51.87  | \$ 54.73  | \$ 57.46  |
| Combined Residential/Light Commercial (Mixed Use)                            | \$ 116.96      | \$ 121.84                                  | \$ 137.07 | \$ 145.98 | \$ 154.01 | \$ 161.71 |
| Combined Residential (2) / Light Commercial (Mixed Use)                      | \$ 189.17      | \$ 267.14                                  | \$ 300.53 | \$ 320.06 | \$ 337.66 | \$ 354.55 |
| Industrial Pretreatment  | \$ 72.21       | \$ 43.29                                   | \$ 48.71  | \$ 51.87  | \$ 54.73  | \$ 57.46  |
| <b>Volumetric Rates Per 100 Cubic Feet (CCF): Inside <sup>[2]</sup></b>      |                |  |           |           |           |           |
| Residential Flat Rate  | \$ -           | \$ -                                       | \$ -      | \$ -      | \$ -      | \$ -      |
| Multi-Family   | \$ 8.38        | \$ 10.17                                   | \$ 11.45  | \$ 12.19  | \$ 12.86  | \$ 13.50  |
| Light Commercial   | \$ 8.95        | \$ 10.95                                   | \$ 12.32  | \$ 13.12  | \$ 13.84  | \$ 14.54  |
| Heavy Commercial   | \$ 14.02       | \$ 23.39                                   | \$ 26.32  | \$ 28.03  | \$ 29.57  | \$ 31.05  |
| Combined Residential/Light Commercial (Mixed Use)                            | \$ -           | \$ -                                       | \$ -      | \$ -      | \$ -      | \$ -      |
| Combined Residential (2) / Light Commercial (Mixed Use)                      | \$ -           | \$ -                                       | \$ -      | \$ -      | \$ -      | \$ -      |
| Industrial Pretreatment  | \$ 2.00        | \$ 4.62                                    | \$ 5.20   | \$ 5.54   | \$ 5.84   | \$ 6.14   |
| <b>Monthly Fixed Charge: Outside <sup>[1] [3]</sup></b>                      |                |  |           |           |           |           |
| Residential Flat Rate  | \$ 63.14       | \$ 79.60                                   | \$ 89.55  | \$ 95.37  | \$ 100.62 | \$ 105.65 |
| Multi-Family   | \$ 36.75       | \$ 43.29                                   | \$ 48.71  | \$ 51.87  | \$ 54.73  | \$ 57.46  |
| Light Commercial   | \$ 39.60       | \$ 43.29                                   | \$ 48.71  | \$ 51.87  | \$ 54.73  | \$ 57.46  |
| Heavy Commercial   | \$ 64.90       | \$ 43.29                                   | \$ 48.71  | \$ 51.87  | \$ 54.73  | \$ 57.46  |
| Combined Residential/Light Commercial (Mixed Use)                            | \$ 102.74      | \$ 75.56                                   | \$ 85.00  | \$ 90.53  | \$ 95.50  | \$ 100.28 |
| <b>Volumetric Rates Per 100 Cubic Feet (CCF): Outside <sup>[2] [3]</sup></b> |                |  |           |           |           |           |
| Residential Flat Rate  | \$ -           | \$ -                                       | \$ -      | \$ -      | \$ -      | \$ -      |
| Multi-Family   | \$ 7.35        | \$ 7.00                                    | \$ 7.87   | \$ 8.38   | \$ 8.85   | \$ 9.29   |
| Light Commercial   | \$ 7.92        | \$ 7.78                                    | \$ 8.75   | \$ 9.32   | \$ 9.83   | \$ 10.32  |
| Heavy Commercial   | \$ 12.98       | \$ 20.22                                   | \$ 22.74  | \$ 24.22  | \$ 25.55  | \$ 26.83  |
| Combined Residential/Light Commercial (Mixed Use)                            | \$ -           | \$ -                                       | \$ -      | \$ -      | \$ -      | \$ -      |

**Notes:**  
 [1] All "Residential" and "Mixed Use" customers only pay a monthly flat fee regardless of usage.  
 [2] Under the existing rates, 500 cubic feet of usage is included in the monthly fixed charge. Therefore, customers who are billed for usage do not pay a volumetric rate per CCF until their usage exceeds 500 cubic feet. Under the proposed rates, usage is no longer included in the monthly fixed charge and customers will pay the volumetric rate per CCF for all usage.  
 [3] County customers pay the City for treatment services only. Collection services are provided by and billed separately by the County.

**What will be the impact on your sewer bill?**

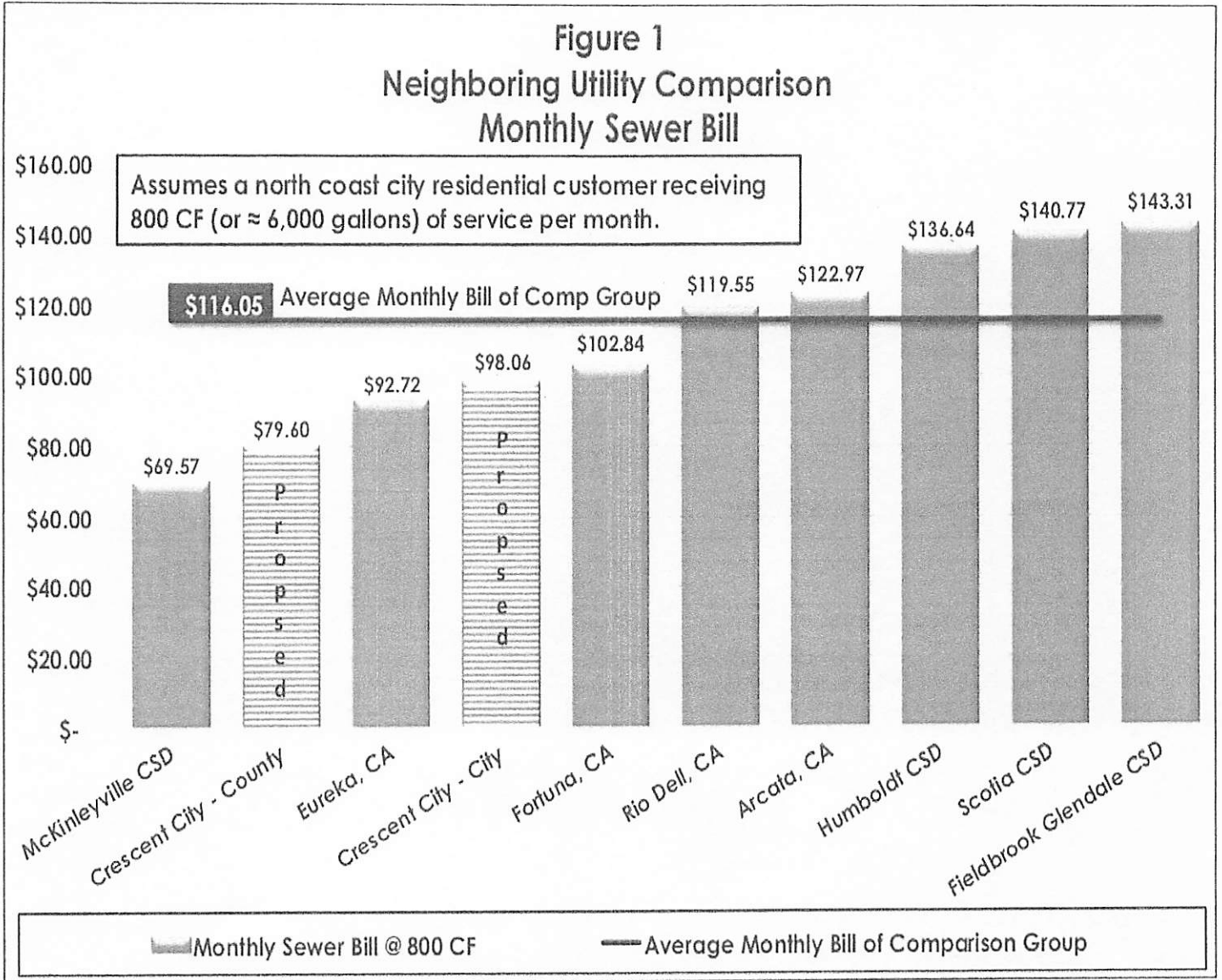
Per the proposed rates, effective July 1, 2026, the monthly sewer charge for a single-family residential customer residing within City limits would increase from the current \$72.21 to \$98.06 per month. The proposed rates for outside City customers in the surrounding County Service Area (CSA) reflect the costs for treatment and disposal services only, and are slightly lower, as collection services are provided and billed directly by the County. The monthly sewer charge for a single-family residential customer who resides outside the City limits would increase from the current \$63.14 to \$79.60 per month.

The **monthly impact** of these changes on a single-family residential customer is shown below:

| Residential Customer Location | Current Sewer Charge | Proposed Sewer Charge | Monthly Increase (\$) |
|-------------------------------|----------------------|-----------------------|-----------------------|
| Inside City                   | \$ 72.21             | \$ 98.06              | \$ 25.85              |
| Outside City (CSA)            | \$ 63.14             | \$ 79.60              | \$ 16.46              |

## How do City sewer rates compare to other sewer service providers in the region?

The City has one of the lowest rates among comparable sewer systems and even with the increases proposed, we will remain one of the lowest. The following figure presents a survey of monthly sewer bills for other sewer service providers in the region. Even with proposed July 1, 2026 rate increases, the average City bill will remain substantially lower than most other sewer service providers in the survey.



***How do you file a protest or participate in the public hearing?***

The City will consider the new sewer rates at a Public Hearing on Monday, June 1, 2026, at 6:00 p.m. at the Flynn Center Board Chambers, 981 H Street, Crescent City, California 95531. You are invited to present oral or written testimony at the Public Hearing. ***Any property owner or sewer customer of record of a parcel subject to the proposed rates may submit a written protest against the proposed rate increases. If written protests are filed for a majority of the affected parcels, the proposed rate increases will not be adopted. If you do not object to the proposed rate revisions, you do not need to take any action.***

Written protests must include the following: (1) a statement indicating that the identified property owner or customer of record is in opposition to the proposed sewer rate changes; (2) the street address or Assessor's Parcel Number (APN) for the parcel(s) with respect to which the protest is made; and (3) the printed name and signature of the property owner or customer submitting the protest.

If you own more than one parcel that receives sewer service, you will likely only receive one copy of this notice. However, you can submit a protest for each parcel that you own. You must follow the above instructions for each individual parcel.

Written protests must be mailed, or hand delivered, to the Office of the City Clerk at 377 J Street, Crescent City, California 95531, prior to 4:00 p.m. on June 1, 2026, or hand delivered to the City Clerk at the Public Hearing on June 1, 2026 before the conclusion of the Public Hearing. Protests submitted via e-mail or other electronic means will not be accepted. For any written protest, whether mailed or submitted in person to the City Clerk, please identify on the front of the envelope that the enclosed protest is for the Public Hearing on the Proposed Rate Changes - Sewer Rates.

The City Council will hear and consider all written and oral protests related to the proposed rate changes at the Public Hearing. Oral comments at the Public Hearing will not qualify as formal protests unless accompanied by a written protest. Upon the conclusion of the Public Hearing, there will be no more written protests accepted and no more testimony taken, and the City Council will consider adoption of the proposed rates for sewer service described in this notice. If written protests, as outlined above, are not presented on behalf of a majority of the parcels receiving sewer service (by either property owners or customers of record), the City Council will be authorized to adopt the proposed rates. While both property owners and customers of record may submit written protests, only one protest will be counted for each parcel. If adopted, the rates for sewer service will go into effect beginning **July 1, 2026**.

In accordance with Government Code Section 53759, there is a 120-day statute of limitations to challenge in court any new, increased, or extended fee or charge, commencing from the later of the effective date of the new rates or of the date of the final passage, adoption, or approval of the ordinance adopting the new rates.

APR 20 2026



**CITY OF CRESCENT CITY  
NOTICE OF PUBLIC HEARING REGARDING  
PROPOSED CHANGES TO WATER RATES**

Hearing Date & Time: Monday, June 1, 2026, 6:00 PM

Hearing Location: Flynn Center Board Chambers  
981 H Street, Crescent City, CA 95531

***Why are you receiving this notice?***

The City of Crescent City (City) is mailing this notice to you because you are a water customer, or record owner of property that receives this service. This notice is being provided pursuant to California Constitution Article XIID (also known as "Proposition 218"), which requires the City to notify property owners and customers of proposed changes to property-related fees, such as those for water service. This notice describes proposed changes to the rates for this service and provides information about a public hearing to be held on Monday, June 1, 2026 at the Flynn Center Board Chambers, 981 H Street, Crescent City, California 95531. If adopted the proposed rates for water service will go into effect beginning July 1, 2026.

***What do the water service rates fund?***

The Crescent City Water Department provides water service to approximately 16,000 water consumers. Monthly water service fees are the primary source of revenue to operate the water system. Service fees are used solely to fund costs related to water system operations, capital projects, debt service, administration, capital improvements, repairs and replacements, as well as costs related to prudent long-term operational or financial management of the water system, such as maintaining adequate fund reserves.

***Why are water service rate increases needed?***

Crescent City's water service rates have not been increased since 2017. The City recently conducted a water rate study which demonstrated that projected expenses over the next five years (including inflation, major maintenance, capital improvements, and recommended reserves) will outpace revenues at the current rates. As that happens, the working capital balance in the Water Fund would decrease to an unsustainable level. The five-year projection in the study shows a loss of approximately \$8.4 million if the projected expenses and capital improvements are completed but revenues are not increased to match.

Several rate options were evaluated, including phasing in rate adjustments over the five-year study period and reducing the Capital Improvement Program. However, these approaches generally resulted in higher rates by 2031 compared to the proposed option and/or delayed the City's ability to leverage available grant funding. Additionally, delaying capital improvements is not considered a sustainable way to manage a water system, especially since the City's water system was acquired in the 1950s and some assets are already exceeding their expected useful life.

**How are monthly water service rates calculated?**

In order to develop rates and charges which generate sufficient revenue to meet the fiscal requirements of the water utility, a determination of the annual revenue from rates which, combined with other sources of funds, will provide sufficient funds to meet those fiscal requirements, must first be completed. This process is often referred to as a Revenue Sufficiency Analysis.

The process employed in the Revenue Sufficiency Analysis resulted in the identification of revenue requirements of the system, such as operating expenses, capital expenses (minor and major), debt service expense (including a provision for debt service coverage, as applicable), transfers out and the maintenance of both restricted and unrestricted reserves at appropriate levels. These revenue requirements were then compared to the total sources of funds during each year of the forecast period to determine the adequacy of projected revenues to meet requirements. To the extent that the existing revenue stream was not sufficient to meet the annual revenue requirements of the system, a series of rate revenue increases were calculated to provide revenue sufficient to meet those needs. The City will annually review its revenues and expenditures for the water fund to ensure that sufficient and appropriate revenues are collected to effectively provide for the short and long-term water service needs of the community. The proposed rates are structured to recover the proportionate cost of providing water service among the various customer classes on a parcel basis.

**What are the proposed monthly water service rates?**

The City is proposing to phase in a series of annual water rate adjustments to provide adequate funding for water operations, maintenance, debt service payments, and infrastructure. The yearly rate adjustments will commence July 1, 2026, and each July 1 thereafter, through and including July 1, 2030 at the rates displayed in the table below.

| Proposed Rates*                      | Current Rates | 7/01/26    | 7/01/27    | 7/01/28    | 7/01/29    | 7/01/30    |
|--------------------------------------|---------------|------------|------------|------------|------------|------------|
| <b>Monthly Fixed Rate</b>            |               |            |            |            |            |            |
| 3/4" Meter                           | \$22.49       | \$34.90    | \$36.60    | \$38.47    | \$40.52    | \$42.79    |
| 1" Meter                             | \$31.66       | \$58.16    | \$61.00    | \$64.12    | \$67.54    | \$71.31    |
| 1.5" Meter                           | \$50.35       | \$116.32   | \$122.01   | \$128.24   | \$135.08   | \$142.62   |
| 2" Meter                             | \$76.85       | \$186.11   | \$195.22   | \$205.18   | \$216.13   | \$228.19   |
| 3" Meter                             | \$113.24      | \$372.22   | \$390.43   | \$410.37   | \$432.26   | \$456.38   |
| 4" Meter                             | \$147.93      | \$581.59   | \$610.05   | \$641.20   | \$675.41   | \$713.09   |
| 6" Meter                             | \$210.95      | \$1,163.18 | \$1,220.10 | \$1,282.40 | \$1,350.82 | \$1,426.18 |
| 4" Fire Service                      | \$13.33       | \$10.97    | \$11.41    | \$11.86    | \$12.34    | \$12.83    |
| 6" Fire Service                      | \$17.60       | \$31.84    | \$33.12    | \$34.44    | \$35.82    | \$37.25    |
| 8" Fire Service                      | \$26.28       | \$67.87    | \$70.59    | \$73.41    | \$76.35    | \$79.40    |
| <b>Usage (per HCF)</b>               | \$2.62        | \$2.26     | \$2.36     | \$2.48     | \$2.60     | \$2.74     |
| <b>Prison (per Thousand Gallons)</b> | \$3.11        | \$6.48     | \$6.89     | \$7.34     | \$7.84     | \$8.39     |
| Avg Residential Bill                 | \$22.49       | \$46.18    | \$48.41    | \$50.86    | \$53.55    | \$56.50    |
| Avg Bill % Increase                  |               | 99.74%     | 4.82%      | 5.04%      | 5.26%      | 5.51%      |

\*Current rates include 500 cubic feet of usage, which is not included in the proposed rates in order to comply with Proposition 218 case law.

\*Rates do not include any additional special district fees that may apply

**What will be the impact on your water bill?**

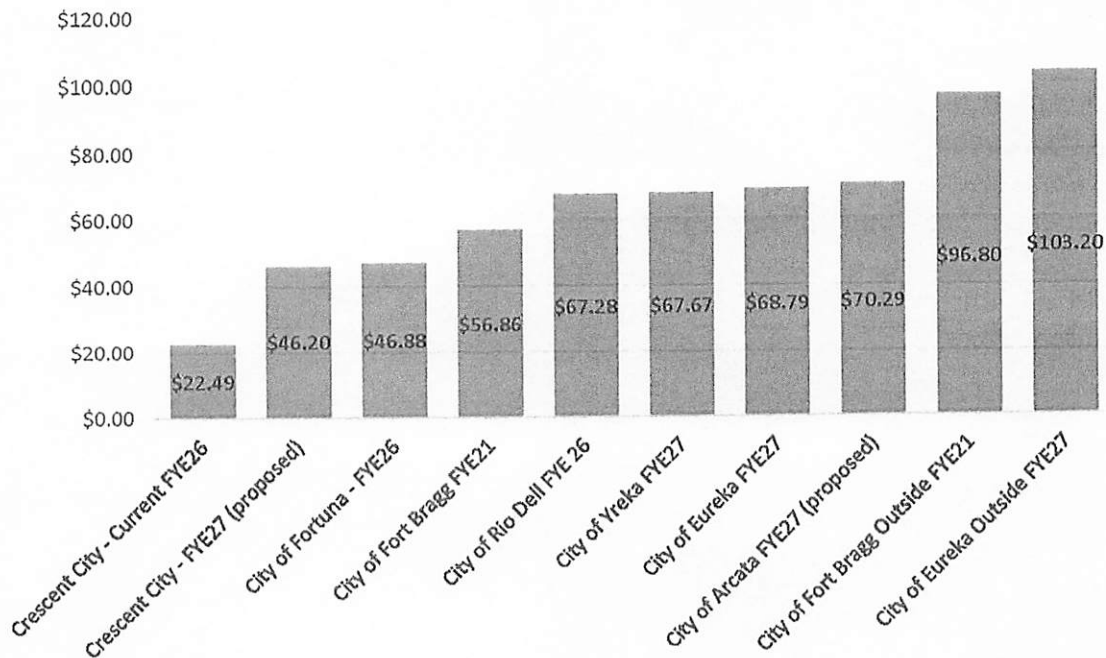
The following is the impact to an average City residential water customer's monthly bill:

| Meter Size / Customer Type | Average Monthly Flow (CCF) | Existing Bill | Proposed Bill |          |          |          |          |
|----------------------------|----------------------------|---------------|---------------|----------|----------|----------|----------|
|                            |                            |               | 1-Jul-26      | 1-Jul-27 | 1-Jul-28 | 1-Jul-29 | 1-Jul-30 |
| 3/4" Residential           | 5                          | \$ 22.49      | \$ 46.20      | \$ 48.40 | \$ 50.87 | \$ 53.52 | \$ 56.49 |
|                            |                            | \$ Change     | \$ 23.71      | \$ 2.20  | \$ 2.47  | \$ 2.65  | \$ 2.97  |
|                            |                            | % Change      | 99.7%         | 4.8%     | 5.1%     | 5.2%     | 5.5%     |

If you have any questions about the proposed rate increases or the rates applicable to your property, please contact the City at (707) 464-6517 during normal business hours. A complete copy of the Water Rate Study Report is available for review by contacting the City Clerk (707-464-7483 ext. 12) or on the City's website at [www.crescentcity.org](http://www.crescentcity.org).

**How do City water rates compare to other water agencies in the region?**

The City has the lowest rates among comparable water systems and even with the increases proposed, we will remain the lowest. The proposed revenue adjustments and corresponding rates are needed to protect the physical integrity of the water system and to maintain a sound financial outlook for the utility. The following presents a survey of monthly water bills for other water systems in the region. The survey was for monthly usage of 500 Cubic Feet. Even with proposed July 1, 2026 rate increases, the average City bill will remain substantially lower than all other water systems in the survey.



### ***How do you file a protest or participate in the public hearing?***

The City will consider the new water rates at a Public Hearing on Monday, June 1, 2026, at 6:00 p.m. at the Flynn Center Board Chambers, 981 H Street, Crescent City, California 95531. You are invited to present oral or written testimony at the Public Hearing. ***Any property owner or water customer of record of a parcel subject to the proposed rates may submit a written protest against the proposed rate increases. If written protests are filed for a majority of the affected parcels, the proposed rate increases will not be adopted. If you do not object to the proposed rate revisions, you do not need to take any action.***

Written protests must include the following: (1) a statement indicating that the identified property owner or customer of record is in opposition to the proposed water rate changes; (2) the street address or Assessor's Parcel Number (APN) for the parcel(s) with respect to which the protest is made; and (3) the printed name and signature of the property owner or customer submitting the protest.

If you own more than one parcel that receives water service, you will likely only receive one copy of this notice. However, you can submit a protest for each parcel that you own. You must follow the above instructions for each individual parcel.

Written protests must be mailed, or hand delivered, to the Office of the City Clerk at 377 J Street, Crescent City, California 95531, prior to 4:00 p.m. on June 1, 2026, or hand delivered to the City Clerk at the Public Hearing on June 1, 2026 before the conclusion of the Public Hearing. Protests submitted via e-mail or other electronic means will not be accepted. For any written protest, whether mailed or submitted in person to the City Clerk, please identify on the front of the envelope that the enclosed protest is for the Public Hearing on the Proposed Rate Changes – Water Rates.

The City Council will hear and consider all written and oral protests related to the proposed rate changes at the Public Hearing. Oral comments at the Public Hearing will not qualify as formal protests unless accompanied by a written protest. Upon the conclusion of the Public Hearing, there will be no more written protests accepted and no more testimony taken, and the City Council will consider adoption of the proposed rates for water service described in this notice. If written protests, as outlined above, are not presented on behalf of a majority of the parcels receiving water service (by either property owners or customers of record), the City Council will be authorized to adopt the proposed rates. While both property owners and customers of record may submit written protests, only one protest will be counted for each parcel. If adopted, the rates for water service will go into effect beginning July 1, 2026.

In accordance with Government Code Section 53759, there is a 120-day statute of limitations to challenge in court any new, increased, or extended fee or charge, commencing from the later of the effective date of the new rates or of the date of the final passage, adoption, or approval of the ordinance adopting the new rates.

**Del Norte Healthcare District**

10 a

**From:** Monica <butchmonica@charter.net>  
**Sent:** Wednesday, March 25, 2026 10:44 AM  
**To:** Del Norte Healthcare District  
**Subject:** Application for Director

March 25, 2026

Good morning,

I respectfully submit my application for a position on the Del Norte Healthcare District Board. It would certainly be an honor to represent the Del Norte County community. There is no way to fill the shoes of Mike Young; although, by attending meetings, I am learning a great deal.

I have been in healthcare for over 40 years and have been an RN working in Del Norte for most of that time. I have experience in both acute care and the private sector. As an RN, I have volunteered for numerous health-related functions through the years. Experience in diplomatically managing people and finances was developed from my position as Practice Manager. I am a former board member of Wild Rivers Community Foundation and current facilitator of the Physician's Recruitment and Retention Fund at that organization. I am also on the College of the Redwoods Foundation Board and a past President. Recently, I was asked to join the Del Norte Physician County Provider Recruitment Collaboration Workgroup which is working with all branches of the community to encourage physicians to move here and join the local lifestyle.

I would be diligent in utilizing the taxpayer's money to support all facets of health in Del Norte County in an unbiased manner. Collaboration and a working relationship with all entities is a priority. Please consider my application for this position.

Sincerely,

Monica Sperling  
Sent from my iPad