

« Hello,

I am Flora Goldenberg, I made this document to help my visitors in Paris find their way to the Louvre.

I updated it this year 2020 to be coherent with the recent changes in the Louvre.

Please feel free to contact me with your questions and suggestions.

Enjoy your visit !! »

Flora.Goldenberg@gmail.com

Flora : Tour Guide in Paris





Taxi

You can go to the Louvre by car or by Metro

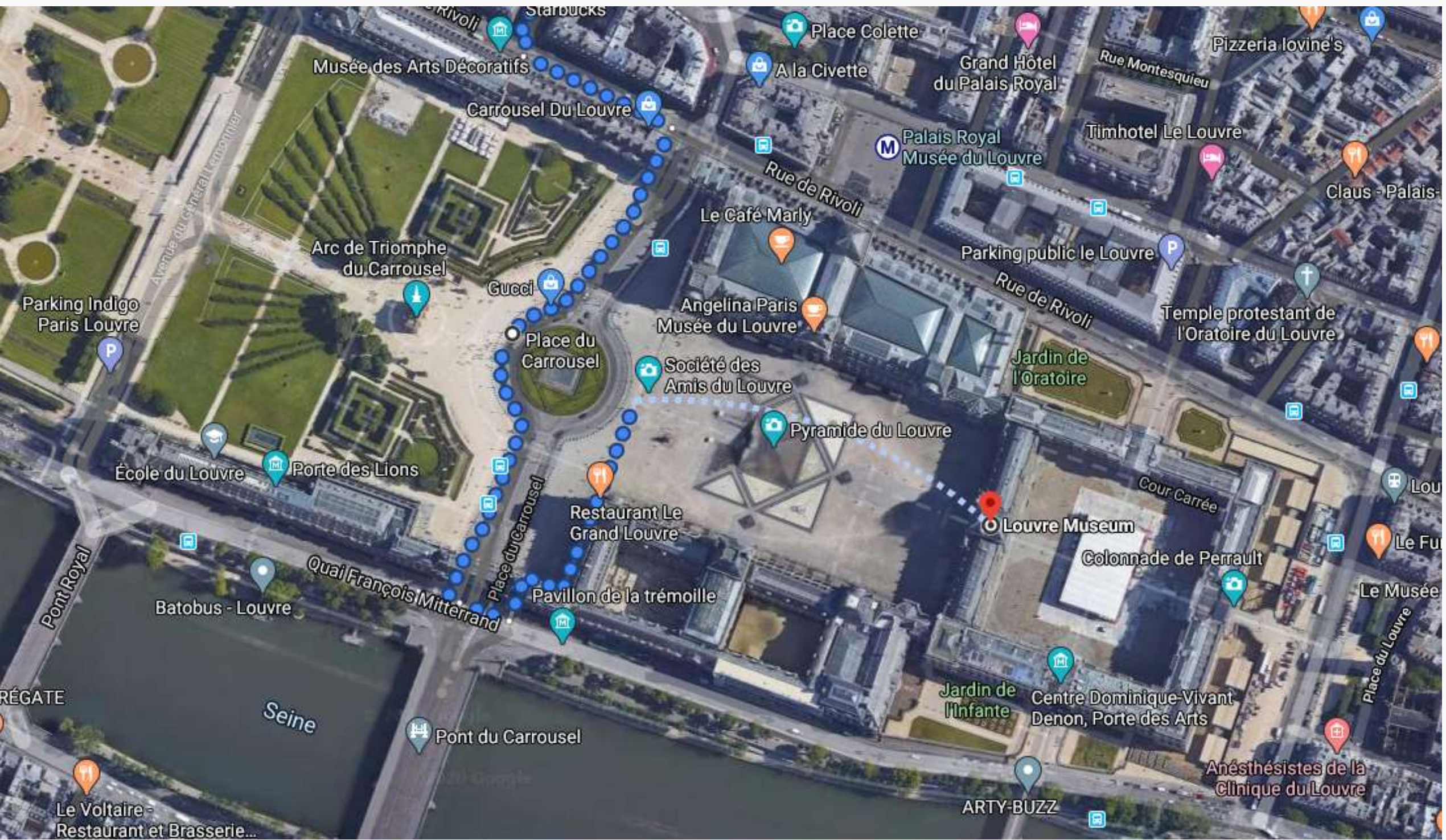
Metro



Where to?



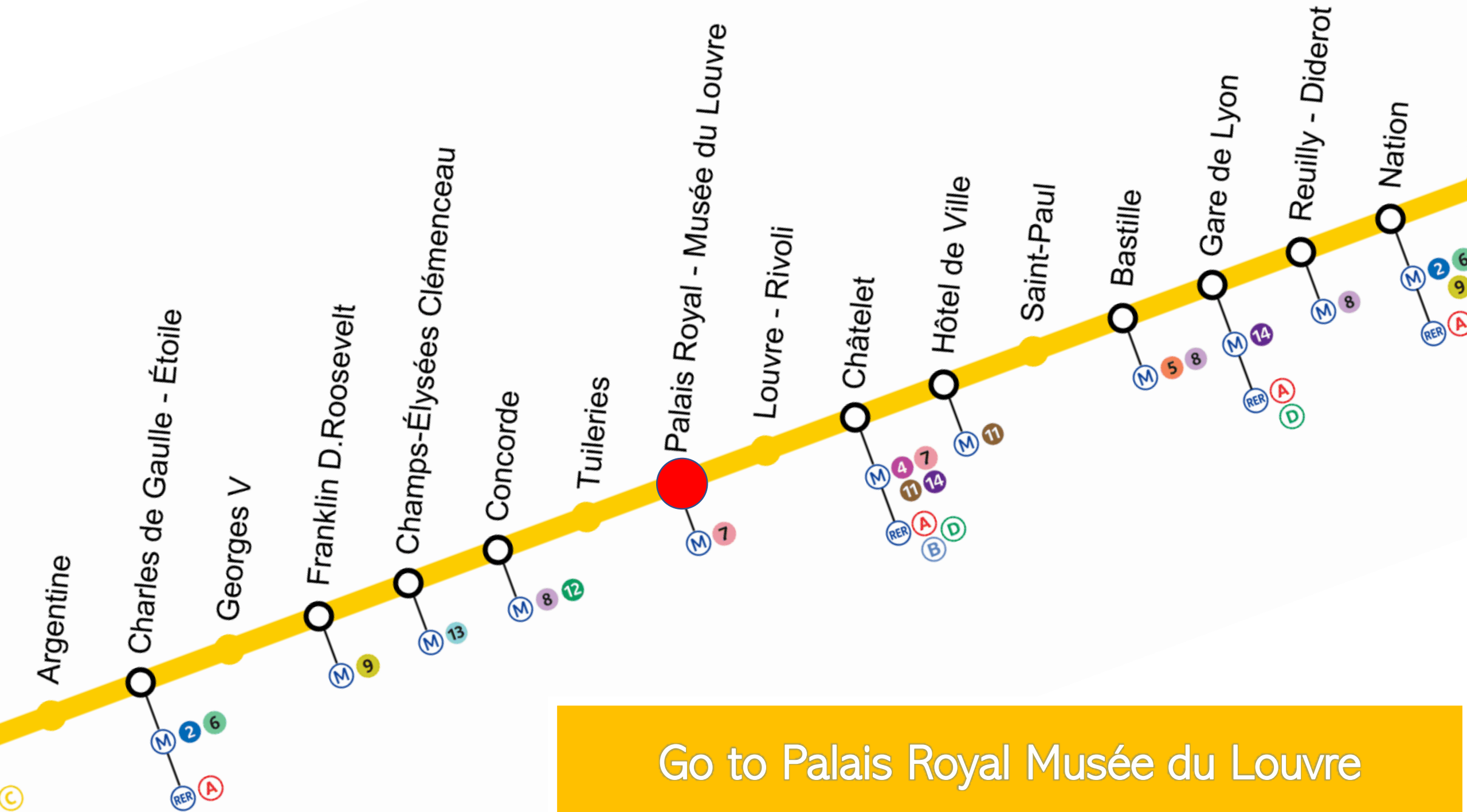
Louvre, 75001 Paris





If you want to go by Metro

Take Line 1



Go to Palais Royal Musée du Louvre

Get out of the subway at
Palais Royal Station

When you this sign :

Palais Royal
Musée du Louvre

M 7 La Courneuve
Ivry • Villejuif

← Sortie

6 Carrousel du Louvre
Musée du Louvre

Sortie ouverte
de 8h30 à 20h30

Sortie

1 Passage Richelieu
2 pl. du Palais Royal
3 r. Saint-Honoré

4 r. de Valois
5 pl. Colette
Théâtres

Sortie

7 r. de Rivoli Les Arts Décoratifs

Musée
du Louvre

Localisation
& BUS

Tourisme
& CULTURE



Plan du quartier

Map of the area
Umgebungsplan

Plano zonal
Mappa della zona



IT IS BETTER TO
TAKE EXIT 2

← Sortie
2 pl. du Palais Royal

← M7 La Courneuve Joly - Villejuif
← Sortie 3 5
↓ Sortie 1 4 7
↓ Musée de la Ville de Paris

← (M) 7 La Courneuve
Ivry • Villejuif


← Sortie 3 5

↓ Sortie 1 4 7

↓ Musée
du Louvre 

AVOID THIS EXIT





YES, THIS WAY !



GO RIGHT




FIND THE BIG
DOORS ACROSS
THE ROAD



GET INSIDE THIS
BIG DOOR



WALK UNTIL YOU
FIND THE PLACE
WITH THE
PYRAMID OF
GLASS



WALK UNTIL YOU
FIND THE PLACE
WITH THE
PYRAMID OF
GLASS



WALK UNTIL YOU
FIND THE PLACE
WITH THE
PYRAMID OF
GLASS



IF YOU ARE
MEETING WITH A
GUIDE,


at this location

YOU WILL FIND
THE STATUE IN
FRONT THE
PYRAMID



THIS IS THE MAIN ENTRANCE



THERE ARE 3 WAITING LINES



GO TO LEFT IF
YOU ALREADY
HAVE TICKETS




GO TO THE RIGHT IF
YOU DONT HAVE
TICKETS



THIS IS THE
SECURITY CHECK
POINT :
BACKPACKS
FOOD
SMALL LUGGAGE
...
IS ALLOWED

IF YOU HAVE A
STROLLER

THE ELEVATOR IS
ON THE LEFT
AFTER SECURITY





This is the
ELEVATOR

Picture Taken from
downstairs

It looks like a spiral
or a snail

It is very well
designed 😊



NOW, YOU ARE IN
THE LOUVRE,
BUT NOT YET
INSIDE THE
GALLERIES

KEEP YOUR
TICKETS ON YOU
YOU ARE GOING TO
NEED IT



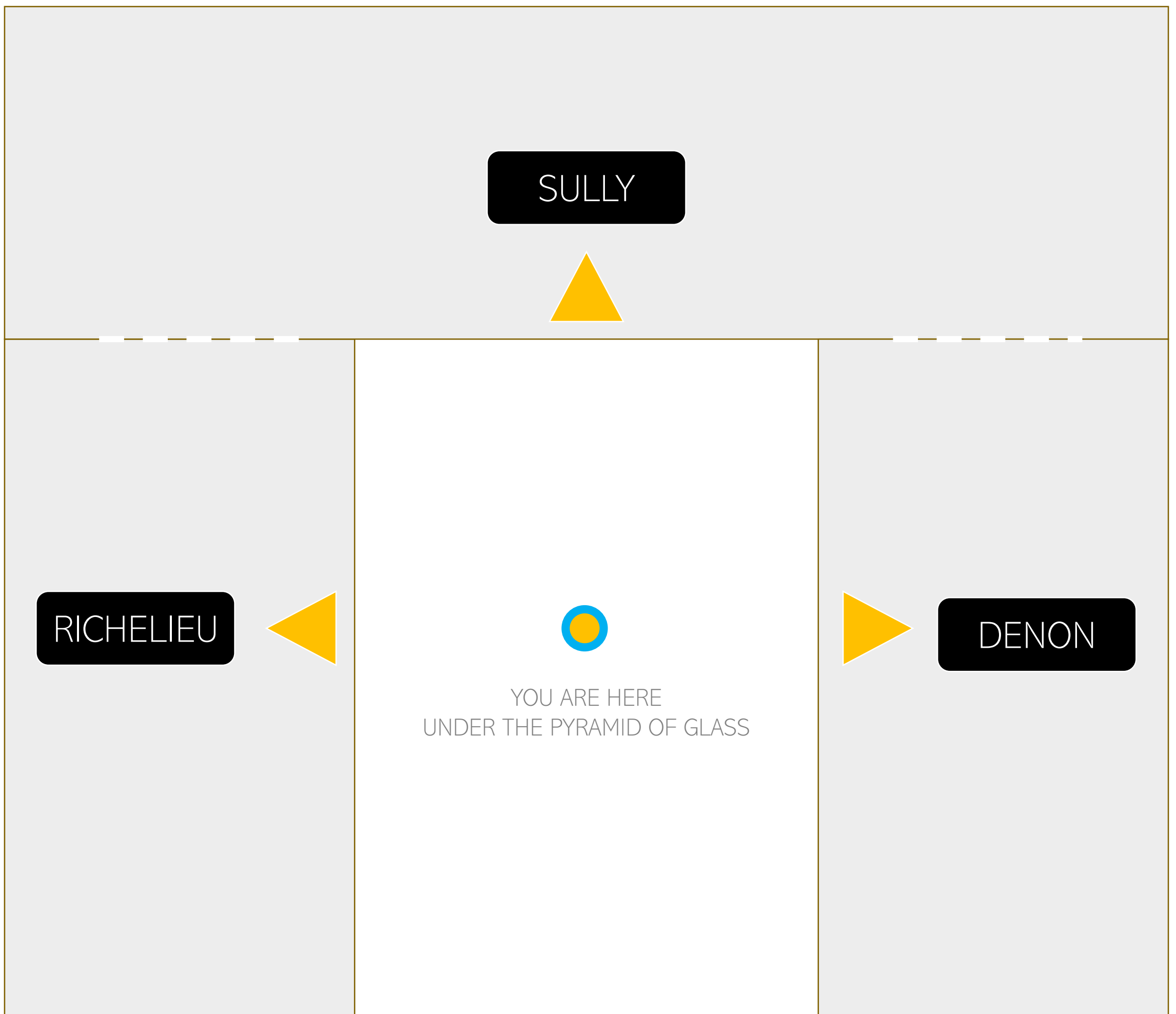


Find the
CLOACKROOM

It is Free !



You are under the pyramid !!









You have 3 possibilities to get inside the Galleries
Gate Richelieu | Gate Sully | Gate Denon

HERE IS WHAT YOU FIND IN EACH GATE

Egypt & The Seated Scribe

The Louvre Wall from year 1200

Mesopotamia



Hammurabi Law code








Four Captives



SULLY


RICHELIEU

DENON







You are under the pyramid of Glass
And you can choose to enter any gate and switch later




Winged Victory



Mona Lisa



The Raft of Medusa, wedding feast at Cana, Liberty Leading the People



DENON






SULLY





RICHELIEU



IF YOU ARE HERE FOR EXHIBITIONS
GO TO SULLY GATE





HOW TO
EXIT
THE LOUVRE
TO FIND THE
METRO ?





LOOK FOR
SORTIE with

This sign

METRO





The BOUTIQUE

is on the way out

You can find some
souvenirs and books



YOU WILL SEE
INDICATIONS TO
THE METRO

