

CERTIFICATE OF ANALYSIS

Cert No: C-AR0209-1-1

Sample information

Customer: CBD-Me Ltd

Sample type: S.01 CBD-Me 10% Sunlight

Sample batch number: MX0119

PV sample ID: AR0209-1

Sample received date: 23rd January 2019

Method Information

Instrument ID: PVQ001

Method ID: PV001

Column ID: PVC002

Data sequence file:

ANALYSIS-2019-25 08-11-59

CANNABINOID PROFILE

Analyte	%w/w
CBDV	0.23
CBDVA	< 0.05
CBG	< 0.05
CBD	11.55
THCV	< 0.05
CBDA	< 0.05
CBGA	< 0.05
CBN	< 0.05
Δ 9-THC	< 0.05
Δ 8-THC	< 0.05
THCVA	< 0.05
CBC	< 0.05
THCA	0.12
CBCA	< 0.05

ND = Not Detected

CBC = Cannabichromene

CBD = Cannabidiol

CBDA = Cannabidiolic acid

CBDV = Cannabidivarin

CBDVA = Cannabidivarinic acid

CBG = Cannabigerol

CBGA = Cannabigerolic acid

CBN = Cannabinol

CBCA = Cannabachromenic acid

Δ 9-THC = Δ 9-tetrahydrocannabinol

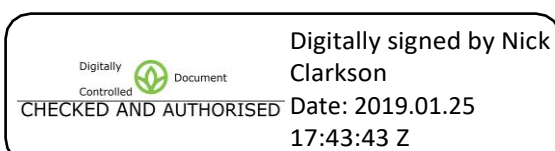
Δ 9-THCA = Δ 9-tetrahydrocannabinolic acid

THCV = Tetrahydrocannabivarin

THCVA = Tetrahydrocannabivarinic acid

Δ 8-THC = Δ 8-tetrahydrocannabinol

The test results relate only to the sample/s sent in by the submitter. By placing the order for services with PhytoVista Laboratories, terms and conditions are deemed to be accepted by the submitter.



Use the QR code to check your results and find out more information on how to read them



CERTIFICATE OF ANALYSIS

Cert No: T-AR0209-1-2

Sample information

Customer: CBD-Me Ltd

Sample type: S.01 CBD-Me Sunlight

Sample batch number: MX0119

PV sample ID: AR0209-1

Sample received date: 23rd January 2019

Method Information

Instrument ID: PVQ002









Method ID: PV001T

Column ID: PVC001T

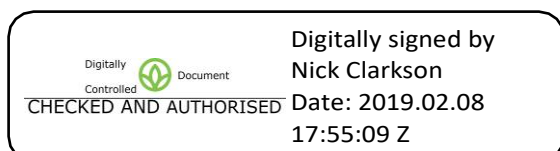
Data sequence file:

PhytoVista/Data/19Jan25

TERPENE PROFILE

Analyte	mg/g	
alpha-Pinene	2.79	
Camphene	0.02	
beta-Pinene	ND	
beta-Myrcene	11.00	
delta-3-carene	ND	
alpha-Terpinene	ND	
Limonene	3.50	
p-cymene	ND	
Eucalyptol	ND	
Ocimene	ND	
gamma-Terpinene	ND	
Terpinolene	ND	
Linalool	3.31	
Isopulegol	ND	
Geraniol	ND	
beta-Caryophyllene	5.55	
alpha-Humulene	1.34	
cis-Nerolidol	ND	
trans-Nerolidol	0.29	
Guaiol	0.03	
Caryophyllene oxide	ND	
alpha-Bisabolol	0.47	

ND = Not Detected



Use the QR code to check your results and find out more information on how to read them

