



SOUTHWEST WASHINGTON WOODTURNERS

NEWSLETTER – **NOVEMBER 2019**

Visit our website at <http://www.southwestwashingtonwoodturners.com/>

Regular meetings are held on the fourth Wednesday of the month.

NOVEMBER MEETING – 7:00 p.m. Wednesday, November 13th, at Friends of the Carpenter, 1600 W. 20th St, Vancouver, WA.

Event: Snowman – Rick Rich

November 2019 President's Message

Hello Fellow woodturners,

November is here and a year has gone by already. Our meeting this month is this Wednesday the 13th. I would like to have a board meeting if possible one hour before our meeting to discuss our year calendar. There is a lot to discuss for next year and see what our budget is. There is also the new presidency elections for the club, start thinking on candidates and bring them to the board meeting.

In another note... I'm looking for a Photographer to take over the photography for our club. Let me know if that interests you.

Our new mentoring program is in place for all the ones that need a hand in learning the craft. Invite your friends and neighbors it is open to anyone.


I hope you all are doing well in their shops and staying warm on this weather, I just haven't had the time since I came back to do anything in the lathe, but hoping for some time off during the holidays to work on some presents for the family. I hope to see you all before the years end if not I wish you a happy holidays! and a Merry Christmas!

Kindly,

Adam Luna

President

OCTOBER Event: Adam Luna demonstrates turning a green square edge bowl



Member Projects:





AAW NEWS *From Kathleen Duncan – AAW Board of Directors*

AAW is once again offering scholarships to Arrowmont and John C Campbell. This year there will not be a limit on nominations. Check the December Journal for details.

The women's turning group will be meeting on December 7 from 9-12. We meet at 1600 West 20th Street, Vancouver. Please let me know if you intend to come.

Kathleen

woodspinner@gmail.com

Kathleen

woodspinner@gmail.com

360-574-0955

Dan's Corner

It seems to me that the time has been really flying by this year and Planning for next year has already started.

Since 2020 activities have been the subject of late, I thought that I might mention that next year also marks the tenth, yes 10, year anniversary of the beginning of the Southwest Washington Woodturners, although the first three years it was known as the Carpenter woodturning group and although it was established with the idea of someday becoming a Chapter of the American Association of woodturners, this was accomplished with the presentation at a meeting in March of 2013 by Rick Rich, who had been trying to establish a group in the Battle Ground area.

I contacted Rich and told him of the group meeting at the Carpenter Friendship Center in Vancouver and that we had been meeting for about three years at that time. At the meeting and presentation by Rick, we took a vote, which was unanimous, and the paperwork, including By Laws and election of a board was submitted to the AAW and in April of 2013 we became an official chapter of the American Association of Woodturners.

As the first President of this group, I was pleased to step up and watch the group grow from the idea by four initial members, who took the time to meet with Duane Sich, who was the Director of the Friends of the Carpenter and the rest is now history.

Who were the first to approach this idea of a Vancouver Woodturning group? It was myself, Dick Carlson (Recently passed), Brian Harte and Jim Moore who established the Carpenter woodturning group and later Rick Rich, who Presented his proposal of becoming a chapter of AAW.

The first Board consisted of Dan Baker, President, Gary Owen, Vice President, Brian Harte and Jim Moore. After eight years as a board member, Adam Luna was elected as President and Rick Rich, (who is now the Vice President), Brian Harte (still the Treasurer) and Terry Tanner who now holds the Secretary position along with various other board members, including helpers like Troy Rich, who helps with video and Bill Brookes who is our Librarian. There are other members, including Blair Wofley, who have stepped up to help in various positions and there are always new activities and positions that need to be filled. This November we will also be electing board members and hopefully there will be plenty of volunteers to fill these important positions. As a member, we should all consider a board position so that new ideas and planning can help us to continue to grow. Adam has done an excellent job as President, as well as Rick Rich, not only with holding down the Vice president position, but by conducting hands on classes, especially his spindle turning class which has been well worth it to those who took the time to attend and become proficient with the skew as well as spindle gouges and other woodturning trade tools and procedures. These events and contributions to our club has been the main reason the club has grown and why we now have our own space in the Friendship center.

It is also with generous contributions of your woodturnings that help us pay our way with the Friends of the Carpenter and hopefully you might consider donating not only to the rent payment contribution, but help with their annual auction and maybe a Christmas Bazaar will be in the works again.

Dan Baker



LIBRARY UPDATE

BOOK OF THE MONTH

Time to get busy in your shop making Christmas gifts and those special Christmas ornaments to share with friends and family or to make a few \$\$ to buy new turning tools, gadgets, etc.

In our club books we have Dick Sing's Turning Miniature Birdhouses; in our DVD collection we have a good selection of Christmas ornament DVDs including: #14-#15 Ron Brown, Rex Burningham and Kip Christensen #16 and #17, Dave Best #4, and Joe Wagner #104-#108. Note: All our DVDs are numbered and the numbers above refer to the # on the DVD case. Check them out on the checkout sheet in the binder.

The holidays are a time of giving. Do you have a turning book or DVD to share with your fellow club members? Donations are always appreciated.

Turn safe and have a safe and joyous holiday season.


Bill Brookes

2019 SW Washington Woodturners Club schedule

If you have requests for certain turning projects, procedures or know of a local or regional turner that you believe would be of interest to the rest of the club, please let me know during a meeting.

Your cordial demonstration scheduler,

R. Rich

DATE	VENUE	EVENT	WHO	SUBJECT
11/13/19	SWWWT	CLUB MEETING – 7-9PM	Rick Rich	XMAS Items - Snowman, Top 
12/7/19	SWWWT	OPEN SHOP 12-4PM	Everyone	<p>SWWWT is having an open shop on Saturday December 7th from 12:00pm to 4:00pm. We have 9 lathes and will have several experienced members available to assist you in your own project that you bring or one of ours. We will have a spindle skew tutorial making spinning tops with Rick Rich, bowl turning with Adam Luna and birdhouses with Brian Harte.</p> <p>The club has 4 sets of tools, several spindle and bowl gouges for sale and numerous blanks for member use. We do not have hollowing tools for deep hollowing of vessels.</p> <p>A suggested donation for use of the open shop is \$10, payable to Brian Harte the club treasurer.</p>
12/TBD		TBD	TBD	

SW WASHINGTON WOODTURNERS

R.E. Vaughn Woodturning School

1600 W. 20th St, Vancouver, WA 9866

NOTE:

SWWT is now planning Club demonstrations and other activities for calendar year 2020. If you have a topic that you would be interested in seeing demonstrated, or would like to demonstrate, please contact Club President, Adam Luna.

EVENTS – GENERAL

Battle Ground HS Shop Classes:

Battle Ground High School shop class is interested in volunteers in their Wood Arts shop class. Their program is vibrant and what you do there is pretty wide open to you as the volunteer. You can help teach wood turning, just be there and encourage the students or anything in between. The class also includes glass and jewelry art and there are opportunities to learn those things if you want. You can attend as much or as little as you want, and you don't even have to be consistent. They'll appreciate whatever you want to give.

The instructors are Jodi Riley, Don Wilson, and Chet Weatherl. Jodi has attended SWWT more than once and all of them are really invested in developing talented students. Jodi Riley, the instructor, will be happy to talk with you. The last class gets out at 2:30 p.m. daily, so you'll have plenty of time afterwards to do your other stuff. I volunteer there a couple of hours each week and get a lot out of it just by associating with quality young people. If you'd like to become involved please contact me, Terry Tanner, and we can talk. My mobile is 360-567-9434, or email, wterrytanner@hotmail.com.

ARTICLES/MEMBER SHARING

Shared from WoodMagazine.com



PROJECT CENTRE FINDER SQUARE



TEKNATOOL
TOOLBOX

This is a very easy project to make. Once complete you will have a really useful tool that is particularly helpful as a quick guide for finding the centre of your work when using Faceplate Ring, Woodworm and Spur Centre accessories.



QUICK FACTS

Level: Easy
Time: Around 30 mins
Useful For:
Finding the centre of bowl blanks when using
* Spur Centres
* Woodworm Screws
* Faceplate Rings
* Faceplates

MAKING A CENTRE FINDER SQUARE



1. You need to cut a right angle square out of 1/4" bison board or custom wood. The size of the square does not matter but you can use a larger square for both large and small bowls. The three sizes illustrated range from inside square measurement of 14 1/2" down to the small one of 9 1/2".

2. Make sure that the inside square angle is exactly 90degrees.. You can use a builders square or square to draw the 90 degree angle. The outside shape does not matter much.




3. Then you need to bandsaw out the tri-setting arm. You need to make sure that it has a straight edge. Arm ready to glue on.

4. Glue the arm in place- make sure the inside angle bisects the 90° angle of the square.



5. Your completed Center finder square. For how to use this useful tool, see over the page!



YOU'LL NEED

1. 1/4" Bison Board or Custom Wood (MDF)
2. Builders Square or tool to determine 90 degree angle
3. Bandsaw
4. Wood glue



YOUR SAFETY

Always read & understand the instruction manual for any product or equipment before using.

Always use safe practices & appropriate safety equipment.

Only use genuine Teknatool parts and products.







HOW TO USE THE CENTRE FINDER SQUARE



1. Butt the square against the outside round of the bowl blank. Draw a pencil line across the approximate centre position. (Fig 1)



2. Move the square round the bowl and repeat the same method at least twice more (Fig 2 & 3)



3. You then end up with three intersecting lines. The intersection of these lines is the centre of your bowl. (Fig 4)

4. Drill your hole in the intersection and attach your woodworm screw, spur centre, faceplate ring (or other accessory) (Fig 5)



MERCHANDISE

The following items are available for purchase at the meeting:

DESCRIPTION	UNIT	PRICE
Thompson Lathe Tools – 5/8" Bottom Bowl Gouge (10V steel, no handles).	EA	\$95.00
1/2" V Bowl Gouge (3 in stock)	EA	\$70.00
3/8" Spindle Gouge (5 in stock)	EA	\$55.00
1/2" Spindle Gouge (2 in stock)	EA	\$65.00
Abranet Sanding Sheets Pack of (7) 3 x 9 sheets (80, 100, 120, 180, 240, 320 & 400)	PK	\$7.00
CA Glues (Thin, Med, Thick) 2 oz. Bottles	EA	\$6.00
CA Glue, Black, Thick 2 oz. Bottles	EA	\$12.00
CA Accelerator 8 oz. Can	EA	\$8.00
End Grain Sealer – 1 Gallon Jug	EA	\$15.00
End Grain Sealer – ½ Gallon Jug	EA	\$8.00

CLASSIFIED ADS

Oneway 16-40 For Sale w/ Accessories

I need to sell my biggest lathe It is a 1 ½ HP ONEWAY 16-40. The lathe is one of four in my shop. I bought it new in May of 2007. It has never had wet wood on it. The sale would include at least the following.

ONEWAY Wheel set

ONEWAY Talon chuck

Drill chuck

Colet chuck

ONEWAY live center

ONEWAY Drill Wizard

Knock out bat and other accessories the come with a new lathe.

Remote start and stop

And any other items I remember.

I'm asking \$3100.00 for all of the listed items. The lathe is located in Onalaska.

Thanks

Dave Doern

360 915 4209

dvdoern@gmail.com

CLUB MISCELLANEOUS

Shop and save at these businesses with your SWWWT membership card.

Rockler Woodworking and Hardware – Beaverton, OR
Woodcraft – Tigard, OR
Cross Cut Hardwoods – Portland, OR

Refer a friend!

Ask them to join and become a member of the Southwest Washington Woodturners. It's low-priced easy fun

RESOURCES

Adam Luna	President	president@southwestwashingtonwoodturners.com / 720-226-7054
Rick Rich	Vice-President	rryacolt@gmail.com / 360-839-0121
Brian Harte	Treasurer	blharte@gmail.com / 360-225-8265
Terry Tanner	Secretary	wterrytanner@hotmail.com / 360-686-4203
Bill Brookes	Librarian	wmbrookes@att.net / (360) 727-3234
Brian Harte	Store Keeper	blharte@gmail.com / 360-225-8265
Joe Herz	Newsletter Editor	stiffarm67@gmail.com / 360-281-3635
Ron Wiltsey	Photographer	rawiltsey@hotmail.com 360-521-1216
Rick Rich	Demonstration Scheduler	rryacolt@gmail.com / 360-839-0121