

# SOUTHWEST WASHINGTON WOODTURNERS

NEWSLETTER – AUGUST 2019

Visit our website at <http://www.southwestwashingtonwoodturners.com/>

*Regular meetings are held on the fourth Wednesday of the month.*

**AUGUST MEETING** – 7:00 p.m. Wednesday, August 28<sup>th</sup>, at Friends of the Carpenter, 1600 W. 20<sup>th</sup> St, Vancouver, WA.

**Event:** Green wood cutting, orientation, different types of drying, burls, and more by Greg Dahl "The Burl Hunter"

## *August 2019 President's Message*

Hello Fellow Woodturners,

Another month is here, hope you are all woodturning safely in your shops! Summer is almost gone now, with kids activities and travel trips, I'm sure ready to lay low and start turning at my shop.

Whats new in the club? We have a new video system that will allow up to 4 cameras, we have both TV's working. Now you will be able to see the demonstrations better from way back in the room. What's next? Our new and improved logo is being designed. Remember we have until this meeting to decide, get your idea hat out and share them with us. We want to be able to embroider the logo on hats, polo shirts, and smocks soon.

I also want to remind you about our board meetings. 1 hour before our regular meetings, you are all welcome to come and give your input on ideas that are being brought up in the club. We use the time to discuss things, so our club meeting is dedicated to our demonstrator. I aim to cut shorter the opening business talk from this meeting on.

This month we have a great demonstrator !

The Burl Hunter will be ready to share his knowledge and answer all kinds of questions for you.



One more thing...The club still needs your donations to cover part of our rent monthly with the Friends of the Carpenter. Please make sure you use the little form created for show and tell and add a description of what you are donating.

That's all I have for now. Keep on turning and enjoying this mild weather! Oh I'm for sure glad I can work on my shop without feeling like its a sauna!

Kindly,

Adam Luna  
President

*JULY Event: John Beechwood, Spiral Edge Bowl*



Member Projects for July:



## **AAW NEWS**     *From Kathleen Duncan – AAW Board of Directors*

Those of you who are AAW members should have received an email regarding this year's election for three members to the Board of Directors. Your vote does count! You can vote for up to three candidates. Read their statements, watch their interview videos, and VOTE at: <https://www.woodturner.org/page/2020BoardVote>.

Although he is not a member of Southwest, most of us know Dale Larson and are aware of his many contributions to woodturning and AAW. You may have missed the symposium in Raleigh, but you can watch the video of Dale's poignant speech when he accepted his Lifetime Member Award

[https://player.vimeo.com/external/348845203.hd.mp4?s=f1449100cb44a761c75bc4c85bcc88f42f085e32&profile\\_id=174](https://player.vimeo.com/external/348845203.hd.mp4?s=f1449100cb44a761c75bc4c85bcc88f42f085e32&profile_id=174)

Congratulations Dale!

The monthly gathering to attract women to wood turning has met for the third time at the Southwest Washington Woodturners RE Vaughn room. Once again, we had several women who had never turned before. In our group of 14, we also had three teen and almost teen turners. The September gathering will August 31<sup>st</sup> since I will be at Arrowmont for an AAW WIT event the first Saturday in September. If you know someone who might be interested, send me their email and I'll contact them.

*Kathleen*

[woodspinner@gmail.com](mailto:woodspinner@gmail.com)

360-574-0955

## Dan's Corner

July and August have been busy months with the AAW symposium in Raleigh, North Carolina in July, Clark county Fair and a workshop with Eli Alvesera at Dale Larson's Shop in Gresham In August. Also, the Portland Clubs have their annual Picnics this month and coming up is the Cascade Picnic at Phil Lapps home in Sheridan. You can find out more about that on their web site, [www.cascadewoodturners.org](http://www.cascadewoodturners.org). Northwest Woodturners had their picnic on August 5th and we have a meeting coming up this month too.

Raleigh was a great symposium and I was able to take in 11 rotations and was happy to be in attendance when the AAW presented Dale Larson with the Lifetime Achievement award. Well Deserved.

Joe has added some pictures of the Instant gallery to this note and I have also sent him some pictures from the Eli Alvesera class too. These workshops have been a great opportunity to not only learn from some of the world's best turners, but to meet and enjoy the company of wonderful people who are able to share some of their talents with us novice turners, improving our skills tremendously.

If you haven't attended a Symposium, or workshop, you should consider doing so. They are being provided at great cost to each club and the experience and low cost are advantages we all can enjoy.

See you all next meeting. Going to put some new skills to work now. Maybe even have one or two pieces for show and tell. You can never tell.

### Photos from the symposium









Photos from the Eli Alvesera class:



Dan Baker

## LIBRARY UPDATE

### BOOK OF THE MONTH



Did you know we have four (4) books for pen and pencil turners available in our library?

**Rick Rich** definitely has the UK connection. In the August edition of **Woodturner Magazine** Rick turns a top with a skew chisel.

Library status report: We currently have 64 books and 117 DVDs (including a couple VHS tapes)

Do you have woodturning books or DVDs that you would like to share with our club members? I look forward to adding new titles to our library.

Next month I will develop a subject matter listing for our DVDs.

Happy turning!

*Bill Brookes*

## 2019 SW Washington Woodturners Club schedule

If you have requests for certain turning projects, procedures or know of a local or regional turner that you believe would be of interest to the rest of the club, please let me know during a meeting.

Your cordial demonstration scheduler,

*R. Rich*

DATE	VENUE	EVENT	WHO	SUBJECT
8/28/19	SWWWT	CLUB MEETING	Greg Dahl	Green wood cutting, orientation, different types of drying, burls and more by Greg Dahl "The Burl Hunter".
9/25/19	SWWWT	CLUB MEETING	Dan Massie	Box with fitted lid
10/23/19	SWWWT	CLUB MEETING	Adam Luna	Green square edge bowl
11/13/19	SWWWT	CLUB MEETING	Rick Rich	Snowman
12/TBD		TBD	TBD	

### SW WASHINGTON WOODTURNERS

### R.E. Vaughn Woodturning School

1600 W. 20th St, Vancouver, WA 98660

#### **NOTE:**

**SWWT is now planning Club demonstrations and other activities for calendar year 2020. If you have a topic that you would be interested in seeing demonstrated, or would like to demonstrate, please contact Club President, Adam Luna. Items will be considered in April and May, discussed in May, and approved by a general membership vote at our June meeting.**

### EVENTS – GENERAL

#### Battle Ground HS Shop Classes:

Battle Ground High School has a shop class that is one few remaining shop classes. Part of the curriculum includes wood lathe work, but also a variety of woodworking skills. Additionally, they teach working with glass and jewelry making.


The shop teachers welcome volunteers and are very flexible about how much and what times you would like to visit and even what you would like to do. It can be encouraging a kid to helping with safety or even wood working tips.

If you're interested, even just for a visit to their facility at BGHS, contact Terry Tanner, shop class advisor, mobile 360-567-9434, phone or text, or email at [wterrytanner@hotmail.com](mailto:wterrytanner@hotmail.com).



## ARTICLES/MEMBER SHARING

# HOW TO TEST A LATHE



Posted From Woodturning Online (<https://www.woodturningonline.com>)

Here are three simple tests to run on candidate lathes before choosing which one to buy:

1. Turn the lathe on, run it at various speeds, and note the amount of vibration coming off the headstock...less is better, both in terms of quality of the machine's design and the quality of product that it will produce.
2. Install a pointed live center on the tailstock and another point on the headstock, then run the two together and see if the points meet...meeting point to point is good. Then, turn the lathe on, and at low speed, note any wobble while viewing the headstock's spur point...wobble is bad. While you're at it, move the tail stock up and down the length of the lathe several times, locking it in place at the point to point head/tailstock position each time...do the points meet every time; or in other words, does the tailstock have left to right slop? If so (a cheap lathe characteristic), you're going to have problems if you switch your piece from a spindle hold to a chuck hold. I've noted more than a 1/16" left/right slop in the tailstock on many lathes.
3. Put a piece of wood between the head and tailstock points, lock the tailstock in place, then try giving the tailstock hand-wheel a few turns and note if the tailstock moves. Also, lock the tool rest in place and give it a good shove/pull...did it move? Cheaply designed lathes are notorious for having a weak tailstock and tool rest locking design. When you are turning a hard wood into the grain, you'll be very happy to have a quality lathe where all the lathe's pieces stay where you put them, while under hard vibration.

There are several additional things to consider, beyond these quality-of-design-and-manufacture issues:

1. Which speed control process to buy...manual belt adjustment, lever pull, or electronic? No matter what anyone tells you, manually adjusting the belt each time you want to make a speed change is one big pain in the backside. While making a typical box, I might change speeds 20-30 times.
2. Size of work you want to produce...everyone says they only plan to turn spindles, pens and other small things when they are starting out...so, a small lathe is what you need, right? Well, if you can afford more, buy more. Otherwise, if you stick with the hobby, you almost certainly will be buying a second lathe (bigger/better) as your skills improve.
3. Low speed considerations...if you can envision the possibility of wanting to learn how to chase threads, be sure to buy a lathe that has the ability to run between 100 and 250 RPM. It is extremely difficult to turn threads in wood when the lathe is running faster than this.

Here's a reasonable game-plan for someone just starting out...buy a mini/midi like the Jet, Delta or Mercury (\$280-350), with the idea of using this lathe to train on. If after a year you're still turning and enjoying the hobby, upgrade to a One-Way, Vicmarc, or some other quality machine.

The ideas expressed here are only the opinions of the author.

Best regards and good luck,

[Ed Davidson](#)

## MERCHANDISE

The following items are available for purchase at the meeting:

DESCRIPTION	UNIT	PRICE
Thompson Lathe Tools – 5/8” Bottom Bowl Gouge (10V steel, no handles).	EA	\$95.00
1/2” V Bowl Gouge (3 in stock)	EA	\$70.00
3/8” Spindle Gouge (5 in stock)	EA	\$55.00
1/2” Spindle Gouge (2 in stock)	EA	\$65.00
Abranet Sanding Sheets (OUT OF STOCK) Pack of (7) 3 x 9 sheets (80, 100, 120, 180, 240, 320 & 400)	PK	\$7.00
CA Glues (Thin, Med, Thick) 2 oz. Bottles	EA	\$6.00
CA Glue, Black, Thick 2 oz. Bottles	EA	\$12.00
CA Accelerator 8 oz. Can	EA	\$8.00
End Grain Sealer – 1 Gallon Jug	EA	\$15.00
End Grain Sealer – ½ Gallon Jug	EA	\$8.00

## CLASSIFIED ADS

### Oneway 16-40 For Sale w/ Accessories

I need to sell my biggest lathe It is a 1 ½ HP ONEWAY 16-40. The lathe is one of four in my shop. I bought it new in May of 2007. It has never had wet wood on it. The sale would include at least the following.

ONEWAY Wheel set

ONEWAY Talon chuck

Drill chuck

Colet chuck

ONEWAY live center

ONEWAY Drill Wizard

Knock out bat and other accessories the come with a new lathe.

Remote start and stop

And any other items I remember.

I'm asking \$3100.00 for all of the listed items. The lathe is located in Onalaska.

Thanks

Dave Doern

360 915 4209

[dvdoern@gmail.com](mailto:dvdoern@gmail.com)

## CLUB MISCELLANEOUS

Shop and save at these businesses with your SWWWT membership card.

Rockler Woodworking and Hardware – Beaverton, OR  
Woodcraft – Tigard, OR  
Cross Cut Hardwoods – Portland, OR

### Refer a friend!

Ask them to join and become a member of the Southwest Washington Woodturners. It's low-priced easy fun

## RESOURCES

Adam Luna	President	<a href="mailto:president@southwestwashingtonwoodturners.com">president@southwestwashingtonwoodturners.com</a> / 720-226-7054
Rick Rich	Vice-President	<a href="mailto:rryacolt@gmail.com">rryacolt@gmail.com</a> / 360-839-0121
Brian Harte	Treasurer	<a href="mailto:blharte@gmail.com">blharte@gmail.com</a> / 360-225-8265
Terry Tanner	Secretary	<a href="mailto:wterrytanner@hotmail.com">wterrytanner@hotmail.com</a> / 360-686-4203
Bill Brookes	Librarian	<a href="mailto:wmbrookes@att.net">wmbrookes@att.net</a> / (360) 727-3234
Brian Harte	Store Keeper	<a href="mailto:blharte@gmail.com">blharte@gmail.com</a> / 360-225-8265
Joe Herz	Newsletter Editor	<a href="mailto:stiffarm67@gmail.com">stiffarm67@gmail.com</a> / 360-281-3635
Ron Wiltsey	Photographer	<a href="mailto:rawiltsey@hotmail.com">rawiltsey@hotmail.com</a> 360-521-1216
Rick Rich	Demonstration Scheduler	<a href="mailto:rryacolt@gmail.com">rryacolt@gmail.com</a> / 360-839-0121