



EXPERIENTIAL  
SYSTEMS



**Open Market  
Playground Equipment**



EXPERIENTIAL  
SYSTEMS

555 Williams Street  
Thornton, IL 60476

[www.experientialsystems.com](http://www.experientialsystems.com)

**877-206-8967**

# Childhood is about having **FUN!**

Help your customers build more meaningful play and recreation spaces by expanding your playground offering. In this catalog, we offer everything from full playground structures to independent play pieces for commercial use — all to make childhood more fun! Browse our selection of products and get in touch with your sales representative to start selling them today.

**02** Commercial Play Structures

**28** Commercial Freestanding Play Equipment

**51** Colors



**Looking for playground replacement parts? We have a catalog for that!**  
Ask your sales representative for a Superior Play Components catalog.



# Play STRUCTURES

- 03** Steel Structures
- 15** Recycled Structures
- 20** Panel Structures
- 25** Plastic Structures

## Steel Playground Structures Ages 2-5

### CW-0026

**Age Group:** 2-5 Years  
**Capacity:** 32  
**Structure Size:** 20' x 16'  
**Use Zone:** 32' x 30'  
**Fall Height:** 3'  
**Est. Timber Count:** 26  
**ADA:** Yes



*Reverse  
View*



### CW-0013

**Age Group:** 2-5 Years  
**Capacity:** 35-40  
**Structure Size:** 22' x 22'  
**Use Zone:** 34' x 34'  
**Fall Height:** 4'  
**Est. Timber Count:** 28  
**ADA:** Yes



*Reverse  
View*



## Steel Playground Structures

Ages 2-5 & 2-12

### CW-0010

**Age Group:** 2-5 Years  
**Capacity:** 22  
**Structure Size:** 16' x 15'  
**Use Zone:** 28' x 27'  
**Fall Height:** 3'  
**Est. Timber Count:** 22  
**ADA:** Yes



*Reverse View*



### CW-0022

**Age Group:** 2-12 Years  
**Capacity:** 22  
**Structure Size:** 16' x 16'  
**Use Zone:** 28' x 28'  
**Fall Height:** 4'  
**Est. Timber Count:** 25  
**ADA:** Yes



*Reverse View*



## Steel Playground Structures Ages 2-12

### CW-0003

**Age Group:** 2-12 Years  
**Capacity:** 26  
**Structure Size:** 29' x 16'  
**Use Zone:** 41' x 28'  
**Fall Height:** 6'  
**Est. Timber Count:** 30  
**ADA:** Yes



*Reverse View*



STRUCTURES

### CW-0012

**Age Group:** 2-12 Years  
**Capacity:** 40  
**Structure Size:** 29' x 22'  
**Use Zone:** 41' x 34'  
**Fall Height:** 6'  
**Est. Timber Count:** 30  
**ADA:** Yes



*Reverse View*



## Steel Playground Structures Ages 2-12

### CW-0005

**Age Group:** 2-12 Years  
**Capacity:** 38  
**Structure Size:** 24' x 22'  
**Use Zone:** 36' x 34'  
**Fall Height:** 5'  
**Est. Timber Count:** 30  
**ADA:** Yes



*Reverse View*



### CW-0027

**Age Group:** 2-12 Years  
**Capacity:** 28  
**Structure Size:** 27' x 15'  
**Use Zone:** 37' x 27'  
**Fall Height:** 5'  
**Est. Timber Count:** 28  
**ADA:** Yes



*Reverse View*



**What's timber count?** The amount of 4' playground timbers (or borders) needed to surround the playground should a type of loose fill surfacing be used.



## Steel Playground Structures

Ages 2-12 & 5-12

### CW-0017

**Age Group:** 2-12 Years  
**Capacity:** 38  
**Structure Size:** 34' x 17'  
**Use Zone:** 46' x 28'  
**Fall Height:** 5'  
**Est. Timber Count:** 34  
**ADA:** Yes



*Reverse View*



STRUCTURES

### CW-0029

**Age Group:** 5-12 Years  
**Capacity:** 26  
**Structure Size:** 24' x 11'  
**Use Zone:** 36' x 23'  
**Fall Height:** 5'  
**Est. Timber Count:** 24  
**ADA:** Yes



*Reverse View*



## Steel Playground Structures

Ages 5-12

### CW-0028

**Age Group:** 5-12 Years  
**Capacity:** 44  
**Structure Size:** 38' x 23'  
**Use Zone:** 50' x 35'  
**Fall Height:** 6'  
**Est. Timber Count:** 36  
**ADA:** Yes



*Reverse View*

### CW-0030

**Age Group:** 5-12 Years  
**Capacity:** 24  
**Structure Size:** 25' x 9'  
**Use Zone:** 37' x 21'  
**Fall Height:** 5'  
**Est. Timber Count:** 24  
**ADA:** Yes



*Reverse View*

# Steel Playground Structures

Ages 5-12

## CW-0008

**Age Group:** 5-12 Years  
**Capacity:** 36  
**Structure Size:** 21' x 18'  
**Use Zone:** 33' x 30'  
**Fall Height:** 6'  
**Est. Timber Count:** 30  
**ADA:** Yes



*Reverse View*



STRUCTURES

## CW-0021

**Age Group:** 5-12 Years  
**Capacity:** 82  
**Structure Size:** 38' x 35'  
**Use Zone:** 50' x 47'  
**Fall Height:** 6'  
**Est. Timber Count:** 42  
**ADA:** Yes



*Reverse View*

## Steel Playground Structures Ages 5-12

### CW-0014

**Age Group:** 5-12 Years  
**Capacity:** 30  
**Structure Size:** 34' x 21'  
**Use Zone:** 46' x 33'  
**Fall Height:** 7'  
**Est. Timber Count:** 34  
**ADA:** Yes



*Reverse View*

### CW-0016

**Age Group:** 5-12 Years  
**Capacity:** 22  
**Structure Size:** 17' x 16'  
**Use Zone:** 29' x 28'  
**Fall Height:** 7'  
**Est. Timber Count:** 24  
**ADA:** Requires 1 Additional  
Ground-Level Play Event



*Reverse View*

**What's timber count?** The amount of 4' playground timbers (or borders) needed to surround the playground should a type of loose fill surfacing be used.

# Steel Playground Structures

Ages 5-12

## CW-0001

**Age Group:** 5-12 Years  
**Capacity:** 26  
**Structure Size:** 23' x 14'  
**Use Zone:** 35' x 26'  
**Fall Height:** 5'  
**Est. Timber Count:** 26  
**ADA:** Requires 1 Additional Ground-Level Play Event



*Reverse View*



## CW-0002

**Age Group:** 5-12 Years  
**Capacity:** 26  
**Structure Size:** 28' x 22'  
**Use Zone:** 40' x 34'  
**Fall Height:** 8'  
**Est. Timber Count:** 34  
**ADA:** Requires 1 Additional Ground-Level Play Event



*Reverse View*



## Steel Playground Structures

Ages 5-12

### CW-0006

**Age Group:** 5-12 Years

**Capacity:** 18

**Structure Size:** 18' x 16'

**Use Zone:** 30' x 28'

**Fall Height:** 5'

**Est. Timber Count:** 22

**ADA:** Yes



*Reverse View*

### CW-0007

**Age Group:** 5-12 Years

**Capacity:** 26

**Structure Size:** 25' x 14'

**Use Zone:** 37' x 26'

**Fall Height:** 8'

**Est. Timber Count:** 28

**ADA:** Yes



*Reverse View*

## Steel Playground Structures

Ages 5-12

### CW-0020

**Age Group:** 5-12 Years

**Capacity:** 40

**Structure Size:** 34' x 23'

**Use Zone:** 46' x 35'

**Fall Height:** 6'

**Est. Timber Count:** 32

**ADA:** Requires 1 Additional Ground-Level Play Event



Reverse  
View

### CW-0019

**Age Group:** 5-12 Years

**Capacity:** 36

**Structure Size:** 33' x 28'

**Use Zone:** 45' x 40'

**Fall Height:** 7'

**Est. Timber Count:** 38

**ADA:** Requires 3 Additional Ground-Level Play Events



Reverse  
View

# Steel Playground Structures

Ages 5-12

## CW-0009

**Age Group:** 5-12 Years  
**Capacity:** 24  
**Structure Size:** 23' x 21'  
**Use Zone:** 35' x 33'  
**Fall Height:** 7'  
**Est. Timber Count:** 28  
**ADA:** Yes



## CW-0025

**Age Group:** 2-12 Years  
**Capacity:** 34  
**Structure Size:** 30' x 25'  
**Use Zone:** 42' x 37'  
**Fall Height:** 6'  
**Est. Timber Count:** 32  
**ADA:** Yes



**What's timber count?** The amount of 4' playground timbers (or borders) needed to surround the playground should a type of loose fill surfacing be used.



## Recycled Playground Structures

Ages 2-5

### R3-20701-1

**Age Group:** 2-5 Years  
**Capacity:** 30-35  
**Structure Size:** 16' x 17'  
**Use Zone:** 28' x 29'  
**Fall Height:** 3'  
**Est. Timber Count:** 25  
**ADA:** Yes



*Reverse View*



STRUCTURES

### R3-20703

**Age Group:** 2-5 Years  
**Capacity:** 25-30  
**Structure Size:** 10' x 23'  
**Use Zone:** 22' x 35'  
**Fall Height:** 3'  
**Est. Timber Count:** 25  
**ADA:** Yes



*Reverse View*



## Recycled Playground Structures Ages 2-5

### R3-20593

**Age Group:** 2-5 Years  
**Capacity:** 20-25  
**Structure Size:** 18' x 15'  
**Use Zone:** 30' x 27'  
**Fall Height:** 3'  
**Est. Timber Count:** 23  
**ADA:** Yes



*Reverse  
View*



### R3-20704

**Age Group:** 2-5 Years  
**Capacity:** 20-25  
**Structure Size:** 18' x 18'  
**Use Zone:** 30' x 30'  
**Fall Height:** 4'  
**Est. Timber Count:** 25  
**ADA:** Yes



*Reverse  
View*



## Recycled Playground Structures

Ages 2-12

### R3-20439

**Age Group:** 2-12 Years

**Capacity:** 15-20

**Structure Size:** 21' x 6'

**Use Zone:** 33' x 18'

**Fall Height:** 6'

**Est. Timber Count:** 22

**ADA:** Yes



*Reverse View*



STRUCTURES

### R3-20570

**Age Group:** 2-12 Years

**Capacity:** 25-30

**Structure Size:** 21' x 19'

**Use Zone:** 33' x 31'

**Fall Height:** 5'

**Est. Timber Count:** 26

**ADA:** Yes



*Reverse View*



## Recycled Playground Structures

Ages 2-12 & 5-12

### R3-20479-1

**Age Group:** 2-12 Years  
**Capacity:** 25-30  
**Structure Size:** 28' x 18'  
**Use Zone:** 40' x 30'  
**Fall Height:** 6'  
**Est. Timber Count:** 29  
**ADA:** Requires 2 Additional Ground-Level Play Events



*Reverse View*



### R3-20270

**Age Group:** 5-12 Years  
**Capacity:** 25-30  
**Structure Size:** 20' x 23'  
**Use Zone:** 32' x 35'  
**Fall Height:** 6'  
**Est. Timber Count:** 30  
**ADA:** Yes



*Reverse View*



**What's timber count?** The amount of 4' playground timbers (or borders) needed to surround the playground should a type of loose fill surfacing be used.

## Recycled Playground Structures

Ages 5-12

### R3-20702

**Age Group:** 5-12 Years  
**Capacity:** 45-50  
**Structure Size:** 31' x 27'  
**Use Zone:** 43' x 39'  
**Fall Height:** 8'  
**Est. Timber Count:** 45-50  
**ADA:** Yes



STRUCTURES

### R3-20572

**Age Group:** 5-12 Years  
**Capacity:** 35-40  
**Structure Size:** 29' x 18'  
**Use Zone:** 41' x 30'  
**Fall Height:** 7'  
**Est. Timber Count:** 31  
**ADA:** Yes




## Panel Playground Structures Ages 6-23 Months

## Tot-Trek™ Modular Structures


### ENDLESS CONFIGURATIONS

Start with the Tot-Trek base unit and add on different play components based on the phases to the right (or start with the largest!) **Available in a primary or natural color scheme.**



### Phase One

- Structure:** TFR0520XX  
**Age Group:** 6-23 Months  
**Capacity:** 5  
**Structure Size:** 8' x 6'  
**Includes:**
- Stairs
  - Slide
  - Bubble Window
  - Texture Panel
  - Climber




### Phase Two

- Structure:** TFR0533XX  
**Age Group:** 6-23 Months  
**Capacity:** 10  
**Structure Size:** 12' x 8'  
**Includes:**
- Phase One
  - Bridge
  - Climber
  - Stairs
  - Activity Panels



### Phase Three

- Structure:** TFR0518XX  
**Age Group:** 6-23 Months  
**Capacity:** 15  
**Structure Size:** 14' x 15'  
**Includes:**
- Phase Two
  - Crawl Tube
  - Slide
  - Activity Panels



**Panel Playground Structures**  
Ages 6-23 Months

Adventures in Growing™  
**EDUCATIONAL AND INTERACTIVE**

These panel-based units for children ages 6-23 months allow for exploration of texture, shapes, sound, and more! Available in a primary or natural color scheme.





### AIG010

**Age Group:** 6-23 Months

**Capacity:** 6

**Structure Size:** 11' x 2 ½'

**Use Zone:** 4' x 15'

**Key Features:**

- Slide
- Crawl Through Panel
- Stairs



Reverse View

### AIG031

**Age Group:** 6-23 Months

**Capacity:** 9

**Structure Size:** 11' x 8 ½'

**Use Zone:** 24' x 21'

**Key Features:**

- Slide
- Stairs
- Spin and Find
- Texture Climber
- Bongo Panel
- Texture Panel



Reverse View

### AIG040

**Age Group:** 6-23 Months

**Capacity:** 10

**Structure Size:** 11' x 12'

**Use Zone:** 24' x 25'

**Key Features:**

- Slide
- Stairs
- Spin and Find
- Texture Climber
- Bongo Panel
- Texture Panel
- Shape Spinners
- Arch Climbers
- Sound Cylinder and Bead Panel



Reverse View

## Panel Playground Structures Ages 6-23 Months

### Infant Exploratoriums

#### A PLACE TO EXPLORE

These panel-based units for children ages 6-23 months are modular arrangements of play panels and portals to give mobile infants and pre-toddlers a space to explore.

#### GFP-IT-1001-M1

**Age Group:** 6-23 Months

**Capacity:** 3-8

**Structure Size:** 8' x 8'

**Panels Included:** Bubble, Airplane, Finger Maze, Mirror, and Chime Activity Panels




#### GFP-IT-1002

**Age Group:** 6-23 Months

**Capacity:** 8-10

**Structure Size:** 7' x 7'

**Panels Included:** Bead, Mirror, Bell, and Peek-A-Boo Activity Panels



#### GFP-IT-1003

**Age Group:** 6-23 Months

**Capacity:** 10-12

**Structure Size:** 7' x 10 1/2'

**Panels Included:** Bead, Mirror, Bell, Peek-A-Boo, and Texture Activity Panels



# Plastic Playground Structures

## Ages 2-5

### Discovery Centers

#### AFFORDABLE PLAY OPTIONS

These units offer standards-based developmental and educational activities. They are easy to assemble and come with a **10-year limited warranty** on upright posts and a **5-year limited warranty** on plastic.

#### Discovery Center 1

**Structure:** DC-ISM/02-08-0200  
**Age Group:** 2-5 Years  
**Capacity:** 5-10  
**Use Zone:** 22' x 22'  
**Fall Height:** 3' 1.5"  
**Mounting:** Ground Spike



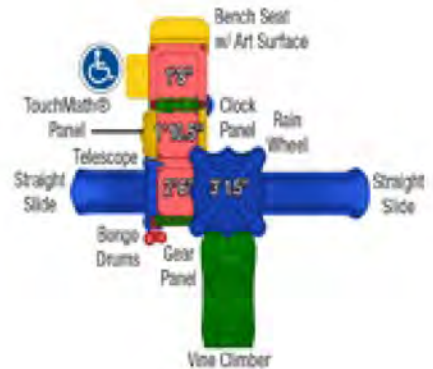
#### Discovery Center 2

**Structure:** DC-2MDR/02-08-0203  
**Age Group:** 2-5 Years  
**Capacity:** 10-15  
**Use Zone:** 22' x 27'  
**Fall Height:** 3' 1.5"  
**Mounting:** Ground Spike



#### Discovery Center 4

**Structure:** DC-4LG/02-08-0206  
**Age Group:** 2-5 Years  
**Capacity:** 15-20  
**Use Zone:** 27' x 28'  
**Fall Height:** 3' 1.5"  
**Mounting:** Ground Spike



STRUCTURES

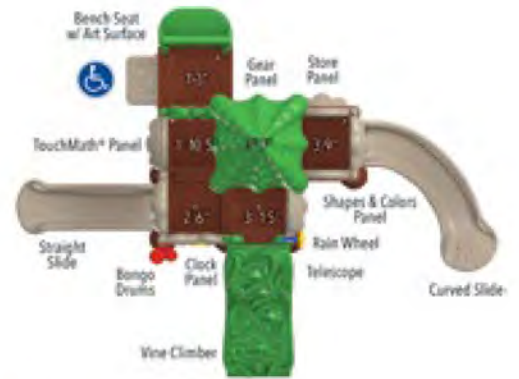
# Plastic Playground Structures

Ages 2-5 & 6-23 Months

## Discovery Center 5

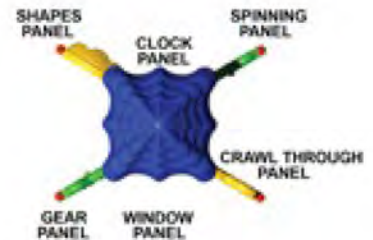
**Structure:** DC-5XLG-N/02-08-0209  
**Age Group:** 2-5 Years  
**Capacity:** 20-25  
**Use Zone:** 28' x 31'  
**Fall Height:** 3' 9"  
**Mounting:** Ground Spike

**Want this in primary colors?**  
**DC-5XLG/02-08-0209**



## Playhouse

**Structure:** DC-PLAY/02-08-0186  
**Age Group:** 6-23 Months  
**Capacity:** 15-25  
**Use Zone:** 13' 8" x 11' 10"  
**Mounting:** Anchor Bolt




# Plastic Playground Structures

## Ages 6-23 Months

### Seedling

**Structure:** DC-SEEDR/02-08-0166  
**Age Group:** 6-23 Months  
**Capacity:** 8-10  
**Use Zone:** 13' 7" x 13' 5"  
**Fall Height:** 1' 10"  
**Mounting:** Anchor Bolt

**Want this without a roof?**  
**DC-SEED/02-08-0166**

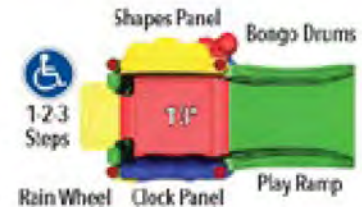


### Super Sprout

**Structure:** DC-SSR/02-08-0163  
**Age Group:** 6-23 Months  
**Capacity:** 6-8  
**Use Zone:** 14' 2" x 10' 5"  
**Fall Height:** 1' 3"  
**Mounting:** Anchor Bolt

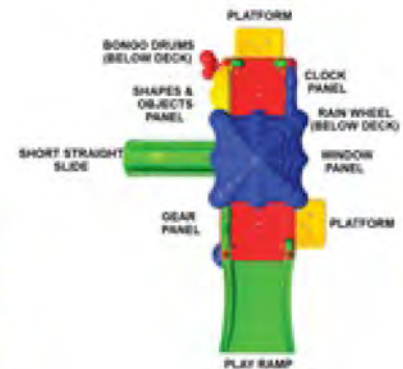
**Want this without a roof?**  
**DC-SS/02-08-0163**

*Meets ASTM F1487 Standards*



### Sapling

**Structure:** DC-SAPR/02-08-0170  
**Age Group:** 6-23 Months  
**Capacity:** 15-25  
**Use Zone:** 14' 5" x 19' 6"  
**Fall Height:** 1' 10"  
**Mounting:** Ground Spike



# Independent

## PLAY EQUIPMENT

- 29** Slides
- 30** Swings
- 32** Climbers
- 36** Spring Riders
- 37** Rockers & Spinners
- 38** Music Play
- 40** Balance & Games
- 41** Outdoor Classroom
- 42** Dramatic Play
- 44** Dog Park
- 46** Fitness



## Slides Freestanding Slides



### Double Curve Slide

Model: AFRO235XX  
Use Zone: 19' x 29'  
Height: 5'  
Ages: 5-12



### Open Spiral Slide

Model: AFRO268XX  
Use Zone: 18' x 25'  
Height: 6'  
Ages: 5-12



90° Curve Slide



Double Straight Slide

### 90° Curve Slide

Ages: 2-5, 5-12 (Depending on the Deck Height Chosen)

Deck Height	Item Number	Use Zone
3'	AFRO231XX	18' x 24'
5'	AFRO234XX	18' x 29'

### Double Straight Slide

Ages: 2-5, 5-12 (Depending on the Deck Height Chosen)

Deck Height	Item Number	Use Zone
3'	AFRO236XX	17' x 24'
4'	AFRO237XX	17' x 27'
5'	AFRO238XX	17' x 28'
6'	AFRO239XX	17' x 29'

### Right & Left Curve Slide

Ages: 2-5

Deck Height	Curves To	Item Number	Use Zone
4'	Left	AFRO232XX	18' x 28'
	Right	AFRO233XX	18' x 28'

### Straight Slide

Ages: 2-5, 5-12 (Depending on the Deck Height Chosen)

Deck Height	Item Number	Use Zone
3'	AFRO226XX	16' x 24'
4'	AFRO227XX	16' x 27'
5'	AFRO228XX	16' x 29'
6'	AFRO229XX	16' x 30'
8'	AFRO2230XX	16' x 34'



Right Curve Slide



Straight Slide



**Looking for a triple bedway slide? We have one! Check out our Alpine Thunder Slide.**

Model Number: 0152XX • Deck Height: 6' • Width: 62" •

Colors: Green, Red, Blue, Yellow, or Tan • Requires Two Slide Feet • \*Not Freestanding



Single Post Swing Frame



Arch Swing Frame



## Swings Swing Frames

### Single Post Swing Frames

Constructed from either 5" (without shade) or 6 5/8" (with shade) diameter steel, these frames feature an 8' height and are available with or without shade. The version with shade is IPEMA Certified and ASTM F1487-17 Compliant.

#### Without Shade

Bays	Item Number	Use Zone
1	TFR0628XX	24' x 32'
2	TFR0629XX	36' x 32'
3	TFR0630XX	48' x 32'
4	TFR0631XX	60' x 32'

#### With Shade

Bays	Item Number	Use Zone
1	RSW23516G	24' x 32'
2	RSW3516G	36' x 32'
3	RSW46516G	48' x 32'
4	RSW5816G	60' x 32'

### Arch Swing Frame

Constructed from 3.5" or 5" diameter steel, these frames feature an 8' height and are for use with swing seats or tire swings.

#### For Traditional Swing Seats

Post Size	Bays	Item Number	Use Zone
3.5"	1	TFR3501XX	24' x 32'
	2	TFR3502XX	36' x 32'
	3	TFR3503XX	48' x 32'
	4	TFR3504XX	60' x 32'
	Add-A-Bay	TFR3500XX	Add 11' x 32'
5"	1	EFR0116XX	24' x 32'
	2	EFR0117XX	36' x 32'
	3	EFR0118XX	48' x 32'
	4	EFR0119XX	60' x 32'
	Add-A-Bay	EFR0120XX	Add 11' x 22'

#### For Tire Swings

Our tire swing frame is made from 5" steel tubing.

Bays	Item Number	Use Zone
1	90015991XX	22' x 28'
2	90015992XX	22' x 44'
3	90015993XX	22' x 59'
4	90015994XX	22' x 74'
Add-A-Bay	90945900XX	Add 11' x 22'



## Swings Swing Seats



### Standard Swing Frames

Constructed from 2 3/8" galvanized steel tubing with cast aluminum junctions, these swing frames feature an 8' or 10' height. **The part numbers below are for galvanized frames, to order a powder coated frame for an upcharge, replace "XX" with "PC" in the part numbers below.**

#### Bi-Pod

Available in an 8' height only.

Bays	Item Number	Use Zone
1	90015401XX	25' x 32'
2	90015402XX	36' x 32'
3	90015403XX	48' x 32'
Add-A-Bay	90915400XX	Add 11' x 22'

#### Tri-Pod

Height	Bays	Item Number	Use Zone
8'	1	90015301XX	33' x 32'
	2	90015302XX	45' x 32'
	3	90015303XX	56' x 32'
	Add-A-Bay	90015300XX	33' x 32'
10'	1	90015311XX	36' x 40'
	2	90015312XX	47' x 40'
	3	90015313XX	58' x 40'
	Add-A-Bay	90015391XX	Add 11' x 22'

#### To-Fro Glider

The To-Fro Glider is designed for children aged 6-23 months. The glider is available with one (Single) or two (Double) seats.



Seats	Item Number	Use Zone
Single	51110G	18' x 13'
Double	51109G	22' x 13'



#### Wide Belt Seat S-02XX

Our molded belt seats (6" x 24") feature galvanized triangle hardware and high carbon steel spring inserts. Available in red, yellow, green, blue, black, and tan.



#### High Back Full Bucket Seat S-25XX

Our bucket seats feature seat backs and stainless steel inserts. Ideal for children ages 2-4 years. Available in red, yellow, green, blue, black, and tan.



#### Tire Swing Seats

Each item number below includes one tire and all chain and hardware. Order one item number per bay. Tires are made from durable, black roto-molded plastic.

Chain Type	Item Number
Galvanized	TFR0612XX
PVC	TFR0611XX

#### INCLUSIVE!

#### Adaptive Swing Seat

This seat is designed for children up to 125 lbs. who need support to maintain a seated position. Measuring 52" x 23" x 33", it is available in red, green, blue, and tan.

Product	Part No.
Complete Seat	ADP-05
Swing Seat	ADP-03
Swing Harness	ADP-02
Chain Set	ADP-04



#### INCLUSIVE!

#### Inclusive Swing Seat Set

This seat is designed for children who need support to maintain a seated position. Each seat comes with galvanized chain. Available in red with a yellow brace or green with a tan brace. Ages 2-5 version pictured.



Ages	Yellow Brace	Tan Brace
2-5	BSIS-25Y	BSIS-25T
5-12	BSIS-512Y	BSIS-512T



#### Beveled Swing Mat


Our 40" x 40" x 1 1/2" swing mat is great for areas where loose fill surfacing is used to help minimize the displacement of surfacing.

Model: WM-05

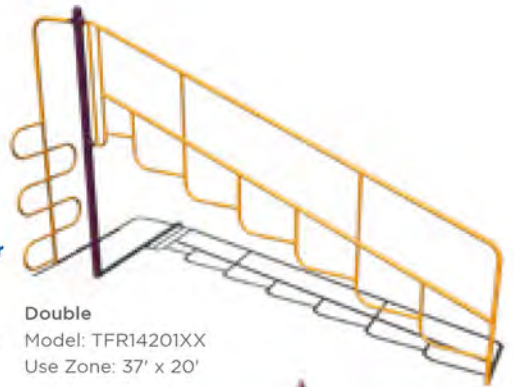


**Looking for swing chain and hardware? We have a catalog for that!**  
Ask your sales representative for a Superior Play Components Catalog.

# Climbers Traditional & Nature Climbers



**NEW**  
**Camel Back Kids Climber**  
 Model: 90007112XX  
 Use Zone: 27' x 15'  
 Ages: 5-12



**Mountain Climber**  
 Ages: 5-12  
**Single** (Pictured)  
 Model: TFR15831XX  
 Use Zone: 16' x 6'  
**Double**  
 Model: TFR14201XX  
 Use Zone: 37' x 20'



**NEW**  
**Fire Station Climber**  
 Model: TFR05580XX  
 Use Zone: 26' x 26'  
 Ages: 5-12



**NEW**  
**Single Hump Camel Jr. Climber**  
 Model: TFR16985XX  
 Use Zone: 17' x 14'  
 Ages: 2-5



**Chain Climbing Wall**  
 Model: 90007103XX  
 Use Zone: 20' x 12'  
 Ages: 5-12



**Jr. Horizontal Ladder**  
 Model: 90009000XX  
 Use Zone: 24' x 15'  
 Ages: 2-5, 5-12



**NEW**  
**Lateral Rock Wall**  
 Model: 85134  
 Use Zone: 21' x 13'  
 Ages: 5-12



**NEW**  
**Tree Stumps**  
 Ages: 2-5, 5-12  
 12" Model: TFR0649XX  
 20" Model: TFR0650XX  
 28" Model: TFR0651XX  
 36" Model: TFR0652XX



**NEW**  
**Extra Large Climbing Boulder**  
 Model: 49083  
 Use Zone: 20' x 20'  
 Height: 7'  
 Ages: 7-12



**NEW**  
**Large Climbing Boulder**  
 Model: 49082  
 Use Zone: 16' x 16'  
 Height: 5'  
 Ages: 5-12




**NEW**  
**Medium Climbing Boulder**  
 Model: 49081  
 Use Zone: 17' x 15'  
 Height: 4'  
 Ages: 5-12



**NEW**  
**Small Climbing Boulder**  
 Model: 49080  
 Use Zone: 18' x 15'  
 Height: 3'  
 Ages: 2-5, 5-12

## Climbers Roto-Molded Climbers




### Mound

Model: 87000016XX  
 Use Zone: 27' x 27'  
 Height: 8'  
 Ages: 5-12

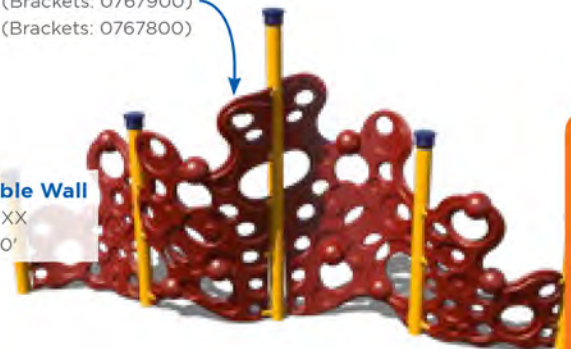
### 8-Section Bubble Wall Circle

Model: EFR0071XX  
 Use Zone: 26' x 26'  
 Ages: 5-12



### Replacement Bubble Wall Climbers

Attachment brackets fit 6" x 6" post  
**Large:** 07667XX (Brackets: 0767900)  
**Small:** 07668XX (Brackets: 0767800)



### 4-Section Bubble Wall

Model: EFR0069XX  
 Use Zone: 14' x 30'  
 Ages: 5-12

FREESTANDING



### 3-Section Chain Link Wall

Model: TFR08456XX  
 Use Zone: 14' x 30'  
 Ages: 5-12


### Replacement Chain Link Climber

Model: 07520XX  
 Deck Heights: 48" or 60"  
 Ages: 2-5, 5-12



### NEW Climb & Discover Cave

Use Zone: 20' x 21'  
 Ages: 2-12  
 Primary Colors: TFR0613XX  
 Natural Colors: TFR0614XX



### NEW Kiddie Kave

Model: AFR0036XX  
 Use Zone: 20 1/2' x 20 1/2'  
 Ages: 2-12



### C Bridge

Model: 87000032XX  
 Use Zone: 26' x 24'  
 Fall Height: 8'  
 Ages: 5-12



### C Hedge

Model: 87000012XX  
 Use Zone: 27' x 27'  
 Fall Height: 5'  
 Ages: 5-12



### Ring

Model: 87000018XX  
 Use Zone: 27' x 27'  
 Fall Height: 6'  
 Ages: 5-12

## Climbers Roto-Molded Climbers



### Half Dome

Model: 87000024XX  
 Use Zone: 27' x 20'  
 Height: 10'  
 Ages: 5-12

### Mole Hill

Model: 87000010XX  
 Use Zone: 26' x 26'  
 Height: 6'  
 Ages: 5-12



### Criss Cross

Model: 87000034XX  
 Use Zone: 25' x 16'  
 Height: 6'  
 Ages: 5-12



### Tri-Pent

Model: 87000023XX  
 Use Zone: 21' x 21'  
 Height: 4'  
 Ages: 5-12



### Half Arch

Model: 87000014XX  
 Use Zone: 26' x 20'  
 Height: 5'  
 Ages: 5-12



### C Bridge 2

Model: 87000038XX  
 Use Zone: 27' x 21'  
 Height: 8'  
 Ages: 5-12




### Mini Arch

Model: 87000011XX  
 Use Zone: 20' x 17'  
 Height: 4'  
 Ages: 5-12



### Hump

Model: 87000020XX  
 Use Zone: 24' x 24'  
 Height: 2'  
 Ages: 5-12



### Tri-Hex

Model: 87000022XX  
 Use Zone: 18' x 15'  
 Height: 4'  
 Ages: 5-12



### Mini Half Dome

Model: 87000026XX  
 Use Zone: 20' x 18'  
 Height: 6'  
 Ages: 5-12



### Mountain

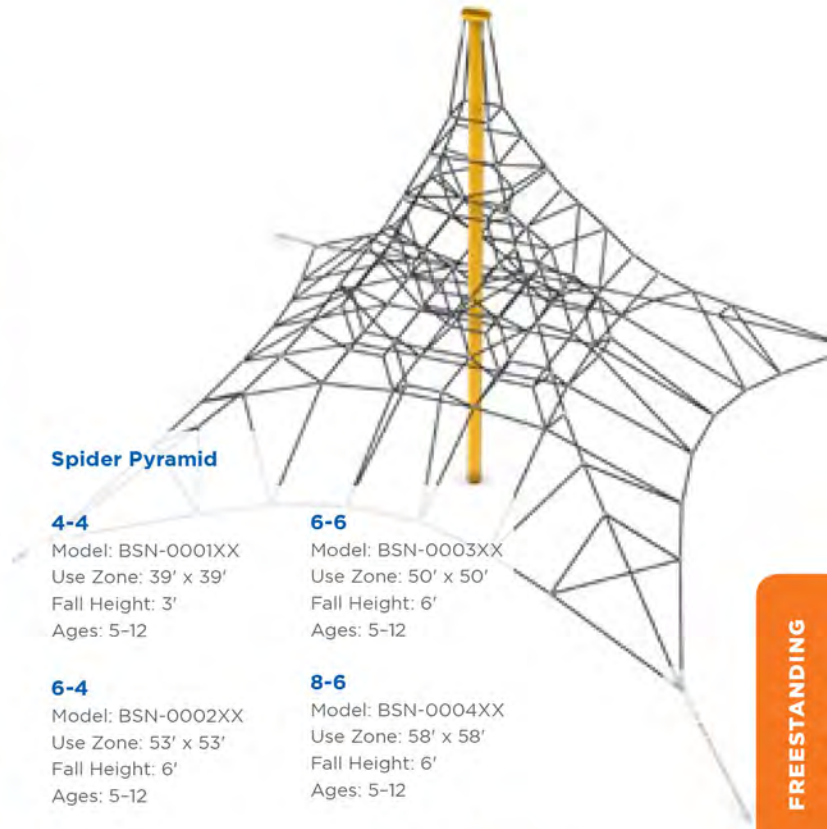
Model: 87000021XX  
 Use Zone: 27' x 17'  
 Height: 11'  
 Ages: 5-12

## Climbers Net Climbers



### X-Pyramid I

Model: BSN-0005XX  
 Use Zone: 23 ½' x 23 ½'  
 Fall Height: 5'  
 Ages: 5-12



### Spider Pyramid

#### 4-4

Model: BSN-0001XX  
 Use Zone: 39' x 39'  
 Fall Height: 3'  
 Ages: 5-12

#### 6-6

Model: BSN-0003XX  
 Use Zone: 50' x 50'  
 Fall Height: 6'  
 Ages: 5-12

#### 6-4

Model: BSN-0002XX  
 Use Zone: 53' x 53'  
 Fall Height: 6'  
 Ages: 5-12

#### 8-6

Model: BSN-0004XX  
 Use Zone: 58' x 58'  
 Fall Height: 6'  
 Ages: 5-12

FREESTANDING



### Bird's Nest Mini Tree House

Model: BSN-0007XX  
 Use Zone: 21' x 21'  
 Fall Height: 4'  
 Ages: 2-5



### Pirate Tower I

Model: BSN-0012XX  
 Use Zone: 28' x 28'  
 Fall Height: 5'  
 Ages: 5-12



### Bird's Nest Tree

Model: BSN-0008XX  
 Use Zone: 24' x 24'  
 Fall Height: 7'



### X-Pyramid II

Model: BSN-0006XX  
 Use Zone: 30' x 30'  
 Fall Height: 10'  
 Ages: 5-12



### Catwalk Adventure Bridge

Model: BSN-0014XX  
 Use Zone: 22' x 16'  
 Fall Height: 4'  
 Length: 10'  
 Ages: 5-12



### Super Climber II

Model: BSN-0011XX  
 Use Zone: 25' x 25'  
 Fall Height: 7'  
 Ages: 5-12

Our net climbers are constructed from Netform™, a six-strand steel core rope. Netting is available only in black.

## Motion Spring Riders



**NEW**

### Police Rider

Model: TFS0014XX  
Use Zone: 17' x 17'  
Ages: 2-5



### Motorcycle Rider

Use Zone: 17' x 17'  
Ages: 2-5  
**1 Seat:** TFS0025XX  
**2 Seat:** TFS0023XX



**NEW**

### Alligator Rider

Use Zone: 17' x 17'  
Model: TFR0510XX  
Ages: 2-5



### Horse Rider

Use Zone: 17' x 17'  
Model: TFS0026XX  
Ages: 12-23 Months, 2-5



**NEW**

### Moon Buggy

Use Zone: 17' x 17'  
Ages: 6-23 Months, 2-5  
**1 Seat:** TFS0036XX  
**2 Seat:** TFS0031XX



### Fire Truck Rider

Use Zone: 17' x 17'  
Ages: 2-5  
**1 Seat:** 90018307XX  
**2 Seat:** 90018317XX



### Shuttle Rider

Model: 90018315XX  
Use Zone: 17' x 17'  
Ages: 2-5



### Jet Rider

Model: 90018316XX  
Use Zone: 17' x 17'  
Ages: 2-5



### Wally the Whale Rider

Model: SA-05  
Use Zone: 17' x 17'  
Ages: 2-12



### Freddie the Frog Rider

Model: SA-04  
Use Zone: 17' x 17'  
Ages: 2-12

# Motion Rockers & Spinners




**Retro Rocker**  
 Model: 90018204XX  
 Use Zone: 13' x 17'  
 Ages: 2-5



**NEW**  
**Tea Cup Spinner**  
 Model: TFR17548XX  
 Use Zone: 16' 4" x 16' 4"  
 Ages: 2-12

FREESTANDING



**Classic Teeter**  
 Model: 90017009XX  
 Use Zone: 22' x 13'  
 Ages: 5-12



**Airplane Rocker**  
 Model: TFR0553XX  
 Use Zone: 17' x 17'  
 Ages: 2-5, 5-12




**Surf Rider**  
 Model: 90018002XX  
 Use Zone: 14' x 17'  
 Ages: 5-12



**NEW**  
**Spin About**  
 Use Zone: 14' x 14'  
 Ages: 5-12  
 Original: TFR08714XX  
 Football: TFR16596XX  
 Soccer: TFR16594XX  
 Baseball: TFR16588XX  
 Volleyball: TFR16590XX

Original Soccer



**NEW**  
**Whirl & Twirl**  
 Model: TFR0615XX  
 Use Zone: 15' 7" x 15' 7"  
 Ages: 5-12



**NEW**  
**Cozy Pod Spinner**  
 Model: TFR0638XX  
 Use Zone: 22' x 22'  
 Ages: 2-5, 5-12  
 Colors As Shown

## Music Play Outdoor Instruments



**Lady Bug Drum**  
Model: 77149



**Flower**  
Model: FWR-#-IG-SRP  
Each flower sold separately

**NEW**  
**Butterfly**  
Model: BFLY-#-IG-SRP  
Each butterfly sold separately



**Imbarimba**  
Model: IMBA-IG-REC-SRP  
Includes: In-Ground Mount Kit, Recycled Post



**NEW**  
**Tenor Tree**  
Model: TREE-PM-SRP



**Tuned Drums**  
Model: TD-IG-N-SRP  
Includes: In-Ground Mount Kit



**Duet**  
Model: DUET-IG-REC-SRP  
Includes: In-Ground Mount Kit, Recycled Post



**Manta Ray**  
Model: MRAY-IG-SRP  
Includes: Surface/In-Ground Mounting



**Rhythm**  
Model: RHYT-IG-REC-SRP  
Includes: In-Ground Mount Kit, Recycled Post



**Contrabass Chimes**  
Model: CCH-IG-SRP  
Includes: In-Ground Mount



**Swirl**  
Model: SWRL-IG-REC-SRP  
Includes: In-Ground Mount Kit, Recycled Post



## Music Play Outdoor Instruments

+ Other post and mounting options are available for modern instruments. Ask your representative for more information.



**Single Post Bongos**  
 Model: 77136-IG  
 Includes: In-Ground Mount



**NEW**  
**Lily Pad Cymbals**  
 Model: LPAD-G-IG-REC-SRP  
 Includes: In-Ground Mount Kit, Recycled Post, Green Lily Pads



**Piper**  
 Model: PIPR-IG-REC-SRP  
 Includes: In-Ground Mount Kit, Recycled Post



**Pegasus**  
 Model: PEG-IG-REC-SRP  
 Includes: In-Ground Mount Kit, Recycled Post



**Melody**  
 Model: MELD-IG-REC-SRP  
 Includes: In-Ground Mount Kit, Recycled Post



**Glockenspiel**  
 Model: 77131-IG  
 Includes: In-Ground Mount



**Merry**  
 Model: MERY-IG-REC-SRP  
 Includes: In-Ground Mount Kit, Recycled Post



**Griffin**  
 Model: GRIF-IG-REC-SRP  
 Includes: In-Ground Mount Kit, Recycled Post



**Pagoda Bells**  
 Model: PBEL-IG-REC-SRP  
 Includes: In-Ground Mount Kit, Recycled Post



**Serenade**  
 Model: SRND-SM-STL-SRP  
 Includes: Surface Mount Kit, Steel Post  
**Song Sheets**  
 Model: SRND-SHEET-PKG-1-SRP

FREESTANDING

## Accessories Balance & Games



### Rubber Mushrooms

Diameter: 18"

Includes: Grounds Anchors

Height	Part No.	Height	Part No.
11.5"	MS-02	19.5"	MS-04
15.5"	MS-03	23.5"	MS-05



### Stepping Post

Diameter: 10" diameter

Material: Recycled Rubber

Includes: Support Post

Height	Part No.	Height	Part No.
7.5"	STP-02	15.5"	STP-04
11.5"	STP-03	19.5"	STP-05



### Balance Beam

Ages: 2-5 (>12" Install Height), 5-12 (>16" Install Height)

Style	Length	Use Zone	Item Number
Zig-Zag	9.75'	15' x 22'	90021016XX
Straight	6'	13' x 18'	90021006XX
	8'	13' x 20'	90021008XX



### Lily Pad Walk

Ages: 2-5, 5-12

Number	Use Zone	Item Number
1	N/A	TFR14881XX
3	15' x 12'	90021200XX
5	15' x 18'	90021100XX

### Replacement Stepping Stone

Model: RMP-0122XX

14" diameter

Post not included

Available in red, yellow, blue, green, and tan



### Tether Ball

Model: 60019301XX

Ages: 2-12

Replacement Ball with Cord  
Standard Ball 60019311XX  
Fireball 60019411XX



### Talk Tube

Ages: 2-5, 5-12

3.5" Post: TFR04700XX

5" Post: TFR04699XX



### Triple Toss

Ages: 2-5, 5-12

Set of 3 Balls: SP85R\_KIT

Available in red, yellow, blue, green, and tan

Post	Item Number
Without	TRT-03
Galvanized	TRT-05

## Educational Play Outdoor Classroom



### Growing Box

Model: 49361  
 Dimensions: 47" x 44"  
 Ages: 2-5, 5-12



### Tri-Directional Trough System

Model: 44108-L-24 (Left) or 44108-R-24 (Right)  
 Dimensions: 14' x 14' x 24"  
 Ages: 2-5



### Investigate and Discover Table

Model: 49072D  
 Dimensions: 2½' x 2' X 24"  
 Ages: 2-5



### MathMagic Sandbox

Locate objects using grid quadrants in this 8' sandbox!

Model: 49014-8  
 Ages: 2-5, 5-12



### Whale Sand and Water Table

Model: 90000007XX  
 Ages: 2-5, 5-12  
 Cover also available (90000009XX)



### Pizza Garden

Model: 49387  
 Diameter: 49"  
 Ages: 2-5, 5-12



### Double-Sided Art Easel

Model: 41110FTPS-P  
 45" Wide  
 Ages: 2-5, 5-12



### Basic Pre-School Weather Station

Model: 49026  
 Ages: 2-5

FREESTANDING

## Dramatic Play Playhouses



**Polytone Playhouse**  
 Model: 47203  
 Dimensions: 5' x 5' x 6½'  
 Ages: 2-5  
*Bench sold separately*



**Brick Cottage**  
 Model: 47209  
 Dimensions: 4½' x 4½' x 7½'  
 Ages: 2-5



**R-Town™ Church**  
 Model: 47510  
 Dimensions: 4' x 6' x 8 ½"  
 Ages: 2-5



**R-Town™ Cottage**  
 Model: 47508  
 Dimensions: 4' x 6' x 8 ½"  
 Ages: 2-5



**R-Town™ School House**  
 Model: 47504  
 Dimensions: 4' x 6' x 8 ½"  
 Ages: 2-5



**Beach House**  
 Model: DRM00063XX  
 Dimensions: 8¼' x 6' x 7'  
 Ages: 2-5



**Pioneer Playhouse**  
 Model: 47104TT  
 Dimensions: 5' x 5' x 7'  
 Ages: 2-5

### ADD-ONS

**Sink & Stove Combo**

Polytone Playhouse Model: 47214  
 Pioneer Playhouse Model: PLH10022XX

**Flower Box**

Model: PLH10012XX  
 Fits 5' Playhouse

**Tot Table and Chairs**

Model: 47210

## Dramatic Play Vehicles & Trike Track



**Gas Station Stand**  
 Model: 49144  
 Dimensions: 3½' x 6½'  
 Ages: 2-5, 5-12



**Post Office Stand**  
 Model: DRM00048XX  
 Dimensions: 3¾' x 4" x 6½'  
 Ages: 2-5, 5-12



**Farmer's Market Stand**  
 Model: 49232  
 Dimensions: 3½' x 4" x 6½'  
 Ages: 2-5, 5-12



**Mini Car**  
 Model: 49134  
 Ages: 2-5  
 Dimensions: 3¾' x 3¾'



**Mini Bus**  
 Model: 49105  
 Ages: 2-5  
 Clearance Zone: 12' x 10'

FREESTANDING

### Trike Traffic & Safety Signs



**Railroad Crossing**  
 Model: TFR12150XX  
 Size: 24" x 24"



**Traffic Light**  
 Model: TFR16072XX  
 Size: 10" x 32"



**Stop**  
 Model: TFR08297XX  
 Size: 24" x 24"



**Yield**  
 Model: TFR09022XX  
 Size: 24¼" x 24¼"



**No Parking**  
 Model: TFR12151XX  
 Size: 20" x 24"



**Safety Signs**  
 2-5 Year Old: TFR0668XX  
 2-12 Year Old: TFR013212XX  
 5-12 Year Old: TFR04966XX

## Dog Park Dog Agility Equipment



### Dog Log

Model: RECF0008XX  
Weight: 400 lbs.



### Camel Hump Climber

Model: RECF0001XX  
Weight: 269 lbs.



### Climb and Sit

Model: RECF0002XX  
Weight: 296 lbs.



### Limbone, Anyone?

Model: RECF0003XX  
Weight: 104 lbs.



### Home Sweet Home

Model: RECF0010XX  
Weight: 416 lbs.



### Jump Through

Model: RECF0014XX  
Weight: 147 lbs.



### Let's Rest

Model: RECF0009XX  
Weight: 246 lbs.



### High Jump

Model: RECF0011XX  
Weight: 128 lbs.



**Over and Under**  
 Model: RECF0012XX  
 Weight: 109 lbs.



**NEW**  
**Hurdle Jump**  
 Model: RECF0007XX  
 Weight: 68 lbs.

FREESTANDING



**Nice Turn**  
 Model: RECF0013XX  
 Weight: 331 lbs.



**Step Up**  
 Model: RECF0005XX  
 Weight: 154 lbs.



**Through the Target**  
 Model: RECF0006XX  
 Weight: 112 lbs.



**Through the Tunnel**  
 Model: RECF0004XX  
 Weight: 420 lbs.



**Walk the Plank**  
 Model: RECF0015XX  
 Weight: 347 lbs.



**Leash Holder**  
 Model: RECF0022XX  
 Weight: 70 lbs.

## Fitness Traditional Adult Equipment

Experience a new level of fitness with our line of traditional outdoor fitness equipment. Designed for all fitness levels for **ages 13 and up**, it is a great addition to schools, ball fields, and business parks to support healthy habits.

### A. Balance Beam

Model: 60019408XX  
Weight: 105 lbs.

Add-On Instructional Sign  
Model: 60019458XX

### B. Horizontal Ladder

Model: 60019409XX  
Weight: 390 lbs.

Add-On Instructional Sign  
Model: 60019459XX

### C. Vertical Ladder

Model: 60019402XX  
Weight: 150 lbs.

Add-On Instructional Sign  
Model: 60019452XX

### D. Sit-Up Bench

Model: AFT13972XX  
Weight: 100 lbs.

Add-On Instructional Sign  
Model: 60019457XX  
*In-Ground Kit Required: FIT14050XX*

### E. Beam Jump

Model: 60019405XX  
Weight: 325 lbs.

Add-On Instructional Sign  
Model: 60019455XX

### F. Stretching Post

Model: 60019404XX  
Weight: 80 lbs.

Add-On Instructional Sign  
Model: 60019454XX



A



B



C



D



E



F





A



B

### A. Spring Up Bars

Model: 60019410XX  
Weight: 140 lbs.

Add-On Instructional Sign  
Model: 60019460XX

### B. Jump Touch Beam

Model: 60019406XX  
Weight: 185 lbs.

Add-On Instructional Sign  
Model: 60019456XX

### C. Pull Up and Chin Up Bar

Model: 60019403XX  
Weight: 215 lbs.

Add-On Instructional Sign  
Model: 60019453XX

### D. Pull-Up and Dip Station

Model: AFT14031XX  
Weight: 155 lbs.

Add-On Instructional Sign  
Model: TFR0588XX

*In-Ground Kit Required: FIT14050XX*

### E. Parallel Bars

Model: 60019401XX  
Weight: 150 lbs.

Add-On Instructional Sign  
Model: 60019451XX

### F. Equipment Instruction Sign

Equipment instruction signs are available for each fitness product

### G. 10 Station Course (Not Pictured)

Model: 60019400XX  
Weight: 1,650 lbs.

Includes:

- Vertical Ladder
- Beam Jump
- Stretching Post
- Pull Up and Chin Up Bars
- Jump Touch Beam
- Parallel Bars
- Sit-Up Bench
- Spring Up Bars
- Horizontal Ladder
- Balance Beam
- 3 Large Instructional Signs



C



D



E



F

# Fitness Active & Modern Adult Equipment

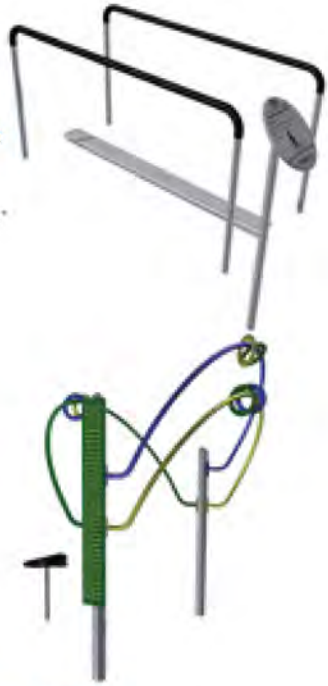


**Energy and Strength Wheels**  
 Model: UP191#  
 Instructional sticker included  
 Ages: 13+  
 Footer, In-Ground, or Surface Mount



**Assisted Functional Trainer**  
 Model: UP351  
 Ages: 13+  
 Instructional sign included\*

**Assisted Balance Walk**  
 Model: UP352  
 Ages: 13+  
 Instructional sign included\*



**Assisted Leg Press**  
 Model: UP356#  
 Ages: 13+  
 Instructional sticker included  
 Footer, In-Ground, Surface Mount



**Assisted Step Trainer**  
 Model: UP353  
 Ages: 13+  
 Instructional sign included\*



**Assisted Step Around**  
 Model: UP355  
 Ages: 13+  
 Instructional sticker included



**Skill Trainer**  
 Model: UP354  
 Ages: 13+  
 Instructional sticker included



**ACCESSIBLE**  
**Dual Chest Press with Comfort Seat**  
 Model: UP357#  
 Ages: 13+  
 Instructional sticker included  
 Footer, In-Ground, Surface Mount



**Plyometric Box**  
 Ages: 13+  
 Instructional sign included\*  
 Multiple heights available  
 6" Model: UP172 12" Model: UP173  
 18" Model: UP174 24" Model: UP175



**Balance Board Station**  
 Model: UP177  
 Ages: 13+  
 Instructional sign included\*



**Captain's Chair**  
 Model: UP167#  
 Ages: 13+  
 Instructional sticker included  
 Footer, In-Ground, Surface Mount

# Fitness Modern Adult Equipment



**ACCESSIBLE Chest Press**  
 Standard Model: UP166#  
 Accessible Model: UP179#  
 Ages: 13+  
 Instructional sticker included  
 Footer, In-Ground, or Surface Mount



**Balance Plank Station**  
 Model: UP176  
 Ages: 13+  
 Instructional sign included\*



**Push-Up Station**  
 Model: UP184  
 Ages: 13+  
 Instructional sticker included



**Sit-Up/Back Extension**  
 Model: UP168#  
 Ages: 13+  
 Instructional sticker included  
 Footer, In-Ground, Surface Mount



**Cardio Walker**  
 Model: UP164#  
 Ages: 13+  
 Instructional sticker included  
 Footer, In-Ground, Surface Mount



**Horizontal Chin-Up Station**  
 Model: UP183  
 Ages: 13+  
 Instructional sticker included



**NEW Recumbent Cycle**  
 Model: UP215  
 Ages: 13+  
 Instructional sticker included



**ACCESSIBLE + NEW Hand Cycle**  
 Standard Model: UP216  
 Accessible Model: UP217  
 Ages: 13+  
 Instructional sticker included



**ACCESSIBLE Lat Pull Down**  
 Standard Model: UP165#  
 Accessible Model: UP180#  
 Ages: 13+  
 Instructional sticker included  
 Footer, In-Ground, Surface Mount



**ACCESSIBLE Vertical Press**  
 Model: UP182#  
 Ages: 13+  
 Instructional sticker included  
 Footer, In-Ground, Surface Mount



**Leg Press**  
 Model: UP170#  
 Ages: 13+  
 Instructional sticker included  
 Footer, In-Ground, Surface Mount

**Instructional Sign & Sticker**



FREESTANDING

\*Instructional Sign Freestanding sign post sold separately for all equipment that includes instructional sign.

**Warning!** Safety surfacing required for outdoor fitness equipment per ASTM F1292 and F3101-15.



# Color Options

## Powder Coat Colors

### Gloss




### Matte/Metallic



## Rotationally Molded Colors



## Steel Deck Colors



## HDPE Panel Colors

### Solid Core




### Sandwich Core



## Shade Colors | More Available!



## Recycled Decks & Posts



\*May affect delivery lead time.

Colors shown on this page are only representations of our colors. Please ask your representative for actual color samples.

# Playground Color Schemes

## Steel Playground Colors



### Rain Forest

- Ocean Blue
- Green
- Spring Green
- Blue



### Circus

- Red
- Yellow
- Ocean Blue



### Earth

- Spring Green
- Blue
- Iced Coffee
- Brown



### Van Gogh

- Rubbed Bronze
- Starry Night
- Feather Gray
- Deep Periwinkle



### Scarecrow

- Butterscotch
- Iced Coffee
- Orange
- Brown



### Deep Ocean

- Rubbed Bronze
- Feather Gray
- White
- Ocean Blue
- Blue



### Adventure

- Feather Gray
- White
- Red



### Nature Trail

- Brown
- Iced Coffee
- Spring Green
- Orange



### Forest

- Burgundy
- Iced Coffee
- Green



### Firefly

- Butterscotch
- Electric Purple
- Orange



### Plum

- Electric Purple
- Butterscotch
- Iced Coffee



### Galaxy

- Dark Blue
- Butterscotch
- Feather Gray
- Starry Night
- Black

## Recycled Playground Colors



### Urban

- Feather Gray/Gray
- Blue
- Spring Green



### Earth

- Spring Green
- Blue
- Iced Coffee
- Dark Brown



### Scarecrow

- Butterscotch
- Iced Coffee
- Orange
- Dark Brown



### Patriotic

- Feather Gray/Gray
- Blue
- Red



### Forest

- Burgundy
- Iced Coffee
- Green
- Dark Brown



### Plum

- Electric Purple
- Butterscotch
- Iced Coffee
- Cedar



### Circus

- Red
- Yellow
- Ocean Blue
- Cedar



### Swamp

- Patina
- Brown/Dark Brown
- Iced Coffee



### Deep Ocean

- Feather Gray/Gray
- White
- Ocean Blue
- Blue



### Nature Trail

- Cedar
- Iced Coffee
- Spring Green
- Orange



### Firefly

- Butterscotch
- Electric Purple
- Orange
- Cedar



### Rocky Mountain

- Dark Blue
- Orange
- Iced Coffee
- Cedar

# EXPERIENTIAL SYSTEMS

555 Williams Street  
Thornton, IL 60476

[www.experientialsystems.com](http://www.experientialsystems.com)

877-206-8967

