

Arizona Railroad



Historical Society

# The Desert DISPATCH

Timetable

---

**ARHS**  
Arizona Capitol Museum  
1700 W. Washington St.  
Phoenix, AZ

Special Notice  
Regarding COVID-19

As a public health precaution, **the Arizona Capitol Museum is temporarily closed to the public until further notice** in an effort to slow the spread of COVID-19 in Maricopa County. All in-person programs and events are canceled for the time being. Please check here for news regarding our reopening and online museum programming.

<https://azlibrary.gov/azcm>

---

ARHS Spring Swap Meet  
May 15, 2021  
Saturday

9:00am-1:00pm  
Glendale Christian Church  
9661 N. 59<sup>th</sup> Ave.  
Glendale, AZ 85302

For more information, call:  
Craig 623-340-3529  
DeWayne 623-308-1574

## Layout Work Resumes



**Dave Brown, Don Stewart and Ken Nelson (L-R) working on the layout in early April.**

*Photo by Bob Bridges*

**By Don Stewart, ARHS President**

ARHS members have been allowed back in the Museum on Mondays, Tuesdays, and Wednesdays when Ken and Dee (Museum employees) are present. We have gotten a few more things done since we were allowed back in on March 8.

The streets in Phoenix for the motorized trucks have been glued in place, sanded and tested. Following a successful test, the house parcels have been cut and fitted. These will have the building installed, plot landscaped and be placed in position. They will be removable for work, if needed.

*continued next page*



# The Desert Dispatch

## ARHS Officers 2020-2021

- President** - Don Stewart
- Vice President** - Craig Faris
- Secretary** - Dave Brown
- Treasurer** - Dan Kubarych
- Director** - Ken Nelson
- Director** - DeWayne Koltin
- Past President** - Jesse Poole

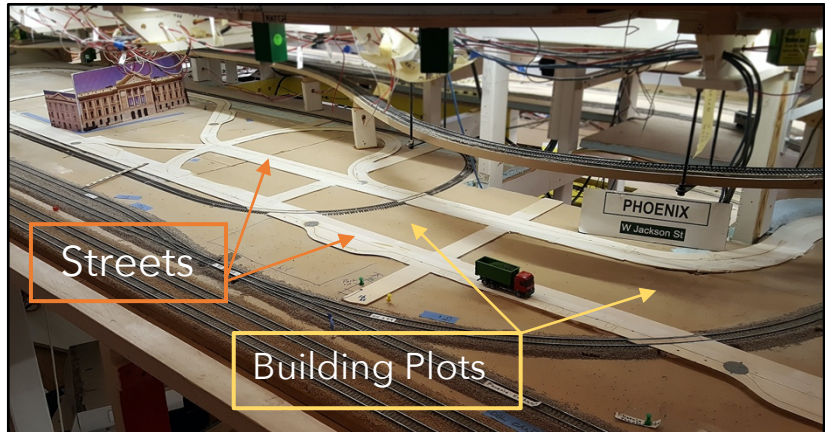
*The Desert Dispatch* is a publication of the Arizona Railroad Historical Society. Views expressed by guest authors are their own and do not reflect the opinions or positions of the ARHS.

Editor - Bob Bridges  
[rkbridges611@gmail.com](mailto:rkbridges611@gmail.com)

## Mission Statement

The Arizona **Railroad Historical Society** strives to create a world class railroad experience which includes history, education and railroad operations centered around the state of Arizona.

We are honored and excited by the opportunity to create an exciting experience in the Arizona State Capitol Museum in downtown Phoenix.

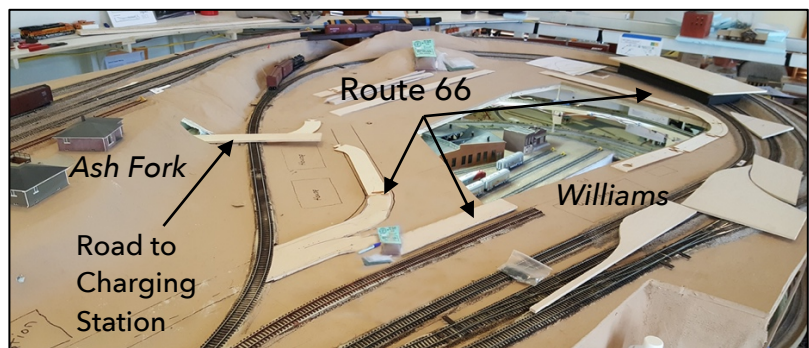


**Downtown Phoenix showing the layout of the automated streets and building plots**

Keeping with the motorized trucks, the area in Goodyear, photos below, will have a tractor pulling a cotton filled trailer around a path. This area has been scened and most of the guide wires installed.



The roads have been laid out in Williams and Flagstaff (below) for the automated vehicles. They will re-charge in an area below Ash Fork. A tunnel hidden by trees and buildings



**Route 66 around Williams**

*Photos by Don Stewart*



# The Desert Dispatch

## Progress Report

will be the route into the charging station and a gas station garage will be the exit back to Route 66.

Dave Irick has been busy with buildings. He has completed the Grand Canyon Station, the Congress Hotel in Tucson, and the freight depot in Flagstaff. Next up is the station in Tucson, the courthouse and station in Prescott, and a couple more buildings.

John Clark has completed his Clark Citrus building for Tempe. This is a well detailed plaster building. Don Stewart has almost finished the Stockyards in Phoenix. It needed some modifications to better fit the space and additional details: water troughs, feeder bins and cattle.

When building your buildings, remember to add lights per the standards developed by John Mick and Jesse Poole. An interior light and maybe an outside light would be nice for houses. Larger buildings will probably need more lights.



The storage boxes we built for rolling stock have been installed.


Scenery work on the area above Prescott and below Flagstaff has been ongoing with rock castings being added and painted, track painted, ballasted and scenery added.



Don Stewart paints scenery near Prescott.

*Photo by Bob Bridges*

Jess was found in the SW corner of the room drawing on the floor. What was he up to now?



*Don Stewart photo*

It was later revealed that he was designing the south wall and its access doors (for lighting controls). He also laid out the extent of the Grand Canyon footprint. Always planning . . .

Ken Nelson measured the areas around Phoenix and into the corner of Tempe to cut the plywood for the outer lower walls. The oak plywood has been provided by **Spellman Hardwoods** of Phoenix.





# The Desert Dispatch

We enjoyed a work session at Jess’s place on Saturday, April 10 to build the windows to fit into the plywood on the lower level. We also completed the component installation in the electrical box designed by John Mick.



Ken Nelson installs a window into the lower Level benchwork. The oak materials which match the museum building trim were donated to ARHS by Spellman Hardwoods of Phoenix.

As of the end of March 2021 ARHS volunteer members have worked **31,250** hours on this project (\$687,500.00 value).

## *Layout Construction Continues*

Photos by Bob Bridges



Don Stewart and Ray Rumble plan the installation of Route 66 on the upper level of the layout. This is one of the road ways that will feature automated cars and trucks.



L-R: Al Shultz, John Clark and Ray Rumble rip oak trim on a table saw for the outer aisle of the layout during a recent work session.



Don Stewart opens wiring ports on the new power supply cabinet with circuitry designed by John Mick.

*Continued next page*



# The Desert Dispatch

## ARHS Back to Building



John Mick and Jesse Poole review the plans for the new power supply panel.



Dave Brown sands a section of roadway for the automated car system in Phoenix at a recent work session at the Capitol Museum layout.



Ken Nelson constructs a new wiring components storage rack for the layout.



Craig Faris installs wiring under the layout



James Cairo glues the walls together of a house model for the city of Phoenix.





# The Desert Dispatch



John Clark and Ray Rumble work on structures.



Don Stewart examines detail parts for the cattle pens



Dave Brown and Al Shultz install the roadway for the animated motorized cars in the Phoenix section of the layout.

## ***Building the Grand Canyon Depot***

By Dave Irick

What was involved in constructing the Grand Canyon Depot? What I thought would be an easy construction project turned into a herculean mission. I accumulated Google footprints and all the photos that I could find on the internet and had a couple of friends visit the depot and took photos for me. I gathered all of the building materials needed and was ready to go, I thought.

Next I made the mistake of asking Jesse Poole if it could be built in HO scale and to the exact footprint. That was a bad assumption, as Jesse said that he wanted an N scale building. It took some convincing that N scale would look funny next to a HO scale loco.

I thought that I had won that discussion when Jesse allowed me to build 70% height of HO scale. But my elation was short lived. Jesse informed me that the width could not exceed 4 1/2 inches, but he assured me that the length would be ok. So back to the drawing board I went.

The final building size would be depth 55% of HO, height 70% HO and length 82% of HO.

With my faithful scale ruler, I pressed on. First, I built the building shell out of .40mm styrene, cutting out for all windows and doors which are made to HO scale.

*Continued next page*



# The Desert Dispatch



*Dave Irick's Grand Canyon Depot*

I covered the sheet styrene with 2.5mm rod styrene to simulate logs, braced the inside with scrap styrene from my scrap box. The doors are simply cut from styrene car siding sheets, window are mostly scratch constructed.

The last major consideration was the correct roofing material and the color of the structure. After looking at numerous photos I came to the conclusion that in the 1950's the roof was an asphalt diamond shingle and the building was a dark brown or redwood paint.

Well that is my story. I hope that we can install it on the layout soon. Please Jesse don't move any track!

## Model Railroad Swap Meet Everything Trains – Food – Fun

May 15, 2021 9:00AM - 1:00PM

Glendale Christian Church

9661 N 59th Ave. Glendale, AZ, 85302

Admission \$5.00 At the door.

**COVID Protocols:** All Local or State Requirements at the Time of the Meet  
Will be Followed

Help Us Make This a Safe and Fun Event! For more information:  
Craig Faris 623-340-3529 Dewayne Koltin 623-308-1574

Sponsored by The Arizona Railroad Historical Society  
AZRHS.com