

SKB

KNEE BRACE KIT

SAMPLE SPECIFICATION

specify as: SOFTFORMS® Model # SKB

Pittcon SOFTFORMS® LLC

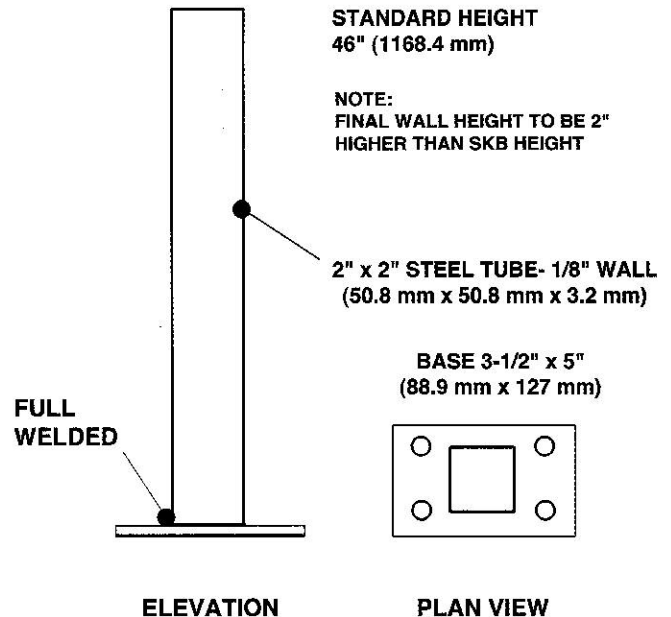
6409 Rhode Island Avenue
Riverdale, MD 20737
(800) 637-7638
(301) 927-1000

3330 W. Flower Street
Phoenix, AZ 85017
(800) 637-7638
(602) 233-9100

The welded steel assembly consists of a 2" x 2" tube, 1/8" wall and 3 1/2" x 5" x 3/8" base plate with 4 holes 7/16" diameter. The assembly shall be provided with a flat black primer resulting in a corrosive resistant surface compatible with plaster, joint compounds and interior finishes.

MATERIAL: Cold roll steel plate and steel tubing
Finish.....Factory primed
Metal thickness.....As per above

Note: Other sizes and configurations are available upon request, with some restrictions applying. Check factory for your needs.



Pittcon recommends using 3/8" x 3 1/2" masonry fasteners with expansion shields for mounting in concrete floor. (Not provided)

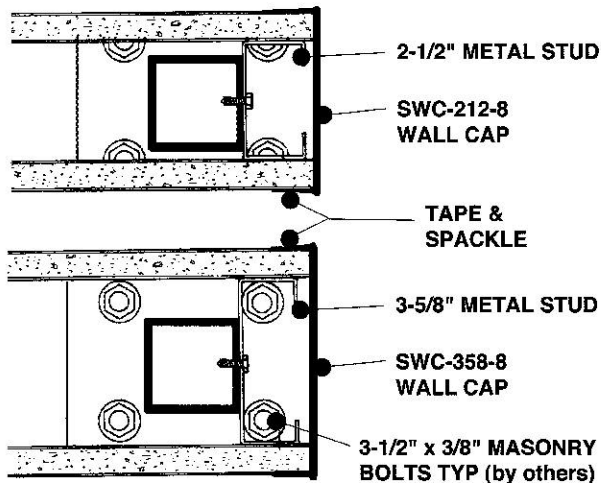
SECTION SKB
NO SCALE

KNEE BRACE
ELEVATION & PLAN

EXAMPLE DETAIL


For use with conventional metal stud construction and 5/8" GPDW.

The SKB knee brace permits construction of low wall partitions with free standing end(s). Concealed entirely within the stud wall and anchored to the floor and studs, it provides a reinforced structure subject to substantial side loading when installed properly.



SKB
NO SCALE

STUD PARTITIONS
PLAN VIEWS



All details, methods and specifications are the exclusive property of Pittcon Softforms® LLC. Pittcon reserves the right to change any specifications or details without prior notification. All Softforms® profiles are available in standard 10' lengths $\pm 1/8"$ (2.048 M). Other lengths are available as special order items. For custom shapes, sizes, or for special finishes, please contact the factory or your nearest Pittcon sales representative.

Softforms

PREFORMED ARCHITECTURAL PROFILES
FOR DRYWALL CONSTRUCTION