

Level Switchgag[®] for Engine Liquids

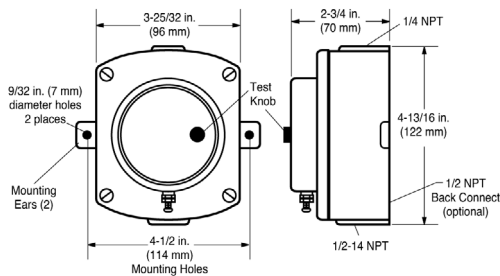
L150 and EL150K1 Series

The L150 Series Level Switchgag instrument is a combination liquid level gage and low-limit switch; each unit includes (1) a chamber with pivotal float, (2) an indicating dial with pointer and (3) a low-level contact. When properly installed and maintained, the float operates the pointer which, in turn, both indicates level during normal operation and closes a switching circuit if the level falls to the low-limit set point.

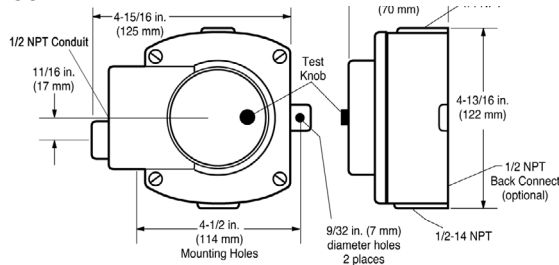
The primary use of the L150/EL150K1 is for engine cooling systems, surge or expansion tanks, condenser radiator or vapor phase systems, pressurized or atmospheric systems. The Level Switchgag instrument can also be used to monitor lube oil, hydraulic fluid or diesel fuel reservoirs and activates alarms and/or shut down at a predetermined minimum level. These instruments are built for low pressure systems with a maximum of 25 psi (172 kPa) [1.72 bar].

Dimensions

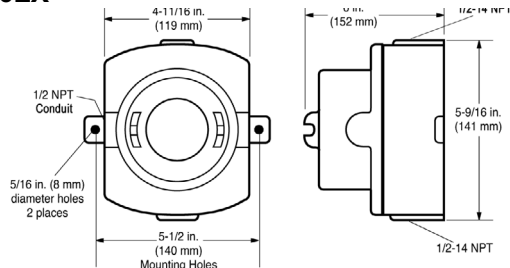
L150



EL150K1



EL150EX



L150



EL150EX



EL150K1



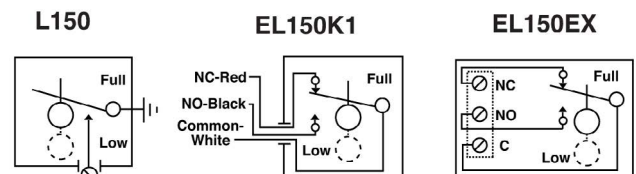
¹ EL150EX Models are CSA Listed for Class I, Division 1, Group C & D Hazardous Locations.

² Products covered by this bulletin comply with EMC Council directive 89/336/EEC regarding electromagnetic compatibility except as noted.

All trademarks and service marks used in this document are the property of their respective owners. This Enovation Controls product is exclusively distributed by FW Murphy in the Natural Gas Compression Market.

Standard Electrical Diagrams

WARNING: This typical wiring diagram is shown for clarity only. It is not intended for use as installation instructions.



Specifications

L150

Maximum Temperature: 250° F (121° C)
Maximum Operating Pressure:
 25 PSI (172 kPa)
Case: Die cast aluminum, polyurethane coated;
 approximate dimensions; 4-1/2 x 4-3/4 x 2-3/4
 in. (114 x 121 x 70 mm)
Mounting Holes: (2) 9/32 in. (7 mm) diameter
 at 4-1/2 in. (114 mm) on center
Float: Brass
Lens: Polycarbonate
O-rings: Saturated Nitrile, are suitable for cool-
 ant or hydrocarbons
Gasket: Nitrile
Vent Tube: 1/4 x 5 in. (6 x 127 mm) copper
 cane with 1/4 NPT x 1/4 in. (6 mm) tube fitting
Contact Rating: 2 A @ 30 VAC/DC. Wire: (1)
 16 AWG x 26 in. (1.5 mm 2 x 660 mm) with
 terminals

EL150K1

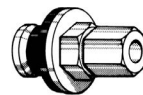
Maximum Temperature: 250° F (121° C)
Maximum Operating Pressure:
 25 PSI (172 kPa)
Case: Die cast aluminum, polyurethane coated;
 approximate dimensions; 5 x 4-3/4 x 2-3/4 in.
 (127 x 121 x 70 mm)
Enclosure Rating: IP35
Mounting Holes: (2) 9/32 in. (7 mm) diameter at
 4-1/2 in. (114 mm) on center
Float: Brass
Lens: Polycarbonate
O-rings: Saturated Nitrile, are suitable for coolant
 or hydrocarbons
Gasket: Nitrile
Vent Tube: 1/4 x 5 in. (6 x 127 mm) copper
 cane with 1/4 NPT x 1/4 in. (6 mm) tube fitting
Snap-Switch: SPDT rated 10 A @ 125 VAC;
 0.5 A @ 125 VDC; 10 A 30 VDC
Wire: (3) 18 AWG x 14 in. (1 mm 2 x 356 mm)

EL150EX

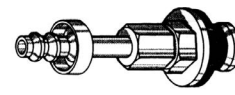
Maximum Temperature: 250° F (121° C)
Maximum Operating Pressure:
 25 PSI (172 kPa)
Case: Sand cast aluminum, painted;
 approximate dimensions; 6-1/2 x 5-3/4 x
 5-1/4 in. (165 x 146 x 133 mm)
Mounting Holes: (2) 5/16 in. (8 mm) diameter
 at 5-1/2 in. (140 mm) on center
Float: 304 Stainless steel
Lens: Tempered glass
O-rings: Saturated Nitrile, suitable for coolant or
 hydrocarbons
Gasket: Nitrile
Vent Tube: 1/4 x 5 in. (6 x 127 mm) copper
 cane with 1/4 NPT x 1/4 in. (6 mm) tube fitting
 and 1/2 NPT to 1/4 NPT reducer fitting
Snap-Switch: SPDT rated 10 A @ 125 VAC;
 0.5 A @ 125 VDC; 10 A 30 VDC
Wire: Wired to terminal block
Laboratory Approvals:
 CSA Listed for Hazardous Locations Class I,
 Division 1, Groups C & D

Radiator Fittings

FW Murphy PS, PS Barbed and PS-D fittings allow the installation of the L150 / EL150K1 to the radiator when a fitting is not available.



15-00-0107 (PS)



15-01-0167 (PS Barbed)

How to Order

| Part Number | Model and Description | Notes |
|-------------|---|---------------------|
| 15700135 | L150 | |
| 15700144 | L150-BC | |
| 15700121 | EL150EX | |
| 15700124 | EL150EX-D | |
| 15700116 | EL150K1 | |
| 15700118 | EL150K1-BC | |
| 15000138 | All parts except case and body | L150 Repair Kits |
| 15000139 | All parts except case and body | EL150K1 Repair Kits |
| 15000100 | Lens/switch assembly | |
| 15000109 | Switch/terminal assembly | |
| 15000107 | Radiator fitting (PS), thin wall, 1/4 in. (6 mm) tube fitting | Accessories |
| 15010202 | Radiator fitting (PS-D), for diesel or oil, thick wall (to 1/4 in. [6 mm]), accepts 1/2 in. (13 mm) I.D. hose or 1/4 in. (6 mm) O.D. tubing | |
| 15010167 | Radiator fitting (PS Barbed), thin wall, 1/4 in. (6 mm) tubing or hose | |

Approximate Shipping Weight and Dimensions

| Model | Weight | Dimension |
|---------|-------------------|--|
| L150 | 29 oz. (0.82 kg.) | 5-1/4 x 5-1/4 x 5-1/2 in. (133 x 133 x 140 mm) |
| EL150K1 | 42 oz. (1.2 kg.) | 5-1/4 x 5-1/4 x 5-1/2 in. (133 x 133 x 140 mm) |
| EL150EX | 5 lbs. (2.26 kg.) | 6-1/2 x 6-3/4 x 6-3/8 in. (165 x 171 x 162 mm) |