

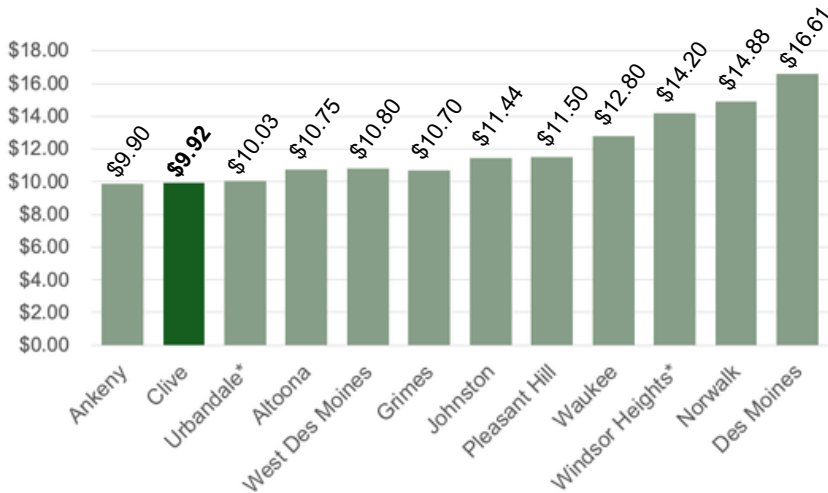
City of Clive

DOLLARS & CENTS

Proposed Budget FY 2025-26



Clive's Proposed Rate vs. Proposed Rates in Neighboring Communities



- Clive will keep its property tax rate at \$9.92 per \$1,000 of taxable value after lowering it by \$0.22 last year. Clive will continue delivering value for taxes paid by improving efficiency and managing expenses in the face of increasing costs.

- This is the ninth consecutive year Clive has lowered or maintained its property tax rate.

- For a typical Clive household, the annual cost of city services and infrastructure will **increase \$69.30, or 2.5% from the previous year.**

- For a typical Clive business, the cost of city services and infrastructure will **increase \$153.12, or 1.1% from the previous year.**

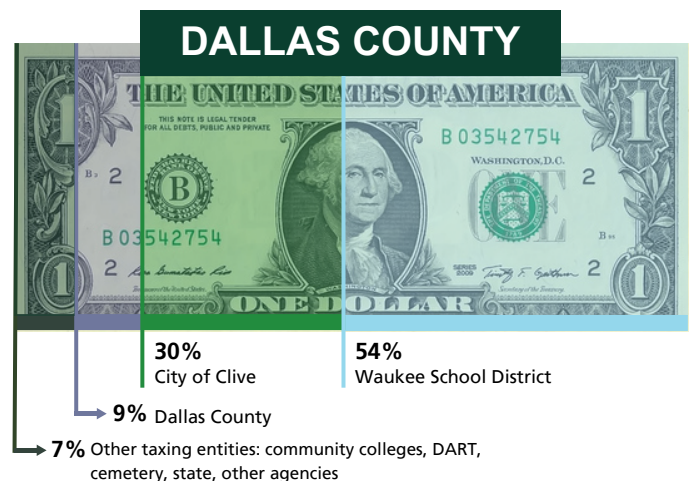
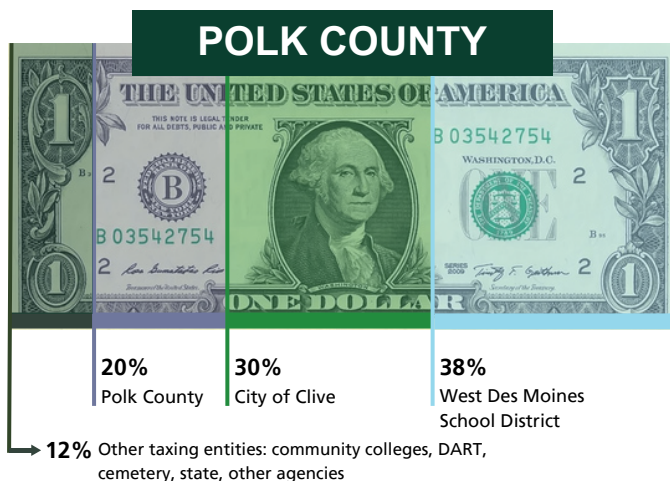
The graph shows proposed rates of neighboring communities as of March 7, 2025.
*Does not include \$0.20 Urbandale & \$0.39 Windsor Heights Sewer District Levy.

Cost Changes from FY 2024-25 to Proposed FY 2025-26

Type of Property	General	Trust & Agency	Debt Service	Water	Sewer	Stormwater	Total Increase/ (Decrease) Annually
House valued at \$318,000 using 5,000 gallons of water per month	\$13.74	\$0.43	\$20.21	\$10.80	\$19.80	\$4.32	\$69.30
Business valued at \$1,000,000 using 12,000 gallons of water per month and 15 ERUs	\$(63.00)	\$(27.00)	\$90.00	\$25.92	\$62.40	\$64.80	\$153.12

Where Do Your Property Taxes Go?

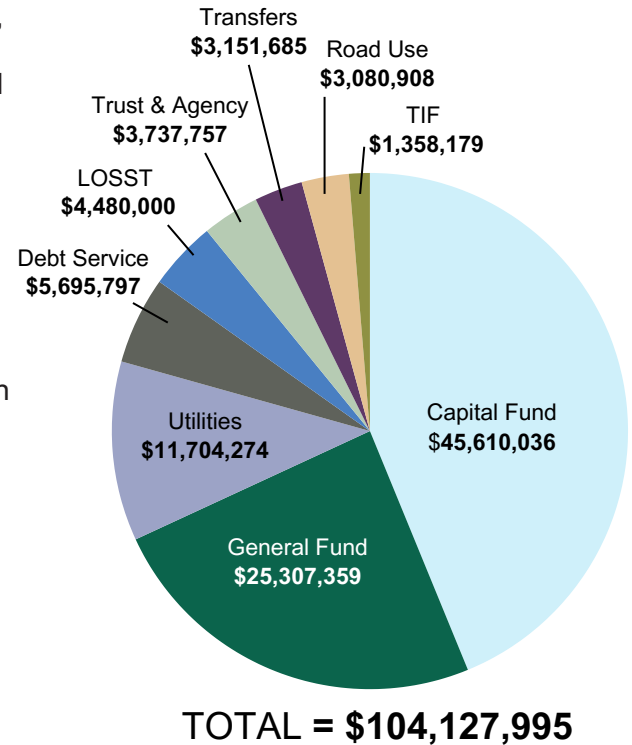
Dallas and Polk County collect property taxes and distribute them to the City of Clive and other taxing entities, including the West Des Moines and Waukee school districts, Des Moines Area Community College (DMACC), Des Moines Area Regional Transit Authority (DART), and other independent authorities (assessor and county hospital).



City Budget

Clive's proposed budget provides estimated revenues and expenditures for programs and services during the fiscal year from July 1, 2025, through June 30, 2026. The budget has multiple categories.

- **Capital Fund** - Funds major improvements to city facilities and infrastructure; funded through grants, bonds, utility fees, sales taxes, and property taxes.
- **General Fund** - Funds most of Clive's core services; funded primarily by property taxes.
- **Utilities** - Water, sewer, and stormwater infrastructure and maintenance; funded through user fees.
- **Debt Service** - Funds needed to cover recurring principal and interest payments on city bonds; funded primarily through property taxes.
- **LOSST** - Local Option Sales and Service Taxes are used to provide property tax relief and infrastructure investments; this revenue comes from eligible goods and services sales in Polk and Dallas counties.
- **Trust & Agency** - Funds to pay for eligible insurance, pension, and retirement program costs; funded by property taxes.
- **Transfers** - Funds moved between various budgets.
- **Road Use Tax** - Funds road maintenance activities; funded by vehicle registration and fuel taxes.
- **TIF** - Tax Increment Financing is an economic development tool for redevelopment, infrastructure, and other community improvement projects; funded by property taxes.



General Fund

The General Fund (\$25,307,359) funds many of Clive's core services.

How General Fund Money is Spent

Category	Description	Portion of General Fund
Public Safety	Fire, police, ambulance services, 9-1-1 dispatch, animal control, building inspections, crime prevention, emergency management, flood control, etc.	37.29%
Recreation & Library	Arts & cultural services, community centers, library, Aquatics Center, trails, parks, recreation, etc.	21.60%
General Government	City Council, City Manager, City Clerk, City Hall & general buildings, City Attorney, finance, information services, etc.	13.84%
Public Works	Maintenance of streets, bridges, and sidewalks; snow removal, street cleaning, street lighting, traffic control, engineering, etc.	13.04%
Capital Projects	City infrastructure improvements or major equipment purchases.	8.39%
Community & Economic Development	Economic development, housing and community development, neighborhood development, planning and zoning, etc.	4.04%
Transfer Out	Transfers to funds other than General Fund	1.68%
Health & Social Services	Community health, employee wellness, etc.	0.12%

Capital Improvements Plan FY 2025-26

Total = \$45,610,036



Stormwater Facilities
\$2,315,306



Streets
\$14,713,970



Park Facilities
\$9,975,000



Flood Mitigation
\$14,950,000



Municipal Buildings
\$2,000,000



Sanitary Sewers
\$200,000



Internal & Equipment
\$622,260



Traffic Control
\$211,000



Water Mains
\$622,500

Clive continues to make smart investments in its infrastructure, including street reconstructions, flood mitigation, natural spaces, and park facilities.

Project Highlights FY 2025-26



Linnan Park Reconstruction

- Construction starts in Summer 2025
- New playground, sprayground, and shelter building
- Project cost = \$5,000,000

Parks & Natural Spaces

- Greenbelt expansion along Little Walnut Creek
- Greenspace in Flood Buyout Area
- Greenbelt Landing



Country Club Neighborhoods Street Rehabilitation

- Construction starts in Spring 2025
- Year 2 of rehabilitation work
- Project cost in FY 2025-26 = \$2,200,000
- Total street rehabilitation cost citywide (2024-2029) = \$8,100,000

Alice's Road Reconstruction: Phases 1A & 2B

- Construction starts in Spring 2025
- FY 2025-26 cost = \$3,300,000
- Total cost (2024-2029) = \$22,000,000



Scan the code or visit **CityofClive.com** to learn more about the projects outlined in the Capital Improvements Plan.

Utility Customer Rates & Fees


FY 2025-26

The average Clive household will pay approximately **\$116.62/month** for water, sewer, curbside waste collection, and stormwater services. This is an **increase of \$3.15/month** from last year.

Water

Average Household Rate* = \$44.55/month

(\$0.90/month or 2.1% increase from FY 2024-25) *Average household rate based on 5,000 gallons per month at \$0.0089/gallon.



Curbside Waste & Recycling Collection

Average Household Rate = \$16.36/month

(\$0.24/month or 1.5% increase from FY 2024-25)



Sanitary Sewer

Average Household Rate* = \$43.31/month

(\$1.65/month or 4% increase from FY 2024-25) *Average household rate based on 5,000 gallons per month at \$0.0087/gallon.



Stormwater

Average rate change = \$0.36/month or 3% increase from FY 2024-25

- Average Household Rate (small) = \$6.21/month (0-3,100 SF of impervious area)
- Average Household Rate (medium) = \$12.40/month (3,100-5,100 SF of impervious area)
- Average Household Rate (large) = \$18.61/month (5,100+ SF of impervious area)

Local Option Sales and Services Tax (LOSST)

FY 2025-26

The Local Option Sales and Services Tax (LOSST) provides property tax relief and funds capital investments in Clive's streets, parks, and other infrastructure.



Clive Public Safety Center

LOSST revenue is funding the City's collaboration with Urbandale to operate Fire Station 43, which covers the growing northwest neighborhoods of Clive. LOSST funds also covered the design and construction of the Clive Public Safety Center, and debt service payments for the facility.

For FY 2025-26, total LOSST revenue is expected to reach \$4,480,000. Funding will be used for multiple projects:

- Property Tax Relief
- Annual Street Rehabilitation Projects
- Harbach Boulevard Phase 2 Reconstruction
- Alice's Road Reconstruction
- Greenbelt Trail Improvements

Clive Residential Property Taxpayer's Receipt

	Current Budget	Proposed Budget	Cost Per Month (Proposed Budget)	Change in Monthly Cost
Property Value	\$318,000	\$318,000	\$0.00	\$0.00
Rollback*	46.34%	47.4316%		
Estimated Taxable Property Value**	\$147,370	\$150,832		
GENERAL FUND	\$1,033.06	1,046.78	\$87.23	\$1.14
Public Safety	\$381.24	\$390.38	\$32.53	\$0.76
Recreation & Library	\$224.89	\$226.07	\$18.84	\$0.10
General Government	\$151.42	\$144.91	\$12.08	-\$0.54
Public Works	\$135.80	\$136.47	\$11.37	\$0.06
Capital Projects	\$85.99	\$87.79	\$7.32	\$0.15
Community & Economic Development	\$46.00	\$42.29	\$3.52	-\$0.31
Transfer Out	\$6.16	\$17.61	\$1.47	\$0.95
Health & Social Services	\$1.55	\$1.25	\$0.10	-\$0.03
DEBT SERVICE	\$218.11	\$238.32	\$19.86	\$1.68
TRUST & AGENCY	\$210.74	\$211.17	\$17.60	\$0.04
TOTAL	\$1,461.91 Annual	\$1,496.26 Annual (2.35% Increase)	\$124.69 Per Month (2.35% Increase)	\$2.86 Change in cost per month from previous year

*Property tax calculations include the change in the residential rollback from 46.34% in FY2024-25 to 47.43% in FY2025-26.

**Calculations do not reflect homestead, veteran, senior, and other credits that decrease taxable property value.

Value for Property Taxes Paid*

\$4.10

Per Day



*For the **Proposed Budget** a typical home in Clive assessed at \$318,000, the property owner pays **\$4.10 per day** in property taxes for city services.



Public Safety
Daily Cost = \$1.07

\$32.53/month for Police and Fire/EMS services.



Recreation & Library
Daily Cost = \$0.62

\$18.84/month for library resources and natural spaces like the Greenbelt.



Public Works
Daily Cost = \$0.37

\$11.37/month for street and infrastructure maintenance, including snow plowing.