

Transparent LED display



Product description

After long time technical innovation and development, LED-HERO transparent LED display had been widely accepted by the customers worldwide. With the advantages of good heat dissipation, fast installation, high transparency, high brightness and easy maintenance, transparent LED display could be used behind any shape of glass surface, and keep the internal natural lighting and viewing, that's the reason why its' the best choice of glass wall advertising.



There are three different series for LED-HERO transparent LED display:

1. TW series, mainly used for big size glass wall
2. TB series, mainly used for retails shops with small windows
3. TC series, mainly used for cylinder, S shape glass wall

Here are the features of transparent LED display:

1. **High transparency**
Up to 80% transparency rate could keep the internal natural lighting and viewing, the SMD are almost invisible from a certain distance.
2. **Light weight**
PCB board is only 10mm thickness, 14kg/m² light weight allow small space for the installation possible, and minimizes the negative impact on the appearance of the buildings
3. **Fast installation**
Fast lock systems ensure fast installation, saving labor cost
4. **High brightness and energy saving**
6000nits brightness ensure the perfect visual performance even under direct sunlight, without any cooling system, saves lots of power
5. **Easy maintenance**
Repairing single SMD without taking of single module or entire panel
6. **Stable and reliable**
Stability is very import for this product, under the patent of inlaying SMD into PCB, ensure the stability better than other similar products in the market.
7. **Wide applications**
Any building with glass wall, for example, bank, shopping mall, theatres, chain stores, hotels, and landmarks etc.


Project reference




TW Series

Transparent wall


P7.5x8



P5x6.67



P10



Parameter

Model	P5	P7.5	P10
Pixel pitch	5x6.67mm	7.5x8mm	10mm
Scan mode	4S	2S	2S
Pixel density	30000dots/m ²	16667dots/m ²	10000dots/m ²
Pixel configuration	SMD3528 (Anti-UV)		
Module resolution	24x64dots	20x64dots	32x32dots
Module size	160x320mm	160x480mm	320x320mm
Cabinet size	640x640mm	800x960mm	640x640mm 960x640mm
Cabinet resolution	96x128dots	100x128dots	64x64dots 96x64dots
Brightness(full white)	6000~7000cd/m ²		
Refresh rate	>1920Hz/s		
Transparency rate	>50%	>65%	>70%
Weight	13kg/m ²		
Viewing angle	140° (H) / 140° (V)		
Power consumption (Max./Avg.)	976W/390W/m ²	815W/271W/m ²	650W/218W/m ²
Signal input	Compatible with Nova control system		

TB Series





Transparent banner

Parameter

Model	P5	P7.5	P10
Pixel pitch	5x6.67mm	7.5x8mm	10mm
Scan mode	4S	2S	2S
Pixel density	30000dots/m ²	16667dots/m ²	10000dots/m ²
Pixel configuration	SMD3528(Anti-UV)		
Module resolution	64x24dots	64x20dots	64x16dots
Module size	320x160mm	480x160mm	640x160mm
Cabinet size	640x1280mm	960x1600mm	1280x1920mm
Cabinet resolution	128x192dots	128x200dots	128x192dots
Brightness(full white)	6000~7000cd/m ²		
Refresh rate	>1920Hz/s		
Transparency rate	>50%	>65%	>70%
Weight	14kg	20kg	28kg
Viewing angle	140° (H) / 140° (V)		
Power consumption (Max. /Avg.)	1600W/400W/m ²		
Signal input	Compatible with Nova control system		

TC Series

Transparent column



Parameter

Model	P5	P7.5	P10
Pixel pitch	5x6.67mm	7.5x8mm	10mm
Scan mode	4S	2S	2S
Pixel density	30000dots/m ²	16667dots/m ²	10000dots/m ²
Pixel configuration	SMD3528 Anti-UV (Normal /High brightness)		
Module resolution	64x24dots	64x20dots	16x64dots
Module size	160x320mm	160x480mm	160x640mm
Cabinet size	(Diameter) 815mm (Height) 640mm (Perimeter) 2560x (Height) 640mm	(Diameter) 815mm (Height) 480mm (Perimeter) 2560x (Height) 480mm	(Diameter) 815mm (Height) 640mm (Perimeter) 2560x (Height) 640mm
Cabinet resolution	384x128dots	320x128dots	256x64dots
Brightness(full white)	Normal brightness UV 3000~3500cd/m ² High brightness UV 6000~7000cd/m ²		
Refresh rate	>1920Hz/s		
Transparency rate	>50%	>65%	>70%
Weight	18kg/set	20kg/set	25kg/set
Viewing angle	140° (H) / 140° (V)		
Power consumption (Max./Avg.)	1200W/390W/set		
Signal input	Compatible with Nova control system		