

Cold Therapy shoulder Brace

INSTRUCTIONS FOR USE:

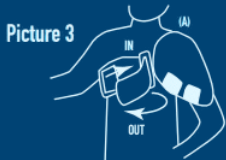
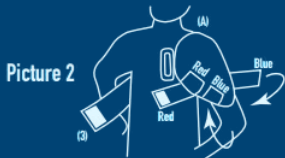
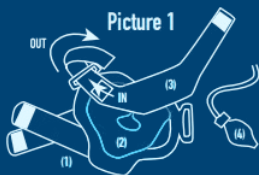
QUICK FITTING, UNIVERSAL, FITTING INSTRUCTIONS.

The Cold Therapy Shoulder brace is a convenient shoulder orthosis for pain, swelling, and to compress the shoulder joint. Pump up with AIR and compress the cold to alleviate pain faster. Removable Gel Liner for cooling in Freezer. Drip free fabric to allow breathing. Easy to apply over clothing. Can be used for sprains, sports injuries, rehab, arthritis, and muscle tensions / fatigues.



CLEANING INSTRUCTIONS:

- Hand wash with mild detergent.
- Rinse and air dry.
- Do NOT use bleach.



1. CHECK PACKAGING FIRST FOR (1) COMPRESSOR (2) GEL PACK (3) ONE STRAP (4) PUMP WITH TUBE.
2. REFRIGERATE GEL PACK AT LEAST 2 HOURS BEFORE USAGE.
3. PUT GEL PACK ON THE COMPRESSOR (PICTURE 1) AFTER REFRIGERATION.
4. CONNECT THE TUBE TO THE ON/OFF SWITCH AND TURN SWITCH TO ON.
5. PULL THE STRAP WITH BLACK VELCRO THROUGH THE SQUARE HOOK (FROM "IN" TO "OUT") THEN FASTEN IT (PICTURE 1).
6. PLACE THE SHOULDER PAD OVER YOUR SHOULDER (A) AND ATTACH THE VELCRO FIRST RED THEN BLUE ON THE PROPER POSITION. (PICTURE 2). PICTURE 2 APPLIES FOR THE LEFT SHOULDER. IF FOR THE RIGHT SHOULDER, USE THE OPPOSITE DIRECTION.
7. PASS THE STRAP THROUGH YOUR LEFT OR RIGHT ARMPIT AND PULL IT THROUGH THE SQUARE HOOK (FROM "IN" TO "OUT"), THEN ADJUST VELCRO UNTIL COMFORTABLE (PICTURE 3)
8. IF YOU WISH TO SWITCH SHOULDERS, LOOSEN THE VELCRO STRAP IN FRONT OF CHEST. REMOVE THE DEVICE AND SWITCH SHOULDERS, THEN ADJUST THE STRAP IN FRONT OF CHEST UNTIL COMFORTABLE.
9. WHEN TURNING ON/OFF SWITCH, PLEASE HOLD IT WITH ONE HAND AND TURN IT WITH THE OTHER HAND TO ENSURE THE SWITCH IS ON THE APPROPRIATE POSITION, THEN PUMP.
10. RELEASE THE PRESSURE BEFORE TAKING IT OFF AND BE SURE TO REFRIGERATE THE GEL PACK FOR NEXT USAGE.

WARNING:

The Cold Therapy Shoulder Brace is designed for support and does not guarantee injury prevention. By using this product, consumers or patients acknowledge and agree to the following:

Innovative DME is not responsible for any injuries that may occur during the use of Innovative products.

Skin irritation is a potential side effect when using this device. If you experience an unusual skin reaction, it is essential to consult with your healthcare provider immediately.

Always consult your healthcare provider to ensure that this product is suitable for your specific medical condition and needs.

This product is intended for use by a single patient only.

Federal Law restricts the sale or distribution of this device to be carried out by or under the order of a licensed healthcare practitioner.

If you do not agree with these conditions, please contact your healthcare provider before using this product.



sales@innovatedme.com



(352) 587-7613



16034 US 19 Hudson, FL 34667