



AUTUMN SHOW SCHEDULE

9 September 2023

2.30pm to 4.30pm

Abbots Langley Community Centre

Admission: £1
Members: free (on production of membership card)
Children: free (must be accompanied by an adult)

Price 50p if sold

THE ABBOTS LANGLEY GARDENING SOCIETY

(Founded circa 1860)



Your committee:

PRESIDENT:	Lady Bella Stuart-Smith
CHAIRMAN:	Chris Bromwich
SECRETARY:	Jane Lay
TRADING SECRETARY:	Peter Barnes
TREASURER:	Les Whitmore
COMMITTEE:	Jo Bromwich, Anne Richardson, Yvonne & John Merry, Sue North

TRADING DEPOT DETAILS

The Trading Depot opens for one hour from 9.00am to 10.00am every Saturday. It is run by the committee and volunteers from the membership. If you would like to volunteer please contact Sue North who will be pleased to add your name to the depot rota. (contactus@algs.org.uk)

Normally volunteers are only needed to help for 1 or 2 Saturdays per year, but without your help we could not offer this service every Saturday.

KEY DATES FOR 2023 (September to December)

21st September	Social Evening with Talk TBA.
17th September	Autumnfest at School Mead
19th October	Social Evening with Geoff Clinton, Talk Title TBA .
16th November	Social Evening with Talk TBA.
21st December	Social Evening with Talk TBA.

TROPHIES



Classes		For outstanding exhibits	For exhibitors gaining the most points
Dahlias	100-112	Charles Gentry Cup (donated by Mrs J Gentry 1996, in memory of Mr C Gentry past Secretary of the Society)	Drusilla Dennis Chalice (donated by Mrs D Dennis 2000)
Roses	113-120	Bert Cooper Cup (donated by Mrs J Cooper 1975)	Walter Ashby Rose Bowl (donated by Mrs Seabrook 1964 in memory of her father)
Other Flowers	121-149	The Tomson Vase (donated by Peter Tomson 2014)	Jane Lay Chalice (donated by Mrs D J Lay 2000)
Fruit	150-159	Norman Cup (donated by Mr R Norman 1951)	Kitchingman Trophy (donated by Mrs M Kitchingham 1981)
Vegetables	160-198	Leon G Lay Cup (donated by Mr L G Lay 2002)	John Peaty Cup (donated by Cllr. J Peaty, ALPC Chairman 1999)
The Potato Challenge	199		The Henderson Cup (Donated by Mrs Crownshaw in 1967)
Wine & Beer	200-209	Ron Brothers Memorial Chalice (donated by Mrs E Brothers 1990 in memory of Ron Brothers past Secretary and President of the Society)	A Glass Decanter
Art & Crafts	210-229	The Anne Flanders Chalice, (donated by Anne Flanders in 2018)	Nelly Falconer Cup (donated by Mrs N Falconer 1953)
Photography	222-230	Valerie Beattie Cup (donated by Mrs V Beattie in 2006)	Kathleen Hare Trophy (donated by Yvonne Merry 2014)
Household	240-269	Bert Crownshaw Cup (donated by Mrs Crownshaw 1952)	Doreen Higgs Cup (donated to the Society by Mrs Higgs in 2004)
Young Exhibitors	270 - 289	Barry Highland Cup (donated by Cllr. B Highland, ALPC Chairman 2001)	A Cup (ages 4-7) A Cup (ages 8-12)
Children's Potato Challenge Heaviest weight Greatest Quantity (all ages 4 to 12)	281		The John Cheshire memorial plaque A Gold Cup

The Stewart Challenge Plate

Will be awarded to the family scoring the highest number of points (donated by Cllr Charles Stewart TRDC Chairman 1985)

Dahlia and Rose Classes (100-120 inclusive)

Note: Please ensure your exhibit is in the correct class. Name of variety to be stated if known. To ensure consistency, "bikini" vases are provided and must be used by exhibitors. The use of moss or "Oasis" for keeping stems in place is strongly recommended.

For illustrations of group classifications and formation for Dahlias, see pages 16 – 18

Dahlias



100 Cactus, semi-cactus or decorative, Giant

(Groups 5, 8, 9)

over 250mm diameter
one or more varieties,
3 vases, 1 bloom in each vase

101 Cactus or semi-cactus, large

(Groups 8, 9) 200mm to 250mm
diameter one or more varieties,
1 vase, 3 blooms

102 Cactus or semi-cactus, medium

(Groups 8, 9) 150mm to 200mm
diameter, one or more varieties,
1 vase, 3 blooms

103 Cactus or semi-cactus, small

(Groups 8, 9)
100mm to 150mm diameter,
one or more varieties,
1 vase, 3 blooms

104 Decorative, large (Group 5)

200mm to 250mm diameter,
one or more varieties,
1 vase, 3 blooms

105 Decorative, medium (Group 5)

150mm to 200mm diameter, one
or more varieties,
1 vase, 3 blooms

106 Decorative, small

(Group 4, 5)

(N.B. this includes water lily)
100mm to 150mm diameter,
one or more varieties,
1 vase, 3 blooms

107 Ball, small (Group 6)

100mm to 150mm diameter,
one or more varieties,
1 vase, 3 blooms

108 Ball, miniature (Group 6)

50mm to 100mm
1 vase, 3 blooms

109 Pompon, large (Group 7)

50mm to 75mm diameter,
one or more varieties,
1 vase, 3 blooms

110 Other (Groups 1, 2, 3),

1 vase, 3 blooms, 1 variety

111 Other (Groups 10-13)

1 vase, 3 blooms, 1 variety

112 Other (Groups 14)

1 vase, 3 blooms, 1 variety

Roses



113 Hybrid Tea

more than one variety,
1 vase, 3 blooms

114 Hybrid Tea

one variety,
1 vase, 3 blooms

115 Hybrid Tea

specimen bloom, no foliage
(to be shown on card supplied)

116 Miniature

to be grown in container,
one plant

117 Floribunda

one or more varieties
1 vase, 3 sprays

118 Hips

one variety
1 vase, 3 sprays

119 A Shrub Rose

1 vase, 1 or more blooms

120 Any type

to be judged for perfume
1 vase, 1 bloom

Other Flowers and Plants Classes (121–149 inclusive)

- 121 Chrysanthemums**
one or more varieties, 1 vase, 3 blooms
- 122 Chrysanthemums**
one or more varieties, 1 vase, 3 sprays
- 123 Perennial asters**
(including Michaelmas Daisies), one or more varieties, 1 vase, 3 stems
- 124 Herbaceous perennial**
(except Michaelmas Daisies), one variety, 1 vase, 3 stems
- 125 One Orchid**
in a pot
- 126 Annual asters**
one or more varieties, 1 vase, 6 blooms
- 127 Annual (except asters)**
one variety, 1 vase, 5 stems
- 128 Annuals (except asters)**
one each of three distinct kinds, 1 vase, 3 stems
- 129 Gladioli**
one or more varieties, 1 vase, 3 stems
- 130 Carnations**
one or more varieties, 1 vase, 3 stems
- 131 One Pelargonium**, in a pot
- 132 Fuchsia flower heads, six**
1 variety, mount in black painted ice cream box with 6 holes in lid, fill with water to flower heads
- 133 Fuchsia flower heads, six**
6 varieties, mount in black painted ice cream box with 6 holes in lid, fill with water to flower heads
- 134 One fuchsia**, in a pot
- 135 One “Standard fuchsia”** In a pot
- 136 One fern** in a pot
- 137 One Lily**
perennial, 1 variety, 1 vase, 1 stem
- 138 One cactus or succulent**
in a pot
- 139 Flowering plant**
for house, conservatory or Greenhouse
- 140 One “Hot House” plant**, flowering
- 141 One foliage pot plant**
- 142 Lilies**, in flower, in a pot
- 143 Flowering shrub**
one variety, 1 vase, 3 sprays
- 144 Hydrangea**
one variety, 1 vase, 3 heads
- 145 Sweet Peas**
12 stems, mixed varieties
- 146 A Planted Floral Arrangement**,
max. internal diameter of pot, 40cms
- 147 Mixed vase of garden flowers**
as many as you can put in a vase.
Minimum of 6 kinds (named if known),
not judged as a flower arrangement,
but on quality of each bloom

(148-149 not used)

*All pots used to exhibit potted plants must be **plain** and must not exceed 260 mm (10.25”) in diameter, unless otherwise stated. For exhibits in vases, bikini vases (supplied) must be used.*

Fruit Classes (150–159 inclusive)

Name of variety to be stated if known

- 150 Three apples, cooking**
one variety

- 151 Three apples, dessert**
one variety

- 152 Three pears**
one variety

- 153 A plate of twelve soft fruit**
one variety, any kind, with stalks

- 154 A plate of twelve stone fruit**
one variety, any kind, with stalks



- 155 A plate of grapes**

one variety, one bunch, any colour

- 156 A plate of twelve Gooseberries**, one variety

- 157 Any other kind of fruit**, one variety, three

- 158 A collection of four kinds of fruit**

Each kind must be of the same variety, and a minimum of two of each kind should be Exhibited. Maximum points awarded for each fruit is shown on the next page.

Paper plates will be provided where required (class 159 not used)

*Maximum points awarded for each fruit as follows:

20. Apples (dessert), Grapes (greenhouse), Melons, Nectarines, Peaches, Pears (dessert), Pineapples.
16. Apples (cooking), Citrus fruits, Grapes (outdoors), Plums (dessert), Strawberries.
12. Cherries (sweet and sour), Black Currents, Figs, Gooseberries, Kiwi Fruits, Plums (cooking), Raspberries.
8. Blackberries, Blueberries, Bullaces, Red Currents, Damsons, Hybrid Berries (e.g. Loganberries, Tayberries), Quinces, Nuts (including Walnuts).
5. Medlars

Vegetable Classes (160–198 inclusive) (Please note: all exhibits to be in a clean condition, name of variety to be stated if known)

160 Six onions*

one variety, grown from seed in the current season

161 Six white onions*

one variety, grown from sets

162 Six red onions*

one variety, grown from sets

163 Three garlic

one variety, on a plate

164 Six exhibition shallots

one variety, to be shown in sand on a plate

165 Two beetroots

one variety, with about 75mm of leaf stalk

166 Three carrots, stump rooted

one variety, with about 75mm of leaf stalk

167 Two pumpkins, fit for the table
one variety

168 Six white potatoes

one variety

169 Six coloured potatoes

one variety

170 One lettuce

with roots

171 One cabbage

round or pointed with about 75mm of stalk

172 One cauliflower

with about 75mm of stalk

173 Six tomatoes, greenhouse

one variety, with calyx, on a plate

- Must be mounted on cardboard ring or tube or small plastic piping.
Paper plates will be provided as required

174 Six tomatoes, outdoor

one variety, with calyx, on a plate

175 One truss of tomatoes

one variety, at least one ripe

176 One truss of “cherry” type tomatoes

one variety, at least one ripe

177 Two marrows

fit for the table (as a guide about 300mm long or 380mm in circumference for a round type)

178 Three leeks,

one variety, with roots

179 Nine runner beans,

one variety

180 Six French beans

one variety

181 Two cucumbers, greenhouse,

one variety

182 Two cucumbers, outdoor,

one variety

183 Two sweet peppers, one variety

184 Two chilli peppers, one variety

185 Two Squash, one variety

186 Two courgettes,


one variety

187 Two corn on the cob

peeled back to reveal corn

188 Six leaves of chard

189 An interestingly shaped vegetable



Vegetable Classes, continued

190 Longest runner bean

191 Curliest runner bean

192 Heaviest marrow

193 Heaviest onion

194 Heaviest tomato

195 Longest carrot

196 Heaviest pumpkin

197 Any other kind of vegetable, two,
not listed in any other class

198 A collection of any four kinds of vegetables

Each kind must be of one variety, and there should be a minimum of two of each kind. Maximum points awarded for each vegetable is shown below*



* Maximum points awarded for each kind of vegetable as follows:

20 Cauliflowers, incl. white heading Broccoli, Carrots (long), Celery (trench), Leeks, Onions (over 8oz), Parsnip, Potatoes, Peas, Tomatoes.

18 Aubergines, Carrots (other than long), Scarlet Runner Beans, Cucumbers, Beetroot (long), Celery (other), Okra, Shallots (exhibition).

16 Tomatoes (beefsteak).

15 Artichokes, Asparagus, Broad Beans, Dwarf French Beans, Climbing Beans (except Scarlet Runners), Beetroot (round), Broccoli, sprouting, and colour headed, Brussels Sprouts, Cabbage (Chinese, green, red, savoy), Capsicums, Celeriac, Chicory, Cucumber (outdoor), Endive, Fennel, Lettuce, Marrows, Mushrooms, Onions (under 8oz), Rhubarb (forced), Scorzonera, Swede, Sweet Corn, Turnips.

12 Garlic, Kales, Rhubarb (natural), Shallots (pickling), Spinach.

10 Courgettes, Cress, Watercress, Lettuce (leaf), Onions (salad, pickling), Radishes, Pumpkin, Chives,

5 Herbs.

Class 199

THE POTATO CHALLENGE £2 entry for bucket and potato, or £1 entry if you re-use last year's bucket.

COLLECT ONE BUCKET (or re-use last year's) AND ONE SEED POTATO FROM THE DEPOT. GROW POTATO IN BUCKET, AND BRING BUCKET TO DEPOT FOR WEIGHING WITH POTATOES STILL GROWING IN IT, (on date to be announced just prior to the show).

To be judged on the heaviest weight of potatoes grown in bucket. The Winner will be awarded the Henderson Cup and a £5 Depot Voucher.



Art and Craft Classes (210–229 inclusive)

The exhibitor's (i.e. the originator's) name must be covered if shown on the exhibit

210 An exhibit

using fabrics, not exceeding
1m x 1m x 1m

211 An exhibit

using threads, not exceeding
1m x 1m x 1m

212 Painting

in oil, or acrylic, any subject, not exceeding
1m x 1m

213 Painting

in water colour, any subject,
not exceeding 1m x 1m

214 Painting

in any medium, other than water or oil,
any subject, not exceeding 1m x 1m

For classes 210 to 214, please give the size of your entry in advance, on the show entry form.

215 A knitted article made using an ounce/26g of yarn. Wool or synthetic. Accessories allowed

216 A piece of Needlepoint OR Redwork not exceeding A4 size, to be judged on quality of stitching.

217 A mosaic tile design, size 150mm x 150mm max, any medium, any shape, backing, mdf/card etc. unframed

218 A soft toy

no larger than H60cm x W60cm x D60cm

219 “Something New from Something Old”

220 A Christmas Card, using a piece of folded A4 card

221 Origami

THIS SPACE PROVIDED FOR YOUR NOTES:

The 2023 Autumn Show Entry Form

Full Name

Membership number Telephone no.

If Young Exhibitor (aged 12 or under) first name age Family name*

Address

Email address

* Used to determine the family achieving the most points

Dahlias	100 101 102 103 104 105 106 107 108 109 110 111 112														
Roses	113 114 115 116 117 118 119 120														
Other Flowers & Plants	121 122 123 124 125 126 127 128 129 130 131 132 133 134 135 136 137 138 139 140 141 142 143 144 145 146 147														
Fruit	150 151 152 153 154 155 156 157 158														
Vegetables	160 161 162 163 164 165 166 167 168 169 170 171 172 173 174 175 176 177 178 179 180 181 182 183 184 185 186 187 188 189 190 191 192 193 194 195 196 197 198														
Art & Craft	<table border="1" style="width: 100%; border-collapse: collapse;"> <tr> <td style="width: 30%; padding: 5px;">Please give sizes for these exhibits</td> <td style="width: 10%; padding: 5px;">210</td> <td style="width: 10%; padding: 5px;">211</td> <td style="width: 10%; padding: 5px;">212</td> <td style="width: 10%; padding: 5px;">213</td> <td style="width: 10%; padding: 5px;">214</td> </tr> <tr> <td style="padding: 5px;">215</td> <td style="padding: 5px;">216</td> <td style="padding: 5px;">217</td> <td style="padding: 5px;">218</td> <td style="padding: 5px;">219</td> <td style="padding: 5px;">220 221</td> </tr> </table>	Please give sizes for these exhibits	210	211	212	213	214	215	216	217	218	219	220 221		
Please give sizes for these exhibits	210	211	212	213	214										
215	216	217	218	219	220 221										
Photography	222 223 224 225 226 227														
Household	240 241 242 243 244 245 246 247 248 249 250 251 252 253 254 255 256 257 258 259 260 261														
Young Exhibitor	<table style="width: 100%;"> <tr> <td style="width: 15%;">Ages 4-7</td> <td style="width: 15%;">270</td> <td style="width: 15%;">271</td> <td style="width: 15%;">272</td> <td style="width: 15%;">273</td> <td style="width: 15%;">274</td> <td style="width: 15%;">275</td> </tr> <tr> <td>Ages 8-12</td> <td>276</td> <td>277</td> <td>278</td> <td>279</td> <td>280</td> <td>281</td> </tr> </table>	Ages 4-7	270	271	272	273	274	275	Ages 8-12	276	277	278	279	280	281
Ages 4-7	270	271	272	273	274	275									
Ages 8-12	276	277	278	279	280	281									

Number of Entries Fees enclosed £ : p

Fees are applicable to all Classes (except Young Exhibitors, and young people aged between 13 and 17), @ 25p each for the first 20 entries, then further entries are free.

DO NOT USE THIS FORM FOR THE POTATO CHALLENGES. SEE SPECIAL INSTRUCTIONS ON PAGES 7&15, AND ANNOUNCEMENTS IN THE SPRING NEWSLETTERS/BULLETINS

After completion, please put this form, with the correct money, by the deadline, in the box provided in the Secretary's porch, see page 19.

Tick box if you would like to donate any of your exhibits to the plant sale (Please see notes opposite on how to complete this form).

Notes for completing the 2023 Autumn Show Entry Form

- 1 Please use a separate Entry Form for each exhibitor.
 - 2 If you need additional Entry Forms, they are available from our website: www.algs.org.uk, or from the Depot on Saturday mornings between 9.00 am. and 10.00 am.
 - 3 Please write your full names address and contact details in the boxes provided as clearly as possible.
 - 4 Circle each class item to be entered e.g. 3 (4) 5 6
 - 5 For Art and Craft classes 210 to 214 please provide the estimated size of the exhibit to help the committee arrange enough space for it.
 - 6 Please ensure that Entry Forms for Young Exhibitors have their first or familiar name, instead of using initials, and please enter their age. *Also ensure* that they enter in the correct class/age group. Lastly, enter their family name on the entry form, so that we can determine the family achieving the most points award.
 - 7 All entries for Young Exhibitors' (i.e. those aged between 4 and 12, who are either the child or grandchild of a fully paid up member) are free, They may also enter the adult classes for free, up to the age of 17. N.B. each entry must be the child's own work.
- Please encourage your children to take part. Each young entrant will receive a small prize, simply by entering.***
- 8 Completed Entry Forms together with the fees may be handed to the Secretary up to and including the last Wednesday prior to the Show, by 7pm.
 - 9 Minor alterations to Entry Forms already submitted may be accepted on the Show day, at the discretion of the Committee, whose decision is final. **No late entrants will be admitted.**
 - 10 Remember to check the Rules and the Regulations for Exhibitors set out in each class and on page 19.

N.B. The last opportunity to hand in the Show Entry Form to the Secretary will be by 7pm on the last Wednesday prior to the Show.

Autumn Plant Sale

As usual, there will be a sale of plants & jam, donated by members on the day of the show (in addition to some of the exhibits). So please bring some contributions along if you can. Thank you.

NOTES:

Photography (220-230)

222 A sunset or sunrise

223 Water droplet

224 Rainbow

225 Pyrotechnics

226 Storm clouds

227 Tools of the trade

(228-230 not used)



Rules: Photographs must be 7"x 5", with a white border, and mounted on special cards/mounts provided. The corner mounts and cards must be collected from the secretary's porch prior to the show.

Exhibitors should mount their photographs on the cards using the corner mounts, prior to the show. On the morning of the show, the cards with the pictures already mounted on them, will only need to be attached on to the display boards using Velcro, thus saving a considerable amount of time.

Photographs may be taken using digital cameras or film, judging will be based on the quality of their composition and focus.

Exhibitors must provide a title for their photograph. You may exhibit a **maximum of two photographs per subject**, if you wish, but separate entry forms must be used. You must submit fresh pictures each year

Household Classes (240–269 inclusive)

PLEASE FOLLOW THE RULES FOR EXHIBITING HOUSEHOLD CLASSES ON THE NEXT PAGE

240 A jar of jam

241 A jar of marmalade

242 A jar of chutney at least 2 months old

243 A jar of pesto

244 A jar of fruit jelly

245 A jar of pickled vegetable
any variety, single or mixed

246 A fruit pie
with a short crust pastry top &
bottom

247 A Bakewell tart

248 Sticky gingerbread

249 Four Cornish pasties

250 A fruit cake

251 A Lemon Meringue Pie

252 A Victoria sandwich cake

253 Six rock cakes

254 Six cheese scones

255 A honey cake

256 Ultimate fudge recipe

257 A chocolate mousse

258 A Quiche Lorraine

259 Cheese cake

260 A Flapjack

261 A cottage loaf*

*Not to be made using a bread machine. Your own recipe must be provided



(262 to 269 not used)

Rules for Household classes:

1. Each entry in classes 240 to 245 inclusive, **must** be labelled, and made by the Exhibitor in 2022/2023, **except** class 242, which may be of any age over 2 months old.
2. For classes 246, 260, and 261, you must put your own recipe with the exhibits for judging.
3. **All Exhibitors entering classes 247 to 259 inclusive, must use the recipes provided. These may be either downloaded from our website: www.algs.org.uk, or collected from the Depot, or from the Secretary's porch.**
4. **You must adhere to tin sizes where stated.**
5. Exhibits must be removed from metal trays or tins and placed on the paper plates provided.
6. Metal lids may be used instead of cellophane but must be neatly painted over to obscure the maker's name and other maker's markings.
7. Plain glass 454g jars **must be used**, preferably filled to the top. The use of other types of jar e.g. "Roses" type jars, is not permitted.
8. Jam jar lids must be plain, painted over if necessary, not rusty and glass should be clean and polished. The use of wax seals is recommended.
9. Metal rings must be taken off bottled fruit.

Young Exhibitor Classes (270- 289) inclusive

Classes for Ages 4 to 7

270 mixed wild flowers, in a jam jar
(a list to be provided with the exhibit).



271 A Halloween Card, using a piece of folded A4 card

272 A colouring competition. Picture to be collected from the depot

273 Miniature garden staged in a plastic seed tray (approx. 240mm x 370mm. made from natural materials

274 Photograph of an animal

Note: Photographs must be 7" x 5" and must not be mounted. Photographs may be taken using digital cameras or film, and have a white border. Judging will be based on the quality of the composition, and focus.

275 Six iced cup cakes, please provide your own recipe with your exhibit

Young Exhibitors Classes, continued

Classes for Ages 8 to 12

276 mixed wild flowers, in a jam jar (a list to be provided with the exhibit).

277 Miniature garden staged in a plastic seed tray (approx. 240mm x 370mm. made from natural plant material)

278 A collage of pressed flowers, using a 7" x 5" picture frame

279 A Painted picture, any subject, any medium, size A3 maximum

280 Photograph of an animal

Note: Photographs must be 7" x 5", and must not be mounted. Photographs may be taken using digital cameras or film, and have a white border. Judging will be based on the quality of their composition, and focus.

281 A Chocolate Cake, not exceeding 8 inches in diameter, please provide your own recipe with the exhibit

(283 – 289 not used)

282 CHILDREN'S POTATO CHALLENGE - ITS FUN AND ITS EASY!



To be run in parallel with the Adult competition (see page 7).

COLLECT ONE BUCKET AND ONE SEED POTATO FROM THE DEPOT. GROW POTATO IN BUCKET, AND BRING THE BUCKET TO DEPOT FOR WEIGHING WITH POTATO STILL GROWING IN IT, (on date to be announced just prior to the show).

To be judged on the heaviest weight of potatoes grown in bucket. The Winner will be awarded a small trophy. There will also be a small cup for the greatest quantity grown

NB. PARENTS- PLEASE GIVE ADVICE BUT DO NOT GROW IT FOR YOUR CHILD

283 NEW FOR THIS YEAR FOR THE UNDER 16 year old -

A Special photographic trophy and challenge set by Jacky Nutkins.

for

"Best Nature Photographic Image"

Autumn Show Judges 2023 (provisional)

Flowers, vegetables and fruit

Ernie Hull

Art and Craft

Moira Bunting

Photography

Jackie Nutkins

Household

Valerie Webster

DAHLIAS – GROUP CLASSIFICATION AND FORMATION

Group 1 Single flowered



Single Dahlias have blooms with a single outer ring of florets, which may overlap, the centre forming a disc.

Group 2 Anemone flowered



Anemone flowered dahlias have blooms with one or more outer rings of generally flattened ray florets surrounding a dense group of tubular florets, and showing no disc.

Group 3 Collerette



Collerette dahlias have blooms with a single outer ring of generally flat ray florets, which may overlap, with a ring of small florets (The Collar) the centre forming disc.

Group 4 Waterlily



Waterlily dahlias have fully double blooms characterised by broad and generally sparse ray florets, which are straight or slightly involute along their length giving the flower a shallow appearance. The depth should be less than half the diameter of the bloom.

Group 5 Decorative



Decorative dahlias have fully double blooms showing no disc. The ray florets are either involute, scarcely involute, not involute, or revolute at apex and either come to a point, abruptly come to point, or indented.

Group 6 Ball




Ball dahlias have fully double blooms showing no disc, ball shaped or slightly flattened. The ray florets are displayed in spiral arrangement and are involute and round at the apex.

Group 7 Pompon




Pompon dahlias have fully double spherical blooms of miniature size, with florets largely involute along their length (longitudinal axis).

Group 8 Cactus



Cactus dahlias have fully double blooms, the ray florets are usually pointed, the majority narrow and revolute for 50% or more of their length (longitudinal axis) and either straight or incurving.

Group 9 Semi- Cactus



Semi-Cactus dahlias have fully double blooms; the ray florets are usually pointed and revolute for more than 25% of their length and broad at the base and either straight or incurving.

Group 10 Miscellaneous



Any dahlias which do not fall into Groups 1-9 inclusive and Group 11, 12, 13, & 14, e.g. Thistle Dahlias etc..

Group 11 Fimbriated



Fimbriated dahlias have blooms where ray florets should be evenly split, or notched into two or more divisions, uniformly throughout the bloom to create a fringed overall effect. The petals may be flat, involute, straight, incurving, or twisted.

Group 12 Single Orchid (star)



Star or Single Orchid dahlias have blooms with single outer ring florets surrounding disc. Ray florets are uniformly either involute or revolute.

Group 13 Double Orchid



Double Orchid dahlias have fully double blooms showing no disc that have triangular centres. Ray florets are narrowly lanceolate and either involute or revolute.

Group 14 Paeony



Paeony dahlias have multiple outer rings of ray florets surrounding a disc, ray florets are flat or slightly involute at base and are flat or are to some extent revolute.

Rules and Regulations for Exhibitors

1. Entries are confined to the named member as shown on the membership card, except where otherwise stated.
2. All exhibits shall be from plants which have been grown by the exhibitor for at least two months immediately preceding the show, unless otherwise stated. The Committee reserves the right to inspect the gardens or plot of any exhibitor.
3. **STAGING-** All exhibits must be staged between **7.00am and 9.00am** on the day of the show. No exhibits will be allowed in after these times, and **the Hall will be cleared by 9.10am** to enable the judging to commence. **Cups and prizes will be presented, and the raffle drawn at approximately 4.00pm. After this time a period of 10 minutes will be allowed for all exhibitors to collect their exhibits before the clearing up begins at about 4.30pm.**
4. The Committee cannot accept responsibility for plates, dishes, and vases etc., provided by the exhibitor. A selection of vases will be available on the morning of the show. To ensure consistency, all exhibitors must use the "bikini type" vases supplied for the "Cut Flowers", "Dahlias", "Roses", and "Other Flowers and Plants Classes", unless otherwise stated.
5. Only one exhibit will be permitted in any class from any one member, **except** for the Photography Classes.
6. It is the responsibility of the exhibitor to stage their own entries. An exhibitor may request the general assistance of a Show Steward, but it is not the responsibility of a Show Steward to actually stage an entry for the exhibitor.
7. Judges will be appointed by the Committee and judging will be carried out under the Royal Horticulture Society Code of Rules. Roses, Sweet Peas, Chrysanthemums and Dahlias, will be judged broadly in accordance with the rules of their respective societies.
8. The judge's decision will be final.
9. Judges shall have the right to reduce or withhold awards according to the standard or number of exhibits in the classes.
10. Only show stewards appointed by the Committee will be permitted to enter the showroom during the judging of the exhibits.
11. The holder of a trophy will keep their award safely in their possession. The Society has insurance cover for the trophies and if stolen, lost or damaged, the Secretary must be informed immediately. If the holder moves out of the district, the holder must inform the Secretary to arrange for the return of the trophy prior to moving.

PLEASE NOTE: THE TROPHIES WILL BE HELD BY THE RESPECTIVE WINNERS FOR THE ENSUING YEAR AND MUST BE RETURNED TO THE SECRETARY, MRS JANE LAY, BY 10 AUGUST.

PLEASE ALSO NOTE: A Young Exhibitor is defined as a child or grandchild, aged between 4 and 12 years, of a fully paid up member of the Society. They may also enter the adult classes for free up to the age of 17. N.B. each entry must be the child's own work.

***** Entry forms** and fees must be put in the box provided in the Secretary's porch at:

The Gleanings
Marlin Square
Abbots Langley
WD5 0EG tel. 01923 447281

Entry forms will be accepted by the Secretary, Mrs Jane Lay, up to 7pm on the last Wednesday prior to the show, accompanied by the fee (which is 25p per entry for the first 20 entries, free thereafter).

NB. For the Potato Challenge, see notes about entering on pages 7(adult) & 15(children)

ABBOTS LANGLEY GARDENING SOCIETY AUTUMN SHOW**PRIZE WINNERS 2019** *(The last full show that was held)* **and 2022 Potato Challenge****BEST IN SHOW**

DAHLIA	Charles Gentry Cup	Colin Verge
ROSES	Bert Cooper Cup	Jane Lay
FLOWERS	The Tomson Glass Vase	Mandy Floyd
FRUIT	Norman Cup	Jane Lay
VEGETABLES	Leon Lay Cup	Mandy Floyd
WINE/BEER	Ron Brothers Memorial Chalice	Mandy Floyd
ART/CRAFTS	Anne Flanders Chalice	Ethel Amos
PHOTOGRAPHY	Val Beattie Cup	Geoff Clinton
HOUSEHOLD	Bert Crownshaw Cup	Brian Smith
YOUNG EXHIBITORS	Barry Highland Cup	Charlie Yamaguchi-North

FOR EXHIBITORS GAINING THE MOST POINTS

DAHLIAS	Drusilla Dennis Chalice	Jane Lay
ROSES	Walter Ashby Rose Bowl	Jane Lay
FLOWERS	Jane Lay Chalice	Mandy Floyd
FRUIT	Kitchingman Trophy	Jane Lay
VEGETABLES	John Peaty cup	Adrienne Barnes
WINE/BEER	Glass decanter	Mandy Floyd
ART/CRAFTS	Nelly Falconer Vase	Yvonne Merry
PHOTOGRAPHY	Kathleen Hare Memorial glass cup	Geoff Clinton
HOUSEHOLD	Doreen Higgs Cup	Brian Smith
YOUNG EXHIBITOR,	4-7yrs, Silver Cup	Charlie Yamaguchi-North
YOUNG EXHIBITOR,	8-12yrs, Silver Cup	Georgina Smith
POTATO CHALLENGE 2019	Henderson Cup	Sylvia Clinton 2.27 kg
POTATO CHALLENGE 2022	Henderson Cup	Mandy Floyd 2.33 kg
CHILDREN'S	(weight) John Cheshire Plaque	Madison Dunstone
POTATO CHALLENGE	(quantity) Gold Cup	India Dunstone

STEWART CHALLENGE PLATE (awarded to family achieving the most points overall) The Barnes Family