

AllianceBernstein Dynamic Diversified



General Information

Launch Date	15/04/2011
Price	20.19
Price Date	07/06/2019
Fund Size (million)	52.0
Currency	USD
Fund Manager(s)	Alexander Barenboym and Daniel Loewy @ AllianceBernstein www.alliancebernstein.com

Fees & Expenses

Annual Management Charge	0.90%
Ongoing Charges Figure	1.25%

ISINs

GBP	n/a
USD	LU0592680234
EUR	LU0592682107

FE Risk Score

83

FE Risk compares a fund relative to an index of the 100 largest UK companies which is always 100.

FE Crown Rating

4/5

Top 10 Holdings

Data not currently available

Investment Objective

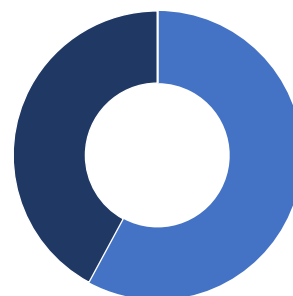
The fund is designed for investors who seek long-term growth of capital with moderate volatility. The fund invests in a globally diversified portfolio of securities and other financial instruments, across a variety of asset classes and in normal market conditions the Investment Manager anticipates that a majority of the fund's exposure will be to equities. The proprietary "Dynamic Asset Allocation" strategy will be used to adjust the Portfolio's various investment exposures among these asset classes to produce what the Investment Manager believes to be the optimal risk/return profile at any particular point in time.

Fund Performance

(as at 31/05/2019)

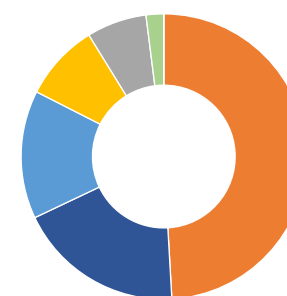
Fund	1m	3m	6m	YTD	1yr	3yr	5yr	Rolling 12m Volatility	Rolling 12m Sharpe Ratio
AllianceBernstein Dynamic Diversified	-2.94	0.10	2.49	6.75	-1.10	17.25	15.00	9.72	0.00
S&P 500 TR	-6.42	-0.82	0.43	10.45	3.16	36.93	53.76	17.79	0.06
FTSE 100 TR	-2.87	2.66	5.02	8.83	-2.54	30.05	27.55	10.20	0.00
MSCI Europe TR	-4.26	1.47	5.18	10.93	-0.17	23.13	25.26	12.99	0.00
MSCI Emerging Markets TR in USD	-7.26	-4.51	1.33	4.10	-8.70	32.65	9.25	16.82	-0.02
Bloomberg Barclays Global Aggregate TR	1.35	2.32	5.37	3.28	3.09	5.67	4.61	3.58	0.28
Bloomberg Barclays US Corporate High Yield TR	-1.19	1.16	5.19	7.49	5.51	22.64	24.03	6.18	0.55
Bloomberg Barclays US Corporate Inv Grade TR	1.43	4.54	8.81	7.23	7.45	12.09	19.31	4.11	1.30
12m Cash (GBP)	0.09	0.27	0.56	0.46	1.08	2.66	4.76		

Asset Breakdown



■ International Equities
■ UK Gilts
■ North American Equities
■ Other
■ Global Fixed Interest
■ UK Equities
■ Japanese Equities

Regional Breakdown



■ N America
■ International
■ Europe ex UK
■ Japan
■ UK
■ Pacific Basin
■ Other

AllianceBernstein Emg Mkt Multi Asset



General Information

Launch Date	01/06/2011
Price	16.11
Price Date	07/06/2019
Fund Size (million)	1970.5
Currency	USD
Fund Manager(s)	Henry D'Auria, Paul DeNoon, Morgan Harting and Shamaila Khan @ AllianceBernstein www.alliancebernstein.com

Fees & Expenses

Annual Management Charge	0.80%
Ongoing Charges Figure	1.05%

ISINs

GBP	LU0633142699
USD	LU0633141378
EUR	LU0633142426
CHF	LU0633142343

FE Risk Score

108

FE Risk compares a fund relative to an index of the 100 largest UK companies which is always 100.

FE Crown Rating

4/5

Top 10 Holdings

iShares Core MSCI EM IMI UCITS ETF	5.3
Alibaba Group Holding	3.7
Samsung Electronics	3.4
Tencent Holdings	3.0
Lukoil	2.0
China Petroleum & Chemical	1.9
Hana Financial	1.6
China Everbright	1.5
KT	1.5
AB China Equity Portfolio	1.3
TOTAL	25.3

Investment Objective

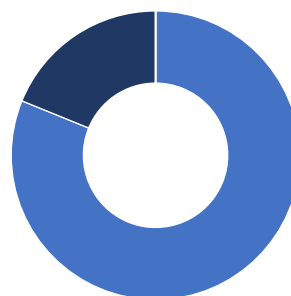
The fund seeks to meet its investment objective primarily through asset allocation among stocks and bonds of emerging market issuers, sector and security analysis, interest rate management, country and currency selection. The Investment Manager will pursue the Portfolio's investment objective of maximizing total return while also seeking to moderate volatility. The Investment Manager will actively adjust exposures to emerging market issuers and a variety of emerging markets and other asset classes, with the goal of producing what is considered to be the Portfolio's optimal risk/return profile at any particular point in time.

Fund Performance

(as at 31/05/2019)

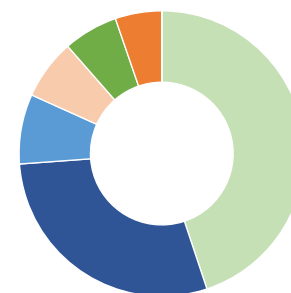
Fund	1m	3m	6m	YTD	1yr	3yr	5yr	Rolling 12m Volatility	Rolling 12m Sharpe Ratio
AllianceBernstein Emg Mkt Multi Asset	-4.62	-3.23	3.72	6.07	-5.97	18.57	12.53	15.01	-0.01
S&P 500 TR	-6.42	-0.82	0.43	10.45	3.16	36.93	53.76	17.79	0.06
FTSE 100 TR	-2.87	2.66	5.02	8.83	-2.54	30.05	27.55	10.20	0.00
MSCI Europe TR	-4.26	1.47	5.18	10.93	-0.17	23.13	25.26	12.99	0.00
MSCI Emerging Markets TR in USD	-7.26	-4.51	1.33	4.10	-8.70	32.65	9.25	16.82	-0.02
Bloomberg Barclays Global Aggregate TR	1.35	2.32	5.37	3.28	3.09	5.67	4.61	3.58	0.28
Bloomberg Barclays US Corporate High Yield TR	-1.19	1.16	5.19	7.49	5.51	22.64	24.03	6.18	0.55
Bloomberg Barclays US Corporate Inv Grade TR	1.43	4.54	8.81	7.23	7.45	12.09	19.31	4.11	1.30
12m Cash (GBP)	0.09	0.27	0.56	0.46	1.08	2.66	4.76		

Asset Breakdown



■ International Equities
■ UK Gilts
■ North American Equities
■ Other
■ Global Fixed Interest
■ UK Equities
■ Japanese Equities

Regional Breakdown



■ Pacific Basin
■ Asia Pacific
■ N America
■ Other
■ International
■ Europe ex UK
■ Americas