

BlackRock SF Mgd Index Portfolios Defensive



General Information

Launch Date	14/10/2015
Price	109.61
Price Date	07/06/2019
Fund Size (million)	140.5
Currency	EUR
Fund Manager(s)	Stephen Walker, Anthony Chan, Chris Downing & Rafael Iborra @ BlackRock www.blackrock.com

Fees & Expenses

Annual Management Charge	0.37%
Ongoing Charges Figure	0.49%

ISINs

GBP	LU1191062733
USD	LU1282797684
EUR	LU1304596254
CHF	LU1191062816

FE Risk Score

29

FE Risk compares a fund relative to an index of the 100 largest UK companies which is always 100.

FE Crown Rating

3/5

Top 10 Holdings

ISHARES \$ CORP BOND INT RATE HGD U	9.9
ISHARES EURO GOVERNMENT BOND 0-1YR	9.0
ISHARES \$ TREASURY BOND 7-10YR UCI	7.6
ISHARES CORE S&P 500 UCITS ETF	6.0
ISHares \$ Treasury Bond 3-7yr UC	5.9
ISHARES US MORTGAGE BACKED SECURIT	4.8
ISHARES \$ TREASURY BOND 20YR UCITS	4.2
ISHARES PHYSICAL GOLD	4.0
ISHARES \$ CORPORATE BOND UCITS ETF	3.5
ISHARES EURO GOVERNMENT BD 7-10YR	3.5
TOTAL	58.5

Investment Objective

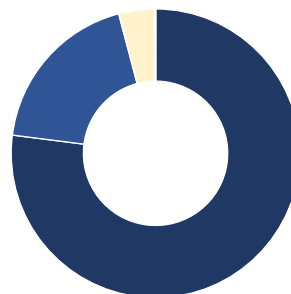
The Fund aims to provide a return on your investment through a combination of capital growth and income commensurate with a defensive level of risk. The Fund will seek to achieve its investment objective by obtaining indirect exposure to equity securities (e.g. shares), equity related securities, fixed income securities (such as bonds) and fixed income-related securities, alternative assets (such as property and commodities), cash and deposits.

Fund Performance

(as at 31/05/2019)

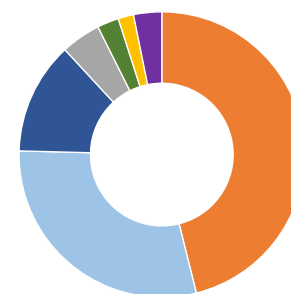
Fund	1m	3m	6m	YTD	1yr	3yr	5yr	Rolling 12m Volatility	Rolling 12m Sharpe Ratio
BlackRock SF Mgd Index Portfolios Defensive	-0.22	1.66	3.72	4.72	2.15	5.12		3.82	0.02
S&P 500 TR	-6.42	-0.82	0.43	10.45	3.16	36.93	53.76	17.79	0.06
FTSE 100 TR	-2.87	2.66	5.02	8.83	-2.54	30.05	27.55	10.20	0.00
MSCI Europe TR	-4.26	1.47	5.18	10.93	-0.17	23.13	25.26	12.99	0.00
MSCI Emerging Markets TR in USD	-7.26	-4.51	1.33	4.10	-8.70	32.65	9.25	16.82	-0.02
Bloomberg Barclays Global Aggregate TR	1.35	2.32	5.37	3.28	3.09	5.67	4.61	3.58	0.28
Bloomberg Barclays US Corporate High Yield TR	-1.19	1.16	5.19	7.49	5.51	22.64	24.03	6.18	0.55
Bloomberg Barclays US Corporate Inv Grade TR	1.43	4.54	8.81	7.23	7.45	12.09	19.31	4.11	1.30
12m Cash (GBP)	0.09	0.27	0.56	0.46	1.08	2.66	4.76		

Asset Breakdown



- Global Fixed Interest
- International Equities
- Alternative Assets
- Cash
- UK Equities
- American Emerging Fixed Interest
- Other

Regional Breakdown



- N America
- Europe ex UK
- International
- UK
- Pacific Basin
- Japan
- Other

BlackRock SF Mgd Index Portfolios Moderate



General Information

Launch Date	14/10/2015
Price	119.99
Price Date	07/06/2019
Fund Size (million)	550.6
Currency	EUR
Fund Manager(s)	Stephen Walker, Anthony Chan, Chris Downing Rafael Iborra @ BlackRock www.blackrock.com

Fees & Expenses

Annual Management Charge	0.37%
Ongoing Charges Figure	0.52%

ISINs

GBP	LU1191063202
USD	LU1282798062
EUR	LU1304596684
CHF	LU1191063384

FE Risk Score

66

FE Risk compares a fund relative to an index of the 100 largest UK companies which is always 100.

FE Crown Rating

3/5

Top 10 Holdings

ISHARES CORE S&P 500 UCITS ETF	14.1
ISHARES EDGE MSCI WRLD QUALITY FAC	6.1
ISH FRA GVT BND ETF EUR DIST	5.6
ISHARES EDGE MSCI WORLD MIN VOL	5.0
ISHARES \$ CORP BOND INT RATE HGD U	4.8
ISHARES EDGE S&P500 MIN VOL	4.4
ISHARES MSCI USA UCITS ETF	4.4
ISHARES US MORTGAGE BACKED SECURIT	4.0
ISHARES MSCI EMU UCITS ETF	3.8
ISHARES \$ CORPORATE BOND UCITS ETF	3.7
TOTAL	56.0

Investment Objective

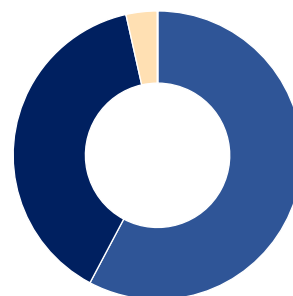
The Fund aims to provide a return on your investment through a combination of capital growth and income commensurate with a moderate level of risk. The Fund will seek to achieve its investment objective by obtaining indirect exposure to equity securities (e.g. shares), equity related securities, fixed income securities (such as bonds) and fixed interest related securities, alternative assets (such as property and commodities), cash and deposits.

Fund Performance

(as at 31/05/2019)

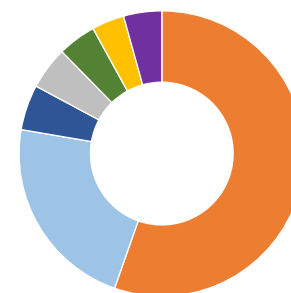
Fund	1m	3m	6m	YTD	1yr	3yr	5yr	Rolling 12m Volatility	Rolling 12m Sharpe Ratio
BlackRock SF Mgd Index Portfolios Moderate	-2.63	0.57	3.27	7.33	1.00	12.34		8.81	0.00
S&P 500 TR	-6.42	-0.82	0.43	10.45	3.16	36.93	53.76	17.79	0.06
FTSE 100 TR	-2.87	2.66	5.02	8.83	-2.54	30.05	27.55	10.20	0.00
MSCI Europe TR	-4.26	1.47	5.18	10.93	-0.17	23.13	25.26	12.99	0.00
MSCI Emerging Markets TR in USD	-7.26	-4.51	1.33	4.10	-8.70	32.65	9.25	16.82	-0.02
Bloomberg Barclays Global Aggregate TR	1.35	2.32	5.37	3.28	3.09	5.67	4.61	3.58	0.28
Bloomberg Barclays US Corporate High Yield TR	-1.19	1.16	5.19	7.49	5.51	22.64	24.03	6.18	0.55
Bloomberg Barclays US Corporate Inv Grade TR	1.43	4.54	8.81	7.23	7.45	12.09	19.31	4.11	1.30
12m Cash (GBP)	0.09	0.27	0.56	0.46	1.08	2.66	4.76		

Asset Breakdown



- International Equities
- Alternative Assets
- UK Equities
- Other
- Global Fixed Interest
- Cash
- American Emerging Fixed Interest

Regional Breakdown



- N America
- Europe ex UK
- Pacific Basin
- UK
- International
- Japan
- Other

BlackRock SF Mgd Index Portfolios Growth



General Information

Launch Date	14/10/2015
Price	126.83
Price Date	07/06/2019
Fund Size (million)	211.5
Currency	EUR
Fund Manager(s)	Stephen Walker, Anthony Chan, Chris Downing & Rafael Iborra @ BlackRock www.blackrock.com

Fees & Expenses

Annual Management Charge	0.37%
Ongoing Charges Figure	0.50%

ISINs

GBP	LU1191063897
USD	LU1282798732
EUR	LU1304596841
CHF	LU1191063970

FE Risk Score

90

FE Risk compares a fund relative to an index of the 100 largest UK companies which is always 100.

FE Crown Rating

3/5

Top 10 Holdings

ISHARES MSCI USA UCITS ETF	16.0
ISHARES CORE S&P 500 UCITS ETF	14.5
ISHARES EDGE MSCI WRLD QUALITY FAC	9.1
ISHARES EDGE MSCI WORLD MIN VOL	6.6
ISHARES CORE MSCI EM IMI UCITS ETF	6.3
ISHARES MSCI EMU UCITS ETF	4.9
ISHARES MSCI WORLD VALUE FACTOR UC	4.0
ISHARES PHYSICAL GOLD	3.5
ISH FRA GVT BND ETF EUR DIST	3.5
ISHARES SLI UCITS ETF DE	3.0
TOTAL	71.4

Investment Objective

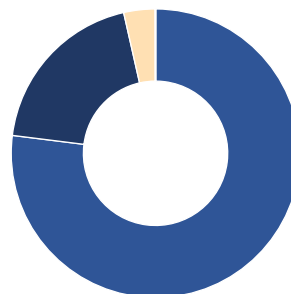
The Fund aims to provide a return on your investment through a combination of capital growth and income commensurate with a relatively high level of risk. The Fund will seek to achieve its investment objective by obtaining indirect exposure to equity securities (e.g. shares), equity-related (ER) securities, fixed income (FI) securities (such as bonds) and Fixed Income related securities, alternative assets (such as property and commodities), cash and deposits.

Fund Performance

(as at 31/05/2019)

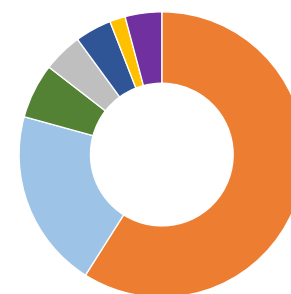
Fund	1m	3m	6m	YTD	1yr	3yr	5yr	Rolling 12m Volatility	Rolling 12m Sharpe Ratio
BlackRock SF Mgd Index Portfolios Growth	-4.02	-0.27	2.53	8.71	-0.03	16.87		11.93	0.00
S&P 500 TR	-6.42	-0.82	0.43	10.45	3.16	36.93	53.76	17.79	0.06
FTSE 100 TR	-2.87	2.66	5.02	8.83	-2.54	30.05	27.55	10.20	0.00
MSCI Europe TR	-4.26	1.47	5.18	10.93	-0.17	23.13	25.26	12.99	0.00
MSCI Emerging Markets TR in USD	-7.26	-4.51	1.33	4.10	-8.70	32.65	9.25	16.82	-0.02
Bloomberg Barclays Global Aggregate TR	1.35	2.32	5.37	3.28	3.09	5.67	4.61	3.58	0.28
Bloomberg Barclays US Corporate High Yield TR	-1.19	1.16	5.19	7.49	5.51	22.64	24.03	6.18	0.55
Bloomberg Barclays US Corporate Inv Grade TR	1.43	4.54	8.81	7.23	7.45	12.09	19.31	4.11	1.30
12m Cash (GBP)	0.09	0.27	0.56	0.46	1.08	2.66	4.76		

Asset Breakdown



- International Equities
- Global Fixed Interest
- Alternative Assets
- Cash
- UK Equities
- American Emerging Fixed Interest
- Other

Regional Breakdown



- N America
- Europe ex UK
- Pacific Basin
- Japan
- UK
- Australasia
- Other