

CGWM Diversity



General Information

Launch Date	26/09/2008
Price	1.46
Price Date	06/06/2019
Fund Size (million)	254.3
Currency	USD
Fund Manager(s)	Mark Piper and Justin Oliver @ Canaccord Genuity Wealth www.canaccordgenuity.com

Fees & Expenses

Annual Management Charge*	0.65%
Ongoing Charges Figure*	1.77%

ISINs

GBP	IE00BFXG4N04
USD	IE00B3BRDM36
EUR	IE00BSJCDW50

FE Risk Score

n/a

FE Risk compares a fund relative to an index of the 100 largest UK companies which is always 100.

FE Crown Rating

2/5

Top 10 Holdings

Polar Capital Global Technology I USD	5.6
Morant Wright Nippon Yield GBP B Acc	5.3
Twentyfour Strategic Income - I - USD	5.2
Polar Capital North American - I - \$	5.1
Montlake Angel Oak Multi Strategy	4.9
Polar Capital Healthcare Opps - I A£ Inc	4.9
Treasury TIPS 2.375% 15/01/27	4.6
Artemis US Smaller Cos FI USD Inc	4.6
Vanguard S&P500 UCITS ETF INC USD	4.4
Findlay Park American \$	4.3
TOTAL	48.7

Investment Objective

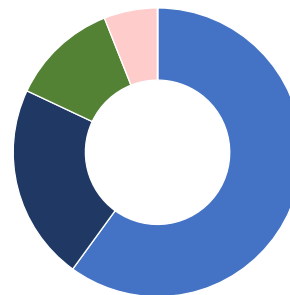
The investment objective of the Fund is to generate capital growth by investing in an internationally diversified portfolio of shares and units in collective investment schemes and individual high quality fixed interest instruments.

Fund Performance

(as at 31/05/2019)


Fund	1m	3m	6m	YTD	1yr	3yr	5yr	Rolling 12m Volatility	Rolling 12m Sharpe Ratio
CGWM Diversity	-2.89	-0.71	2.03	6.44	-1.75	11.45	11.58	10.56	0.00
S&P 500 TR	-6.42	-0.82	0.43	10.45	3.16	36.93	53.76	17.79	0.06
FTSE 100 TR	-2.87	2.66	5.02	8.83	-2.54	30.05	27.55	10.20	0.00
MSCI Europe TR	-4.26	1.47	5.18	10.93	-0.17	23.13	25.26	12.99	0.00
MSCI Emerging Markets TR in USD	-7.26	-4.51	1.33	4.10	-8.70	32.65	9.25	16.82	-0.02
Bloomberg Barclays Global Aggregate TR	1.35	2.32	5.37	3.28	3.09	5.67	4.61	3.58	0.28
Bloomberg Barclays US Corporate High Yield TR	-1.19	1.16	5.19	7.49	5.51	22.64	24.03	6.18	0.55
Bloomberg Barclays US Corporate Inv Grade TR	1.43	4.54	8.81	7.23	7.45	12.09	19.31	4.11	1.30
12m Cash (GBP)	0.09	0.27	0.56	0.46	1.08	2.66	4.76		

Asset Breakdown



- International Equities
- Global Fixed Interest
- Alternative Assets
- Cash
- UK Equities
- American Emerging Fixed Interest
- Other

Regional Breakdown



- N America
- Europe ex UK
- International
- Pacific Basin
- Japan
- Other

* NOTE: This is an effective rate that may be less than the published rate for this share class due to the payment of a rebate received by Fairway from the fund manager and paid on to investors throughout the course of the year in the form of an additional unit allocation. The quoted share class performance will be based upon the gross OCF and may therefore understate the realised performance achieved by FlexGlobal investors.

CGWM Affinity



General Information

Launch Date	26/09/2008
Price	1.58
Price Date	06/06/2019
Fund Size (million)	141.8
Currency	USD
Fund Manager(s)	Mark Piper and Justin Oliver @ Canaccord Genuity Wealth www.canaccordgenuity.com

Fees & Expenses

Annual Management Charge*	0.65%
Ongoing Charges Figure*	1.98%

ISINs

GBP	IE00BFXG5261
USD	IE00B3BRDJ07
EUR	IE00BSJCL65

FE Risk Score

n/a

FE Risk compares a fund relative to an index of the 100 largest UK companies which is always 100.

FE Crown Rating

3/5

Top 10 Holdings

Vanguard S&P500 UCITS ETF INC USD	7.0
Polar Capital North American - I - \$	7.0
Polar Capital Global Technology CL I USD	6.8
Montlake Angel Oak Multi Strategy X	5.6
Morant Wright Nippon Yield GBP B Acc	5.4
Merian Global Equity Absolute Return I \$	5.2
UBS ETF MSCI USA Value UCITS A USD	5.2
Artemis US Smaller Cos FI USD Inc	5.0
Findlay Park American \$	4.9
Lyxor Int JPY-NIKKEI 400 UCITS ETF	4.9
TOTAL	57.0

Investment Objective

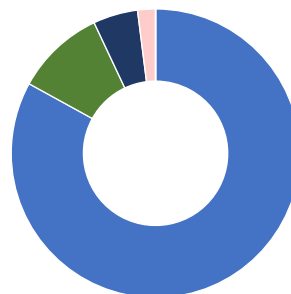
The investment objective of the Fund is to generate capital growth by investing in an internationally diversified portfolio of shares and units in collective investment schemes and individual high quality fixed interest instruments.

Fund Performance

(as at 31/05/2019)


Fund	1m	3m	6m	YTD	1yr	3yr	5yr	Rolling 12m Volatility	Rolling 12m Sharpe Ratio
CGWM Affinity	-4.20	-1.61	0.92	7.09	-3.66	16.26	15.97	13.61	-0.01
S&P 500 TR	-6.42	-0.82	0.43	10.45	3.16	36.93	53.76	17.79	0.06
FTSE 100 TR	-2.87	2.66	5.02	8.83	-2.54	30.05	27.55	10.20	0.00
MSCI Europe TR	-4.26	1.47	5.18	10.93	-0.17	23.13	25.26	12.99	0.00
MSCI Emerging Markets TR in USD	-7.26	-4.51	1.33	4.10	-8.70	32.65	9.25	16.82	-0.02
Bloomberg Barclays Global Aggregate TR	1.35	2.32	5.37	3.28	3.09	5.67	4.61	3.58	0.28
Bloomberg Barclays US Corporate High Yield TR	-1.19	1.16	5.19	7.49	5.51	22.64	24.03	6.18	0.55
Bloomberg Barclays US Corporate Inv Grade TR	1.43	4.54	8.81	7.23	7.45	12.09	19.31	4.11	1.30
12m Cash (GBP)	0.09	0.27	0.56	0.46	1.08	2.66	4.76		

Asset Breakdown



- International Equities
- Global Fixed Interest
- UK Equities
- Alternative Assets
- Cash
- American Emerging Fixed Interest
- Other

Regional Breakdown



- N America
- Europe ex UK
- International
- Pacific Basin
- Japan
- Other

* NOTE: This is an effective rate that may be less than the published rate for this share class due to the payment of a rebate received by Fairway from the fund manager and paid on to investors throughout the course of the year in the form of an additional unit allocation. The quoted share class performance will be based upon the gross OCF and may therefore understate the realised performance achieved by FlexGlobal investors.

Data provided by FE. Care has been taken to ensure that the information is correct but it neither warrants, represents nor guarantees the contents of the information, nor does it accept any responsibility for errors, inaccuracies, omissions or any inconsistencies herein. Financial Express Limited Registration number: 2405213. Registered office: 3rd Floor, Hollywood House, Church Street East, Woking, GU21 6HJ. Telephone 01483 783 900 Website: www.financialexpress.net.



CGWM Opportunity



General Information

Launch Date	26/09/2008
Price	2.06
Price Date	06/06/2019
Fund Size (million)	676.7
Currency	USD
Fund Manager(s)	Mark Piper and Justin Oliver @ Canaccord Genuity Wealth www.canaccordgenuity.com

Fees & Expenses

Annual Management Charge*	0.65%
Ongoing Charges Figure*	1.85%

ISINs

GBP	IE00BSJJC74
USD	IE00B3BRDK12
EUR	IE00BSJJD81

FE Risk Score

n/a

FE Risk compares a fund relative to an index of the 100 largest UK companies which is always 100.

FE Crown Rating

3/5

Top 10 Holdings

iShares Core S&P 500 UCITS ETF	12.0
Vanguard FTSE All-World UCITS ETF	10.1
iShares MSCI World UCITS ETF	10.0
Findlay Park American	8.6
T. Rowe Price US Large Cap Growth USD Q Acc	8.4
Lindsell Train Global Equity USD C	7.7
BNY Mellon Global Equity Income USD W Acc	4.5
iShares MSCI AC Far East ex Japan UCITS ETF	4.5
Hermes Asia ex-Japan Equity F \$ Acc	4.0
Prusik Asian Equity Income 2X\$D	3.9
TOTAL	73.6

Investment Objective

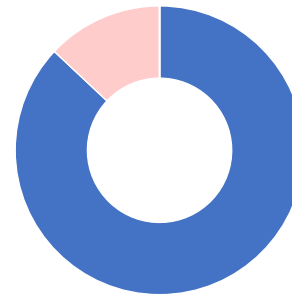
The investment objective of the Fund is to generate capital growth by investing in an internationally diversified portfolio of shares and units in collective investment schemes and individual high quality fixed interest instruments.

Fund Performance

(as at 31/05/2019)


Fund	1m	3m	6m	YTD	1yr	3yr	5yr	Rolling 12m Volatility	Rolling 12m Sharpe Ratio
CGWM Opportunity	-4.50	-1.88	0.97	7.15	-4.01	18.07	16.59	13.53	-0.01
S&P 500 TR	-6.42	-0.82	0.43	10.45	3.16	36.93	53.76	17.79	0.06
FTSE 100 TR	-2.87	2.66	5.02	8.83	-2.54	30.05	27.55	10.20	0.00
MSCI Europe TR	-4.26	1.47	5.18	10.93	-0.17	23.13	25.26	12.99	0.00
MSCI Emerging Markets TR in USD	-7.26	-4.51	1.33	4.10	-8.70	32.65	9.25	16.82	-0.02
Bloomberg Barclays Global Aggregate TR	1.35	2.32	5.37	3.28	3.09	5.67	4.61	3.58	0.28
Bloomberg Barclays US Corporate High Yield TR	-1.19	1.16	5.19	7.49	5.51	22.64	24.03	6.18	0.55
Bloomberg Barclays US Corporate Inv Grade TR	1.43	4.54	8.81	7.23	7.45	12.09	19.31	4.11	1.30
12m Cash (GBP)	0.09	0.27	0.56	0.46	1.08	2.66	4.76		

Asset Breakdown



■ International Equities
■ Global Fixed Interest
■ UK Equities
■ Other
■ Cash
■ Alternative Assets
■ American Emerging Fixed Interest

Regional Breakdown



■ N America
■ Europe ex UK
■ International
■ UK
■ Pacific Basin
■ Japan
■ Other

* NOTE: This is an effective rate that may be less than the published rate for this share class due to the payment of a rebate received by Fairway from the fund manager and paid on to investors throughout the course of the year in the form of an additional unit allocation. The quoted share class performance will be based upon the gross OCF and may therefore understate the realised performance achieved by FlexGlobal investors.