

Pacific Multi Asset Accumulator Defensive

General Information

Launch Date	19/01/2017
Price	10.16
Price Date	06/06/2019
Fund Size (million)	9.4
Currency	GBP
Fund Manager(s)	Will Bartleet & Louis Cucciniello @ Pacific Asset Management www.pacificam.co.uk

Fees & Expenses

Annual Management Charge*	0.50%
Ongoing Charges Figure*	0.85%

ISINs

GBP	IE00BD6DGF07
USD	IE00BD6DGG14
EUR	TBC

FE Risk Score

n/a

FE Risk compares a fund relative to an index of the 100 largest UK companies which is always 100.

FE Crown Rating

n/a

Top 10 Holdings

ISHARES PLC ISHARES A€ CORP BOND 0-5 UCITS ETF GBP DIST	13.3
ISHARES IV PLC ISHARES A€ ULTRASHORT BOND UCITS ETF GBP	12.7
ISHARES III PLC	8.0
PACIFIC G10 MACRO RATES	6.3
ISHARES PHYSICAL GOLD ETC GBP	5.1
AQR STYLE PREMIA UCITS FUND	4.8
ISHARES II PLC J.P.MORGAN \$ EMERGING MARKET BOND ETF USD DIST USD	4.5
HM TREASURY UNITED KINGDOM DMO 1.75% GILT 22/07/19 GBP0.01	3.1
ISHARES PLC ISHARES CORE FTSE100 UCITS ETF GBP DIST	2.9
HM TREASURY UNITED KINGDOM DMO 2% GILT 22/07/20 GBP0.01	2.9
TOTAL	63.6

Investment Objective

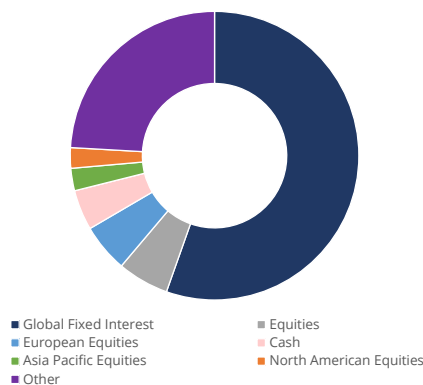
The Pacific Multi-Asset Accumulator Defensive Fund has a strong focus on the protection of capital with limited equity market exposure.

Fund Performance

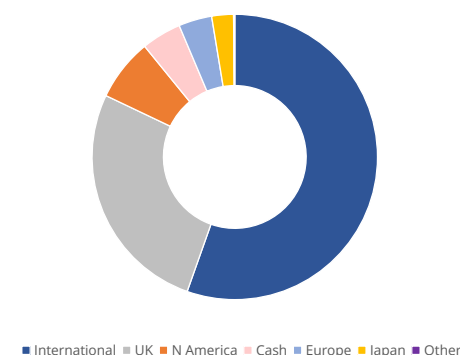
(as at 31/05/2019)

Fund	1m	3m	6m	YTD	1yr	3yr	5yr	Rolling 12m Volatility	Rolling 12m Sharpe Ratio
Pacific Multi Asset Accumulator Defensive *	-0.08	0.99	1.85	2.48	-0.43			2.96	0.00
S&P 500 TR	-6.42	-0.82	0.43	10.45	3.16	36.93	53.76	17.79	0.06
FTSE 100 TR	-2.87	2.66	5.02	8.83	-2.54	30.05	27.55	10.20	0.00
MSCI Europe TR	-4.26	1.47	5.18	10.93	-0.17	23.13	25.26	12.99	0.00
MSCI Emerging Markets TR in USD	-7.26	-4.51	1.33	4.10	-8.70	32.65	9.25	16.82	-0.02
Bloomberg Barclays Global Aggregate TR	1.35	2.32	5.37	3.28	3.09	5.67	4.61	3.58	0.28
Bloomberg Barclays US Corporate High Yield TR	-1.19	1.16	5.19	7.49	5.51	22.64	24.03	6.18	0.55
Bloomberg Barclays US Corporate Inv Grade TR	1.43	4.54	8.81	7.23	7.45	12.09	19.31	4.11	1.30
12m Cash (GBP)	0.09	0.27	0.56	0.46	1.08	2.66	4.76		

Asset Breakdown



Regional Breakdown



* NOTE: This is an effective rate that may be less than the published rate for this share class due to the payment of a rebate received by Fairway from the fund manager and paid on to investors throughout the course of the year in the form of an additional unit allocation. Due to the short performance history of this specific share class an alternative share class has been quoted in the table above and consequently the performance received by FlexGlobal investors may vary slightly compared to what is displayed.

Pacific Multi Asset Accumulator Conservative



General Information

Launch Date	19/01/2017
Price	10.24
Price Date	06/06/2019
Fund Size (million)	73.4
Currency	GBP
Fund Manager(s)	Will Bartleet & Louis Cucciniello @ Pacific Asset Management www.pacificam.co.uk

Fees & Expenses

Annual Management Charge*	0.50%
Ongoing Charges Figure*	0.85%

ISINs

GBP	IE00BD6DG945
USD	IE00BD6DGB68
EUR	TBC

FE Risk Score

38

FE Risk compares a fund relative to an index of the 100 largest UK companies which is always 100.

FE Crown Rating

n/a

Top 10 Holdings

ISHARES PLC ISHARES AÆ CORP BOND 0-5 UCITS ETF GBP DIST	11.5
ISHARES IV PLC ISHARES AÆ ULTRASHORT BOND UCITS ETF GBP	11.1
ISHARES III PLC	7.9
ISHARES PLC ISHARES CORE FTSE100 UCITS ETF GBP DIST	5.4
ISHARES PHYSICAL GOLD ETC GBP	5.0
PACIFIC G10 MACRO RATES	4.7
ISHARES II PLC J.P.MORGAN \$ EMERGING MARKET BOND ETF USD DIST USD	4.5
VANGUARD FUNDS PLC FTSE JAPAN EQUITY UCITS USD DIS	3.9
ISHARES	3.6
AQR STYLE PREMIA UCITS FUND	3.3
TOTAL	60.8

Investment Objective

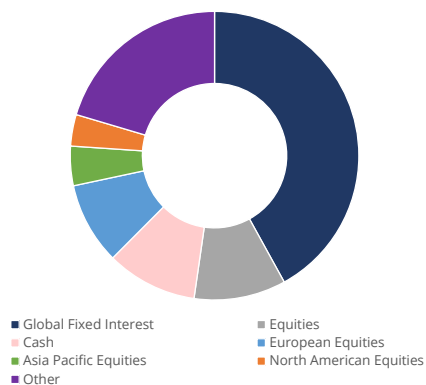
The Pacific Multi-Asset Accumulator Conservative Fund has a significant focus on the protection of capital with moderate equity market exposure.

Fund Performance

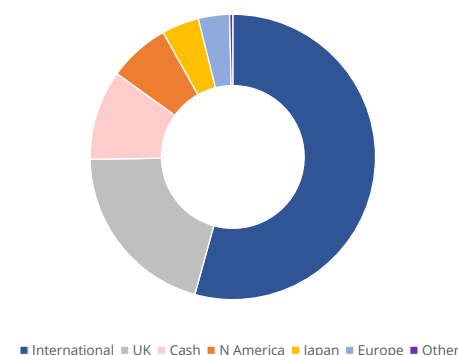
(as at 31/05/2019)

Fund	1m	3m	6m	YTD	1yr	3yr	5yr	Rolling 12m Volatility	Rolling 12m Sharpe Ratio
Pacific Multi Asset Accumulator Conservative *	-0.60	0.85	1.41	2.96	-1.16			4.28	0.00
S&P 500 TR	-6.42	-0.82	0.43	10.45	3.16	36.93	53.76	17.79	0.06
FTSE 100 TR	-2.87	2.66	5.02	8.83	-2.54	30.05	27.55	10.20	0.00
MSCI Europe TR	-4.26	1.47	5.18	10.93	-0.17	23.13	25.26	12.99	0.00
MSCI Emerging Markets TR in USD	-7.26	-4.51	1.33	4.10	-8.70	32.65	9.25	16.82	-0.02
Bloomberg Barclays Global Aggregate TR	1.35	2.32	5.37	3.28	3.09	5.67	4.61	3.58	0.28
Bloomberg Barclays US Corporate High Yield TR	-1.19	1.16	5.19	7.49	5.51	22.64	24.03	6.18	0.55
Bloomberg Barclays US Corporate Inv Grade TR	1.43	4.54	8.81	7.23	7.45	12.09	19.31	4.11	1.30
12m Cash (GBP)	0.09	0.27	0.56	0.46	1.08	2.66	4.76		

Asset Breakdown



Regional Breakdown



* NOTE: This is an effective rate that may be less than the published rate for this share class due to the payment of a rebate received by Fairway from the fund manager and paid on to investors throughout the course of the year in the form of an additional unit allocation. Due to the short performance history of this specific share class an alternative share class has been quoted in the table above and consequently the performance received by FlexGlobal investors may vary slightly compared to what is displayed.

Pacific Multi Asset Accumulator Core



General Information

Launch Date	19/01/2017
Price	10.34
Price Date	06/06/2019
Fund Size (million)	150.9
Currency	GBP
Fund Manager(s)	Will Bartleet & Louis Cucciniello @ Pacific Asset Management www.pacificam.co.uk

Fees & Expenses

Annual Management Charge*	0.50%
Ongoing Charges Figure*	0.85%

ISINs

GBP	IE00BD6DGH21
USD	IE00BD6DGJ45
EUR	TBC

FE Risk Score

54

FE Risk compares a fund relative to an index of the 100 largest UK companies which is always 100.

FE Crown Rating

n/a

Top 10 Holdings

ISHARES PLC ISHARES CORE FTSE100 UCITS ETF GBP DIST	8.4
ISHARES III PLC	8.0
ISHARES PLC ISHARES Â€ CORP BOND 0-5 UCITS ETF GBP DIST	6.2
VANGUARD FUNDS PLC FTSE JAPAN EQUITY UCITS USD DIS	6.0
ISHARES IV PLC ISHARES Â€ ULTRASHORT BOND UCITS ETF GBP ISHARES	5.9
ISHARES PHYSICAL GOLD ETC GBP	5.5
ISHARES II PLC J.P.MORGAN \$ EMERGING MARKET BOND ETF USD DIST USD	5.0
PACIFIC G10 MACRO RATES	4.6
Pacific North of South EM All Cap Equity Z Acc GBP	3.8
TOTAL	56.7

Investment Objective

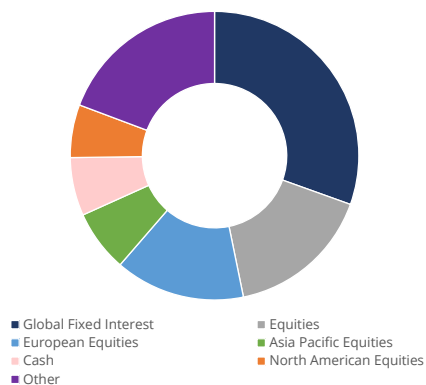
The Pacific Multi-Asset Accumulator Core Fund will have a balance of capital protection and equity market exposure.

Fund Performance

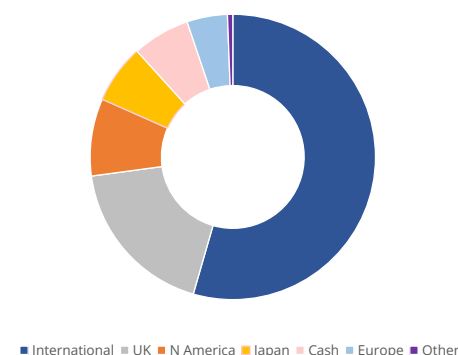
(as at 31/05/2019)

Fund	1m	3m	6m	YTD	1yr	3yr	5yr	Rolling 12m Volatility	Rolling 12m Sharpe Ratio
Pacific Multi Asset Accumulator Core *	-1.20	0.92	1.04	3.72	-1.92			5.94	0.00
S&P 500 TR	-6.42	-0.82	0.43	10.45	3.16	36.93	53.76	17.79	0.06
FTSE 100 TR	-2.87	2.66	5.02	8.83	-2.54	30.05	27.55	10.20	0.00
MSCI Europe TR	-4.26	1.47	5.18	10.93	-0.17	23.13	25.26	12.99	0.00
MSCI Emerging Markets TR in USD	-7.26	-4.51	1.33	4.10	-8.70	32.65	9.25	16.82	-0.02
Bloomberg Barclays Global Aggregate TR	1.35	2.32	5.37	3.28	3.09	5.67	4.61	3.58	0.28
Bloomberg Barclays US Corporate High Yield TR	-1.19	1.16	5.19	7.49	5.51	22.64	24.03	6.18	0.55
Bloomberg Barclays US Corporate Inv Grade TR	1.43	4.54	8.81	7.23	7.45	12.09	19.31	4.11	1.30
12m Cash (GBP)	0.09	0.27	0.56	0.46	1.08	2.66	4.76		

Asset Breakdown



Regional Breakdown



* NOTE: This is an effective rate that may be less than the published rate for this share class due to the payment of a rebate received by Fairway from the fund manager and paid on to investors throughout the course of the year in the form of an additional unit allocation. Due to the short performance history of this specific share class an alternative share class has been quoted in the table above and consequently the performance received by FlexGlobal investors may vary slightly compared to what is displayed.

Pacific Multi Asset Accumulator Plus



General Information

Launch Date	19/01/2017
Price	10.47
Price Date	06/06/2019
Fund Size (million)	34.0
Currency	GBP
Fund Manager(s)	Will Bartleet & Louis Cucciniello @ Pacific Asset Management www.pacificam.co.uk

Fees & Expenses

Annual Management Charge*	0.50%
Ongoing Charges Figure*	0.85%

ISINs

GBP	IE00BD6DGC75
USD	IE00BD6DGG14
EUR	TBC

FE Risk Score

71

FE Risk compares a fund relative to an index of the 100 largest UK companies which is always 100.

FE Crown Rating

n/a

Top 10 Holdings

ISHARES PLC ISHARES CORE FTSE100 UCITS ETF GBP DIST	11.8
VANGUARD FUNDS PLC FTSE JAPAN EQUITY UCITS USD DIS	8.7
ISHARES	7.8
ISHARES III PLC	5.4
ISHARES PHYSICAL GOLD ETC GBP	5.0
SSGA SPDR ETFs EUROPE II PLC	4.9
Pacific North of South EM All Cap Equity Z Acc GBP	4.8
ISHARES II PLC J.P.MORGAN \$ EMERGING MARKET BOND ETF USD DIST USD	4.7
VANGUARD FUNDS PLC S&P 500 UCITS ETF USD DIS	4.4
ISHARES IV PLC	4.0
TOTAL	61.4

Investment Objective

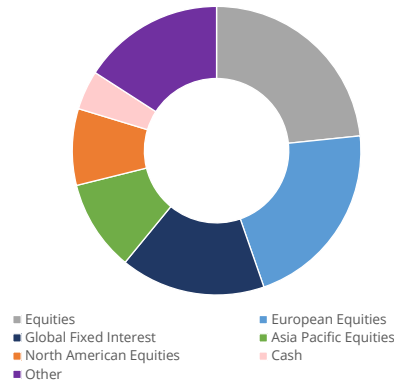
The Pacific Multi-Asset Accumulator Plus Fund will have the majority of assets invested in equity markets.

Fund Performance

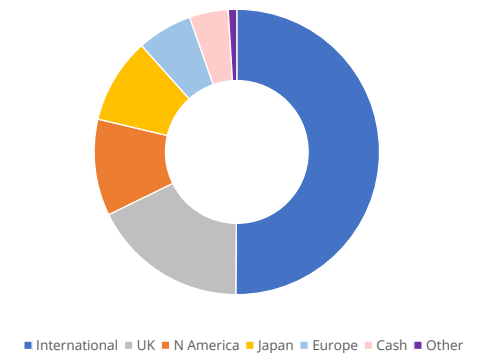
(as at 31/05/2019)

Fund	1m	3m	6m	YTD	1yr	3yr	5yr	Rolling 12m Volatility	Rolling 12m Sharpe Ratio
Pacific Multi Asset Accumulator Plus *	-1.95	0.94	0.69	4.45	-2.74			7.78	0.00
S&P 500 TR	-6.42	-0.82	0.43	10.45	3.16	36.93	53.76	17.79	0.06
FTSE 100 TR	-2.87	2.66	5.02	8.83	-2.54	30.05	27.55	10.20	0.00
MSCI Europe TR	-4.26	1.47	5.18	10.93	-0.17	23.13	25.26	12.99	0.00
MSCI Emerging Markets TR in USD	-7.26	-4.51	1.33	4.10	-8.70	32.65	9.25	16.82	-0.02
Bloomberg Barclays Global Aggregate TR	1.35	2.32	5.37	3.28	3.09	5.67	4.61	3.58	0.28
Bloomberg Barclays US Corporate High Yield TR	-1.19	1.16	5.19	7.49	5.51	22.64	24.03	6.18	0.55
Bloomberg Barclays US Corporate Inv Grade TR	1.43	4.54	8.81	7.23	7.45	12.09	19.31	4.11	1.30
12m Cash (GBP)	0.09	0.27	0.56	0.46	1.08	2.66	4.76		

Asset Breakdown



Regional Breakdown



* NOTE: This is an effective rate that may be less than the published rate for this share class due to the payment of a rebate received by Fairway from the fund manager and paid on to investors throughout the course of the year in the form of an additional unit allocation. Due to the short performance history of this specific share class an alternative share class has been quoted in the table above and consequently the performance received by FlexGlobal investors may vary slightly compared to what is displayed.