



Introducing the Junior Infection Fighter Program

Teena Chopra MD.MPH

Professor ,Infectious Diseases, Wayne State University

Corporate Medical Director ,Hospital Epidemiology ,DMC/WSU



The illustration shows three cartoon children of diverse backgrounds standing around a large bottle of hand sanitizer. The bottle is white with a green pump dispenser and a black label that reads "cdiff FOUNDATION". The children are smiling and waving. The entire scene is enclosed in a black rectangular frame.

JUNIOR
INFECTION
FIGHTERS
cdifffoundation.org

Junior Infection Fighter: Peer group education



Activity Book

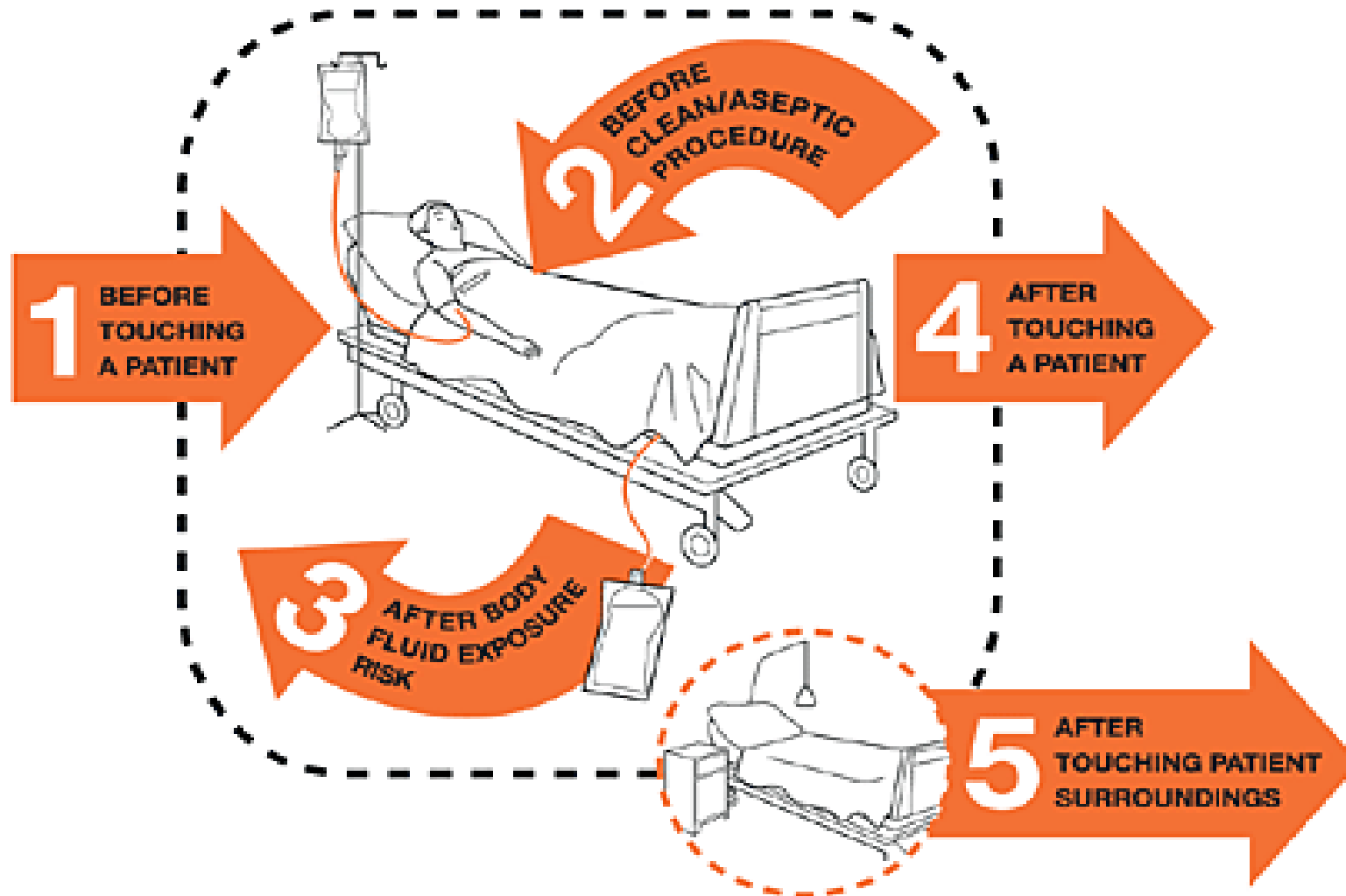
Core concepts

- Hand Hygiene
- Bacteria and Viruses
- Nutrition
- Dental Hygiene
- Vaccination
- COVID

Team activities: Glow germ experiment and Respiratory Etiquette

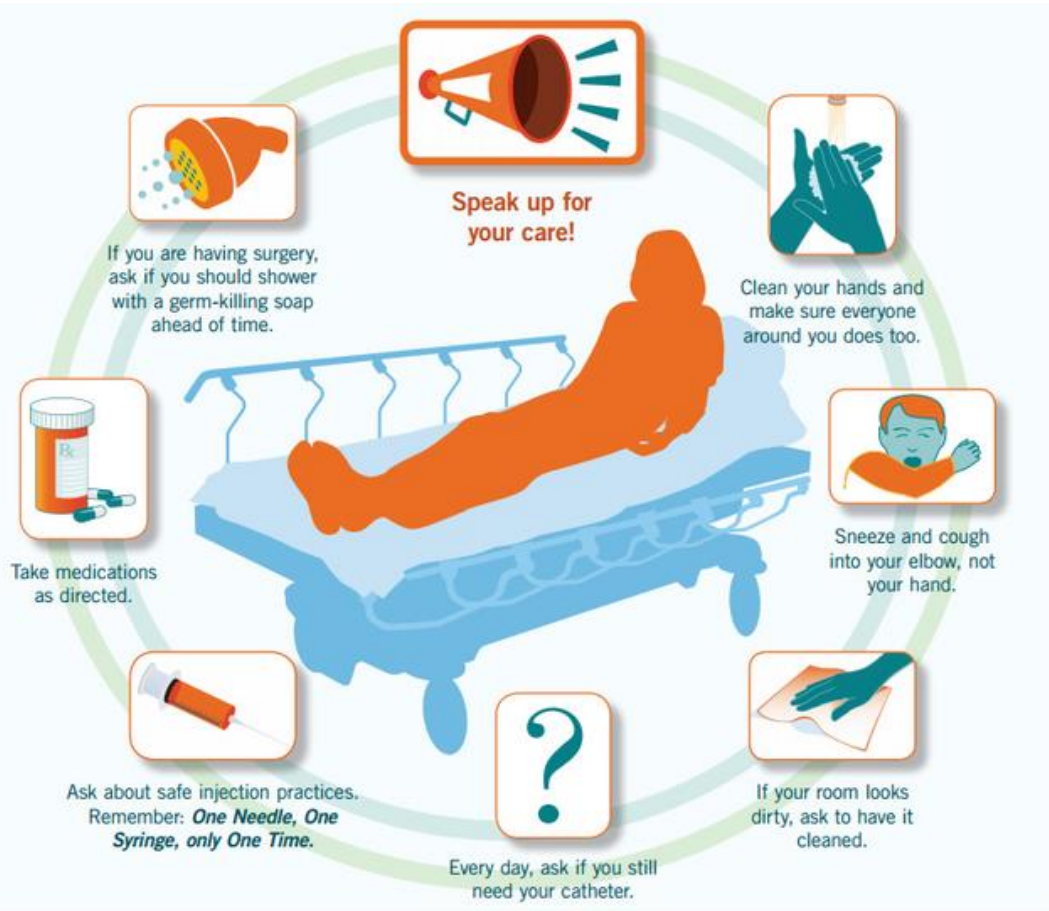


Infection Prevention for Health Care Professionals: Hand Hygiene



Infection Prevention and You: APIC


You are an important part of infection prevention!




Antibiotic Stewardship

The ABC's of Antibiotics


Ask
"Are these antibiotics necessary?"
"What can I do to feel better?"



Bacteria
Antibiotics do not kill viruses.
They only kill bacteria.



Complete
the Course
Take all of your antibiotics
exactly as prescribed
(even if you are feeling better).



Do not pressure your healthcare provider for antibiotics.



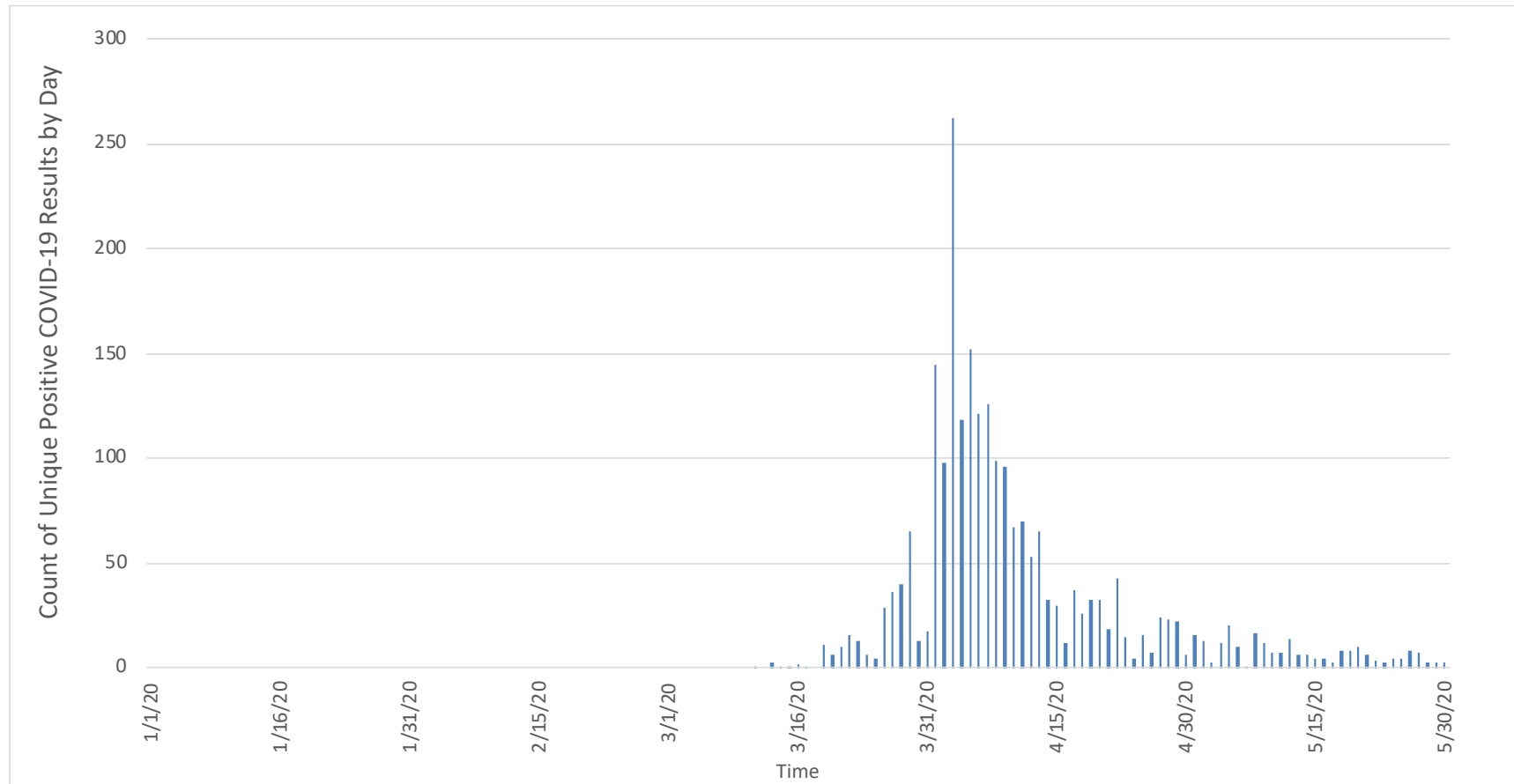
You do *not* need antibiotics for:

- ✗ Colds or flu;
- ✗ Most coughs and bronchitis;
- ✗ Sore throats not caused by strep;
- ✗ Runny noses; or
- ✗ Most ear aches.

Using antibiotics the wrong way can cause bacteria to grow into superbugs. This could make your next infection much harder to treat.

Infection Prevention *and You*

Unique COVID positive results in a tertiary care center, Detroit, January-May 2020



Results

- A total nine cases of COVID AND CDIFF coinfection were identified
- This cohort mainly included elderly patients who were predominantly female
- The rate of CDI per 10,000 patient days
 - Jan-February 2020: 3.32
 - March-April 2020: 3.6

Results

Characteristic	Value
Prior CDI, n	3
CDI diagnosis on admission, n	2
CDI diagnosis after COVID-19, n	7
Median duration of CDI diagnosis to COVID-19, days	6
Antibiotics 30 days before admission, n	3
Antibiotics on admission, n	8
Most commonly administered antibiotics, n	
Cefepime	5
Ceftriaxone	3
Meropenem	2
Azithromycin	2
Specific CDI therapy, n	
Oral Vancomycin	6
Intravenous metronidazole+Rectal vancomycin+Fidaxomicin+FMT	1
No treatment	1
Outcome, n	
Died	4
Discharged to hospice	1
Discharged to LTAC	4

Discussion

- These cases highlight the importance of judicious use of antibiotics for potential secondary bacterial infection in patients with COVID-19
 - Median duration of antibiotic before *C. difficile* PCR positive was 5 days
- All patients in our cohort were elderly, an age group at higher risk for complications from overuse of antibiotics:
 - Antibiotic resistance
 - Concomitant infection like CDI
- Integrated use of antimicrobial stewardship is needed to monitor appropriate antibiotic use.

Discussion

- Symptoms of CDI can complicate diagnosis of COVID-19 as both conditions can have similar manifestations
- In our study, one patient solely had gastro-intestinal symptoms on admission, possibly led to delayed diagnosis of COVID-19.
- Both COVID-19 and CDI should be considered in patients with diarrhea during COVID-19 pandemic
- Distinguishing between actual CDI versus colonization also is vital.

Thank you

tchopra@med.wayne.edu

**Please Follow the
Conference On
www.cdifff2020.com
And Enjoy Visiting the
Sponsors and Viewing the
Poster Presentations**



cdiffoundation.org