


Make a Rent Payment

Thank you for choosing a property supported by Property Management of Chester County. You will be able to pay your rent online in the three easy steps below. Additional benefits are:


- Pay online from anywhere at any time and from any device (desktop or mobile)
- Make a payment each month or “set and forget” the payment so you don’t have to remember
- Secure draws from checking or savings accounts using your routing and account number
- May assist in reporting on time payments to credit agencies to help improve your credit scores

Step One: Log-In



Resident Center

Email
Type your email...

Password
Type your password... 

☐ Remember me [Forgot password?](#)

Sign in

[Don't have an account? Sign up](#)

Step Two: Select *Make Payment*

[View all >](#)

Make payment

Set up autopay

Step Three: Enter Bank Info and Submit

Select an amount

☒ Current balance (as of Sep 29, 2023) **\$2,450.00**

☐ Other amount **\$0.00**

Select a payment method

☒ Bank account (No fee)

Account type
☒ Checking ☐ Savings

First name Last name

Routing number ?

Account number ?

Sample Check with Bank Routing/Tranist/ABA and Account Numbers:


NAME ADDRESS CITY, STATE ZIP DATE 0123 01-23456789

PAY TO THE ORDER OF \$

BANK NAME ADDRESS CITY, STATE ZIP DOLLARS

FOR

⑆0123456789⑆ 0123456789012 ⑆0123

 Bank Routing Number Bank Account Number Check Number

