



Activities for Kids



JUNIOR PIT CREW

Buttonwillow



*For young car
enthusiasts*

TRACKSIDE-
FRIENDLY
ACTIVITY PAGES

LEARN ABOUT
THE TRACK!

cadavidracing.etsy.com

© 2024 Cadavid Racing LLC

The track can be configured 40+ ways!
#13 Clockwise (CW) is most popular

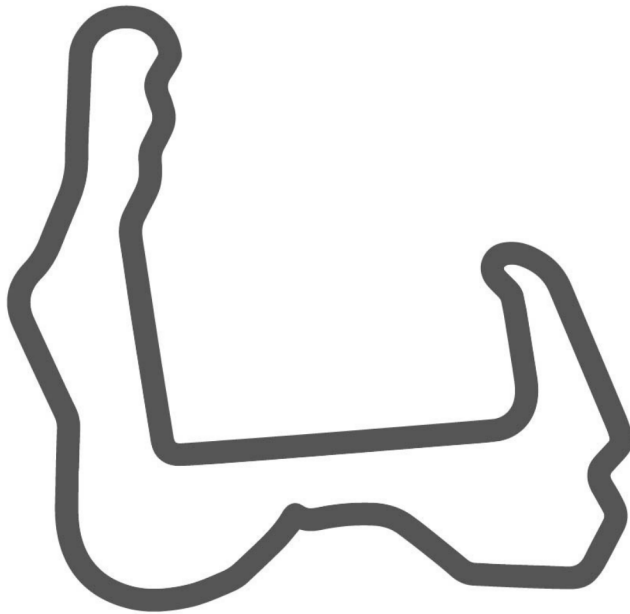
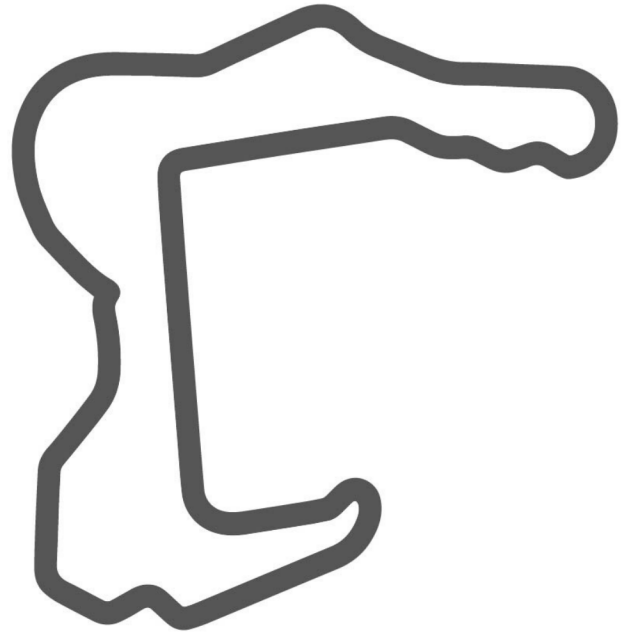
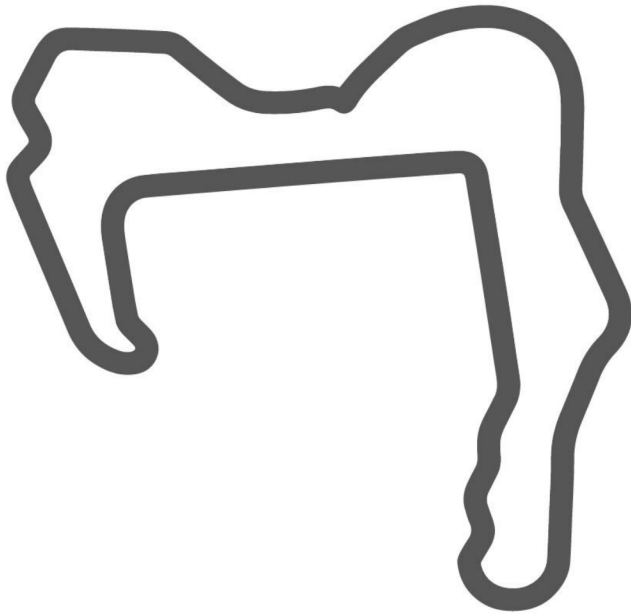
The 13CW track configuration is 2.68 miles long. If you lined cars up bumper to bumper, it would be over 950 cars!

Wow info!

The paddock is so big that it
can fit up to 700 cars!

Each corner of Buttonwillow raceway
has its own name, instead of using
numbers.

**WHAT DO
YOU SEE?**



**USE THE TRACK OUTLINES TO
MAKE 4 SILLY PICTURES**

WORD SEARCH

S	X	Z	J	L	M	E	Y	S	W	E	E	P	E	R	T	L	R
U	L	D	X	T	U	Q	O	J	K	T	R	O	Z	O	C	F	O
N	Z	C	Z	S	G	I	F	G	S	K	I	F	B	P	L	W	A
R	N	G	R	A	P	E	V	I	N	E	V	F	U	H	U	H	E
I	C	O	T	T	O	N	C	O	R	N	E	R	S	I	B	I	J
S	Y	R	J	F	K	S	A	P	Z	Q	R	A	S	L	C	E	C
E	E	T	E	J	F	U	R	V	C	I	S	M	T	H	O	Z	G
D	P	L	S	V	O	N	V	R	T	K	I	P	O	I	R	V	B
T	L	S	S	V	A	S	B	P	W	Z	D	G	P	L	N	U	B
V	M	F	E	R	W	E	Z	U	W	X	E	S	R	L	E	Q	E
P	L	B	S	T	Q	T	P	U	R	I	Y	Y	G	K	R	D	H
J	S	N	G	B	E	F	Q	Z	S	K	R	H	V	C	T	V	X

Find the following words in the puzzle.

Words are hidden → ↓ and ↘ .

BUS STOP
CLUB CORNER
COTTON CORNERS
ESSES

GRAPEVINE
OFFRAMP
PHIL HILL
RIVERSIDE

SUNRISE
SUNSET
SWEEPER

Created using Word Search Generator
on Super Teacher Worksheets
(www.superteacherworksheets.com)