



**ADA.gov**

U.S. Department of Justice  
Civil Rights Division

# ADA Compliance Brief: Restriping Parking Spaces

---

Last updated: February 28, 2020

When a business or State or local government restripes parking spaces in a parking lot or parking structure (parking facilities), it must provide accessible parking spaces as required by the 2010 ADA Standards for Accessible Design (2010 Standards).

## **Guidance & Resources**

Read this to get specific guidance about this topic.

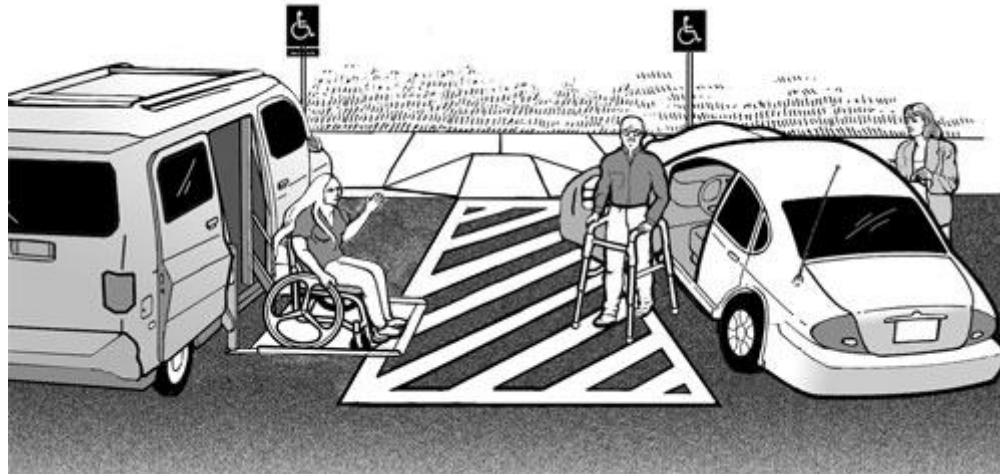
For a beginner-level introduction to a topic, view [Topics](#)

For information about the legal requirements, visit [Laws, Regulations & Standards](#)

In addition, businesses or privately owned facilities that provide goods or services to the public have a continuing ADA obligation to remove barriers to access in existing parking facilities when it is readily achievable to do so.

Because restriping is relatively inexpensive, it is readily achievable in most cases. State and local government facilities also have an ongoing ADA obligation to make their programs accessible, which can require providing accessible parking.

This compliance brief provides information about the features of accessible car and van parking spaces and how many accessible spaces are required when parking facilities are restriped.



**One of six accessible parking space, but always at least one, must be van-accessible**

The required number of accessible parking spaces must be calculated separately for each parking facility, not calculated based on the total number of parking spaces provided on a site. One of six (or fraction of six) accessible parking spaces, but always at least one, must be van accessible.

Parking for hospital outpatient facilities, rehabilitation facilities, outpatient physical therapy facilities or residential facilities have substantially different requirements for accessibility (see 2010 Standards 208.2).

## Minimum Number of Accessible Parking Spaces

---

<b>Total Number of Parking Spaces Provided in Parking Facility</b>	<b>(Column A) Minimum Number of Accessible Parking Spaces (car and van)</b>	<b>Minimum Number of Van-Accessible Parking Spaces (1 of six accessible spaces)</b>
1 to 25	1	1
26 to 50	2	1
51 to 75	3	1
76 to 100	4	1
101 to 150	5	1
151 to 200	6	1
201 to 300	7	2
301 to 400	8	2
401 to 500	9	2
500 to 1000	2% of total parking provided in each lot or structure	1/6 of Column A (one out of every 6 accessible spaces)
1001 and over	20 plus 1 for each 100 over 1000	1/6 of Column A (one out of every 6 accessible spaces)

## Location

Accessible parking spaces must be located on the shortest accessible route of travel to an accessible facility entrance. Where buildings have multiple

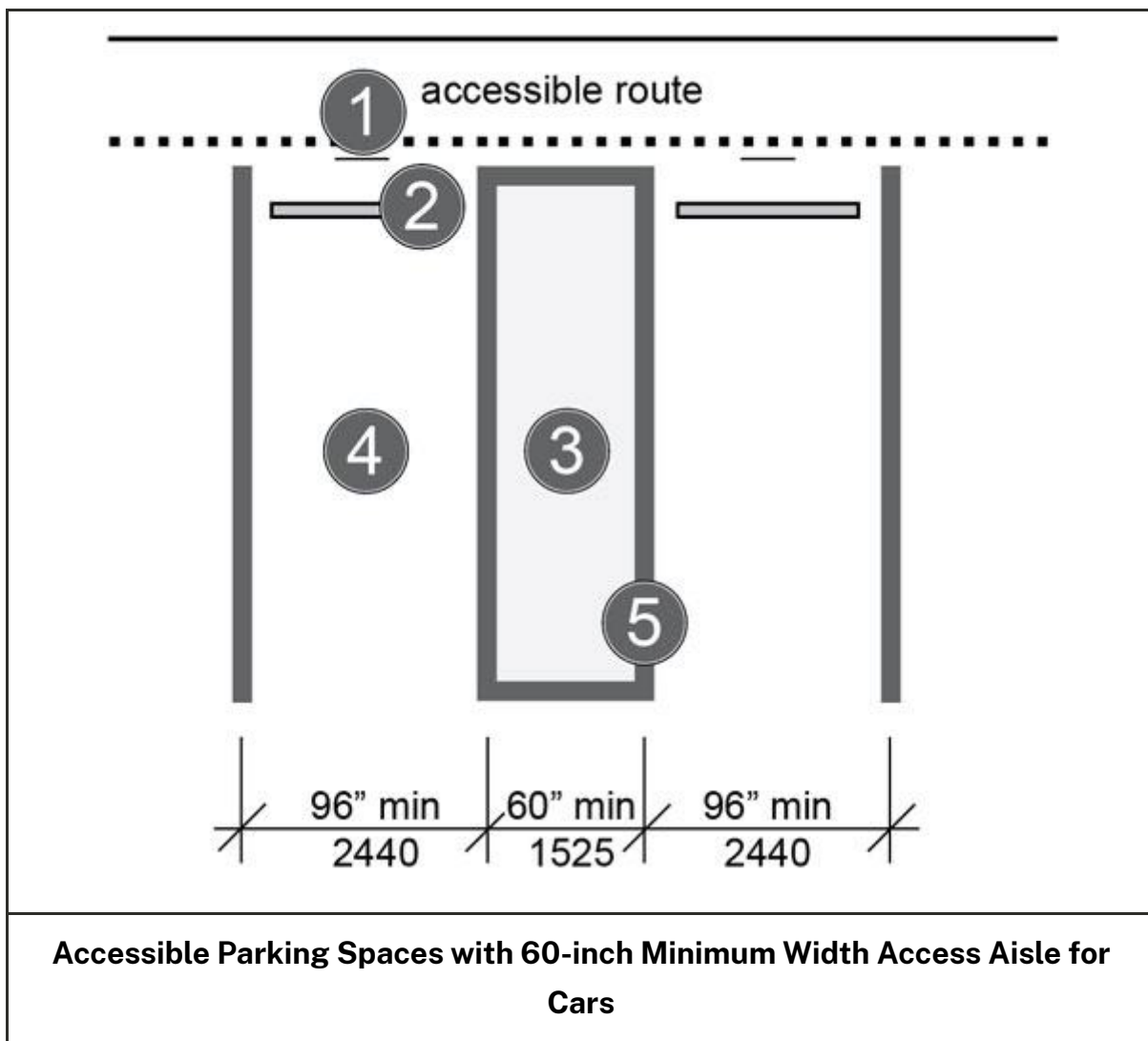
accessible entrances with adjacent parking, the accessible parking spaces must be dispersed and located closest to the accessible entrances.

When accessible parking spaces are added in an existing parking lot or structure, locate the spaces on the most level ground close to the accessible entrance. An accessible route must always be provided from the accessible parking to the accessible entrance. An accessible route never has curbs or stairs, must be at least 3 feet wide, and has a firm, stable, slip-resistant surface. The slope along the accessible route should not be greater than 1:12 in the direction of travel.

Accessible parking spaces may be clustered in one or more facilities if equivalent or greater accessibility is provided in terms of distance from the accessible entrance, parking fees, and convenience. Van-accessible parking spaces located in parking garages may be clustered on one floor (to accommodate the 98-inch minimum vertical height requirement).

## **Features of Accessible Parking Spaces**

---



## Notes:

1. Parking space identification sign with the international symbol of accessibility complying with 703.7.2.1 mounted 60 inches minimum above the ground surface measured to the bottom of the sign.
2. If the accessible route is located in front of the parking space, install wheel stops to keep vehicles from reducing the clear width of the accessible route below 36 inches.
3. Two parking spaces may share an access aisle except for angled parking spaces (see below). Access aisle width is at least 60 inches, must be at the same level and the same length as the adjacent parking space(s) it serves,

maximum slope in all directions is 1:48, and access aisle must connect to an accessible route to the building. Ramps must not extend into the access aisle.

4. Parking space shall be 96 inches wide minimum, marked to define the width, and maximum slope in all directions is 1:48.
5. Boundary of the access aisle must be clearly marked so as to discourage parking in it. (State or local laws may address the color and manner that parking spaces and access aisles are marked.)

## **Additional Notes:**

Where parking spaces are marked with lines, width measurements of parking spaces and access aisles are to centerlines, except for the end space which may include the full width of the line.

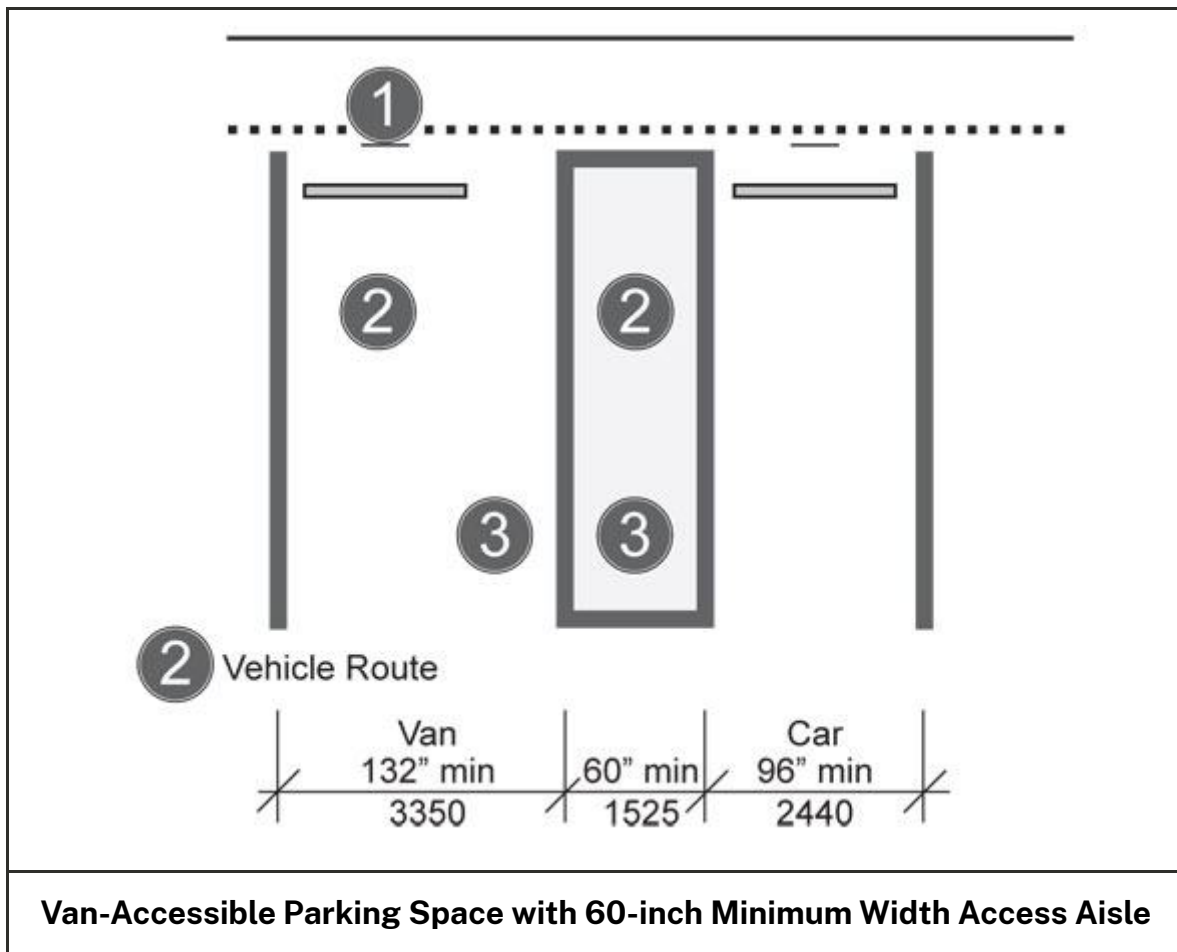
Access aisles may be located on either side of the parking space except for angled van parking spaces which must have access aisles located on the passenger side of the parking spaces.

## **Additional Features of Van-Accessible Parking Spaces**

---

Van-accessible parking spaces incorporate the features of accessible parking spaces on the previous page and require the following additional features: a “van accessible” designation on the sign; different widths for the van parking space or the access aisle; and at least 98 inches of vertical clearance for the van parking space, access aisle, and vehicular route to and from the van-accessible space. The first image below shows a van-accessible space with a 60-inch minimum width access aisle. The second image shows a van-accessible space with a 96-inch minimum width access aisle. Both configurations are permitted and

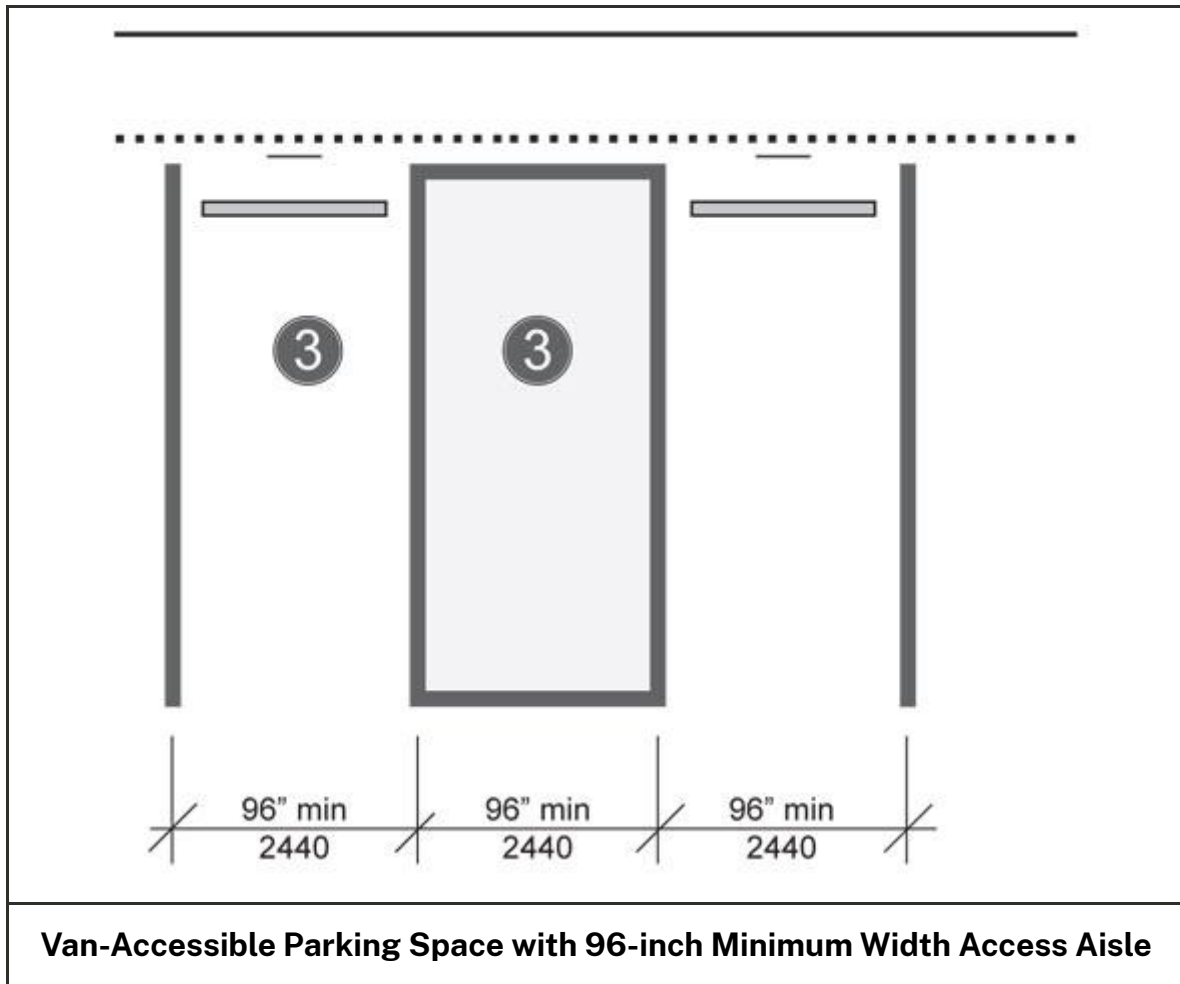
requirements for van-accessible signage and vertical clearance apply to both configurations.



## Notes (for illustrations above and below):

1. Parking space identification sign with the international symbol of accessibility and designation, "van accessible." Note, where four or fewer parking spaces are provided on a site, a sign identifying the accessible space, which must be van-accessible, is not required.
2. Vertical clearance of 98 inches minimum to accommodate van height at the vehicle parking space, the adjacent access aisle, and on the vehicular route to and from the van-accessible space.
3. Van parking space must be 132 inches wide minimum with an adjacent 60-inch wide minimum access aisle. A van parking space of 96 inches wide

minimum width an adjacent 96-inch wide minimum access aisle is also permitted (see below).







**Where four or fewer parking spaces are provided on a site, signage identifying the van-accessible parking space is not required.**

## Resources

---

For more information about the ADA, please visit [ADA.gov](http://ADA.gov) or call our toll-free number.

ADA Information Line 800-514-0301 (Voice) and 1-833-610-1264 (TTY) M-W, F 9:30 a.m. – 12:00 p.m. and 3:00 p.m. – 5:30 p.m., Th 2:30 p.m. – 5:30 p.m. (Eastern Time) to speak with an ADA Specialist. Calls are confidential.

For people with disabilities, this publication is available in alternate formats.

## Reference

---

## 2010 ADA Standards for Accessible Design

### Sections 208 & 502 Parking Spaces

### Section 206 Accessible Route

---

The Americans with Disabilities Act authorizes the Department of Justice (the Department) to provide technical assistance to individuals and entities that have rights or responsibilities under the Act. This document provides informal guidance to assist you in understanding the ADA and the Department's regulations.

This guidance document is not intended to be a final agency action, has no legally binding effect, and may be rescinded or modified in the Department's complete discretion, in accordance with applicable laws. The Department's guidance documents, including this guidance, do not establish legally enforceable responsibilities beyond what is required by the terms of the applicable statutes, regulations, or binding judicial precedent.

---

Duplication of this document is encouraged.

Originally issued: December 01, 2015

Last updated: February 28, 2020

## Related Content



### Topic

[Accessible Parking Spaces](#)



### Guidance

[ADA Guide for Places of Lodging: Serving Guests Who Are Blind or Who Have Low Vision](#)



### Guidance

## ADA Requirements: Accessible Pools Means of Entry and Exit

### **Guidance**

ADA Requirements: Ticket Sales

### **Guidance**

ADA Requirements: Wheelchairs, Mobility Aids, and Other Power-Driven  
Mobility Devices

### **Topic**

Mobility Devices

### **Guidance**

Questions and Answers: Accessibility Requirements for Existing  
Swimming Pools at Hotels and Other Public Accommodations