



EPK

<input type="checkbox"/> <u>BIO</u>	<input type="checkbox"/> <u>VIDEOS</u>
<input type="checkbox"/> <u>OFFICIAL PHOTO</u>	<input type="checkbox"/> <u>STAGE PLOT</u>
<input type="checkbox"/> <u>WCC LOGO</u>	<input type="checkbox"/>



A Celebration Of The Music Of Chicago

The Ultimate Tribute to the “Rock and Roll Band With Horns”

West Coast Chicago is an 8 piece band that captures the very same authentic sound of pretty well every hit of Chicago's over two-decade span of hits from 1970 to 1991. Each player is dedicated to recreating the sound, energy, and intensity of every song musically and vocally.

The multimedia show is a combination of video, graphics, and texts, heightening the audience experience and complementing the stories behind the lyrics.

There are extremely few Chicago tribute bands in the world, as any online search will verify, and **West Coast Chicago** is arguably the cream of the crop, musically, vocally, and visually.

West Coast Chicago will appeal to all ages, especially to those who were listening to the radio and buying Chicago albums during their peak years in the '70s and '80s. West Coast Chicago truly is “A Celebration Of The Music Of Chicago”

Don't miss this phenomenal tribute to CHICAGO! A legacy of Rock, Horns, & Hits!

Vocal Line Up	Horn Section	Rhythm Section
Singing the Chicago songs made famous by Robert Lamm, Terry Kath, and Peter Cetera	Replicating the sounds of James Pankow, Lee Loughnane, Walter Parazaider	The rhythmic energy that drives the feel and groove
Paul Clarke: Musical Director keyboards, vocals	Greg Farrugia: trombone, percussion, background vocals	Mike Crean: drums
Mon Gonzales: lead guitar, vocals	Garth Balint: trumpet, flugelhorn, percussion	Arne Eigenfeldt: bass
Scott Driscoll: lead vocals, guitar, percussion	Graham Howell: saxophone, flute, percussion.	



West Coast
CHICAGO
CELEBRATING THE MUSIC OF
Chicago
ROCK - HORNS - HITS





West Coast

CHICAGO

westcoastchicago.com

West Coast



westcoast**CHICAGO**.com

VIDEOS

click on the hyperlinks to access videos

[WCC in a minute](#)

[Dialogue \(CHICAGO\) cover by West Coast Chicago](#)

[Saturday In The Park \(CHICAGO\) cover by West Coast Chicago](#)

[OLD DAYS \(CHICAGO\) cover by West Coast Chicago](#)

[YOU'RE THE INSPIRATION \(CHICAGO\) cover by West Coast Chicago](#)

Audio Visual Screen(S) – Option B
ONE OF EACH OR EITHER SIDE

Audio Visual Screen – Option A
LARGEST POSSIBLE CENTERED BEHIND THE BAND

Audio Visual Screen(S) – Option B
ONE OF EACH OR EITHER SIDE

Contact: Paul Clarke 604-802-5358 paulclarke604@gmail.com
Stage Plot v2023-NN




WCC's
IEM
Rack



32 Channel Splitter
(to be supplied)



These 8 groupings are
just for readability.
They are not risers.
Risers are shown on
the stage layout on
page 2.



Guitar1
Mon



Guitar2
Electric
Scott



Guitar3
Acoustic
Scott



Guitar1
Pedal board
Doubler
Mon




Teleprompter
Scott



Drummer – Mike
Bass – Arne
Keys – Paul
Guitar 1 – Mon
Lead Singer & Guitar 2/3 – Scott
Trombone – Greg
Sax & Flute – Graham
Trumpet – Garth

Stage size 36' wide x 21' deep.
Keep front of stage clear for horns and
guitars to go out front.
Have a clean stage, run all cables
behind and keep excess cables
off the stage and risers.



INSTRUMENT INPUT ASSIGNMENTS
Drums – Kick, Snare, Hi-Hat, 3 toms,
1 floor tom, 2 Overheads (9 total)
Bass – Amp > DI
1 Keyboard Stereo > 2DI's
Guitar1 – Mic
Guitar2 – Electric guitar > DI
Guitar3 = Acoustic guitar > DI
Trombone – Wireless > XLR
Sax – Wireless > XLR
Trumpet – Wireless > XLR

VOICE AND DI INPUT
VOCALS 1 mic Keyboard player > Doubler effects box
1 mic Guitar player 1 > Doubler effects box
1 mic Guitar player 2/3
1 mic Trombone player (for vocal)
1 mic Saxophone player (for flute)
1 mic Trumpet player (for percussion)
1 mic Bass player
DI's x 5 1 DI for bass amp
1 DI for Guitar2 Electric
1 DI for Guitar3 Acoustic
1 Stereo DI for single keyboard 2 Channels

MONITOR MIX (supplied by WCC via Mackie DL32S)

BACKLINE AC POWER
WCC's IEM system
Horns (6 devices 3 wireless horn mic's & 3 IEMs)
Drummer (2 devices)
Bass (2 devices 1 amp & 1 IEM)
Keyboard (2 devices 1 keyboard & 1 doubler)
Guitar#1 upstage (2 devices 1 amp & 1 IEM)
Guitar#1 downstage (2 devices 1 pedal board & 1 doubler)
Guitar#2/3 downstage (1 teleprompter)

BACKLINE MIC'S x 17
7 vocal mics
1 guitar amp
9 drum kit (3 rack tom tom kit)

BACKLINE MIC STANDS x 12
7 boom for voices
1 short goose for Guitar1 amp
1 Kick drum
1 Hi-Hat
2 Overheads for drums

BACKLINE IEMs.
4 x Sennheiser G4 transmitters and belt packs.
We have all other IEMs needed.

BACKLINE 32 Channel Splitter.

BACKLINE AMPS AND INSTRUMENTS
1) Guitar Amp #1 = Mesa Boogie – Roadster 2 x 12 OR Fender Hot Rod Deville 212 III. At least 2 channels (dirty/clean).
2) Bass Amp = Markbass Tube 800 head and Markbass 4x10
3) Drums = 3 rack toms
4) Guitar stands x 4
5) Music stand (Manhasset style) x 2 (for Drummer & Keyboard Player)

BACKLINE AUDIO/VISUAL
Projector to connect MacBook Pro.
Screen(s) – Depending on stage area
Option A - Largest possible upstage centre, or
Option B - One on each (or either) side.
HDMI cable to attach our laptop running visuals in mp4 format.
Work area and A/C to accommodate 17" laptop, mouse/pad.

