

# GOLDEN ELEVATOR LIFTS

Golden Aluminum Elevators are the best designed lift on the market today. These lifts provide a solution for situations such as narrow canals, embankments and locations where pilings cannot be used. Small lots sometimes make access to your slip impossible. That's why Golden Boat Lifts designed the most up-to-date elevator available today, especially for these conditions.



## ELEVATOR LIFT CAPACITIES

- 3,000 lbs - 40,000 lbs
- Larger sizes available

*"I couldn't be more happy with the Golden Lift... I get as many compliments on the lift as I do on the boat"*

- Mike, Michigan



Solid Aluminum Deep Grooved Winder with Billet Bearings and a Lexan Safety Cover

## WHY BUY A GOLDEN ELEVATOR LIFT?

- Solid aluminum billet style bearing.
- Solid grooved aluminum winder shaft.
- Precision machined fit of Sea-Drive to drive shaft.
- Our cables last longer, spooling over a 3.5" winder.
- Lexan safety covers keep fingers away from the cable spool.
- All of our assemblies are built for commercial or private use.
- Drive mounts are box constructed to cover the cut I-Beam Track.
- All lifts are CE Approved and Manufactured in an ISO 9001-2008 Certified Factory.
- The Sea-Drive is warranted for 10 years and has 8,000 inch pounds of torque so we can use a 3.5" winder vs. a 2.375" winder.
- We use 12 wheels with Stainless Steel equalizer brackets vs. 6 wheels and no equalizer brackets (we are twice as strong and safe!).



# GOLDEN 4 AND 8 POST BEAM LIFTS

Our 4 and 8 piling units are traditional shafted beam boat lifts. They are engineered to withstand harsh saltwater conditions using 6061 T6 marine grade aluminum and all stainless hardware. All Golden Lifts are welded for structural integrity while bolting is limited to components requiring adjustments.



## WHY BUY A GOLDEN 4 OR 8 POST BOAT LIFT?

- 6061 T6 aluminum structure.
- All non-adjustable parts are welded.
- Our cables last longer, spooling over a 3.5" winder.
- All hardware and cables are 300 series stainless steel.
- All of our assemblies are built for commercial or private use.
- Our lifts are faster and safer. We lift 11" per wrap vs 7" per wrap.
- Pulleys with hardened bushings and stainless steel grease fittings.
- We offer many support options for different boat styles and hull shapes.
- The Sea-Drive is warranted for 10 years and has 8,000 inch pounds of torque so we can use a 3.5" winder vs. a 2.375" winder.
- All lifts are CE Approved and Manufactured in an ISO 9001-2008 Certified Factory.

*"Just wanted to let you know how much I love this lift... It's exactly what I wanted and envisioned"*  
- Keith, Maryland

## BEAM LIFT CAPACITIES

### 4 POST LIFTS

- 4,500 lbs - 56,000 lbs

### 8 POST LIFTS

- 32,000 lbs - 240,000 lbs





# GOLDEN GATORVATOR™ BOAT LIFTS Patent #'s 6,918,345 & 6,470,816

This unique patented GatorVator™ lift design allows us to manufacture a boat lift without the use of an upper structure, eliminating the unsightly beams that make boarding difficult. It also enables the motors to be placed on the shore side for easy maintenance and permits leveling of your boat from bow to stern for easy draining while the unique patented cable system ensures the cradles will always stay level port to starboard.

It is adaptable to boat houses, existing pilings and other structures. The GatorVator™ fits in narrow areas along the dock and is user and installer friendly.



## GATORVATOR LIFT CAPACITIES

- 2,000 lbs - 30,000 lbs

*"The Golden Boat Lift is vastly superior to other lifts I have owned and used."* - Roger, Florida

## WHY BUY A GOLDEN GATORVATOR BOAT LIFT?

- 33% Faster!
- No unsightly beams.
- Ease of maintenance.
- Fits most pile configurations.
- No electric wiring under water.
- Less cable than other boat lifts.
- Easy access on and off the boat.
- Fits in narrow areas along the dock.
- Available as a 3 Piling Lift or 4 Piling Lift.
- Simple leveling of boat from bow to stern.
- Available in 2 Motor and 4 Motor Configurations.
- The Sea-Drive is warranted for 10 years and has 8,000 inch pounds of torque so we can use a 3.5" winder vs. a 2.375" winder.





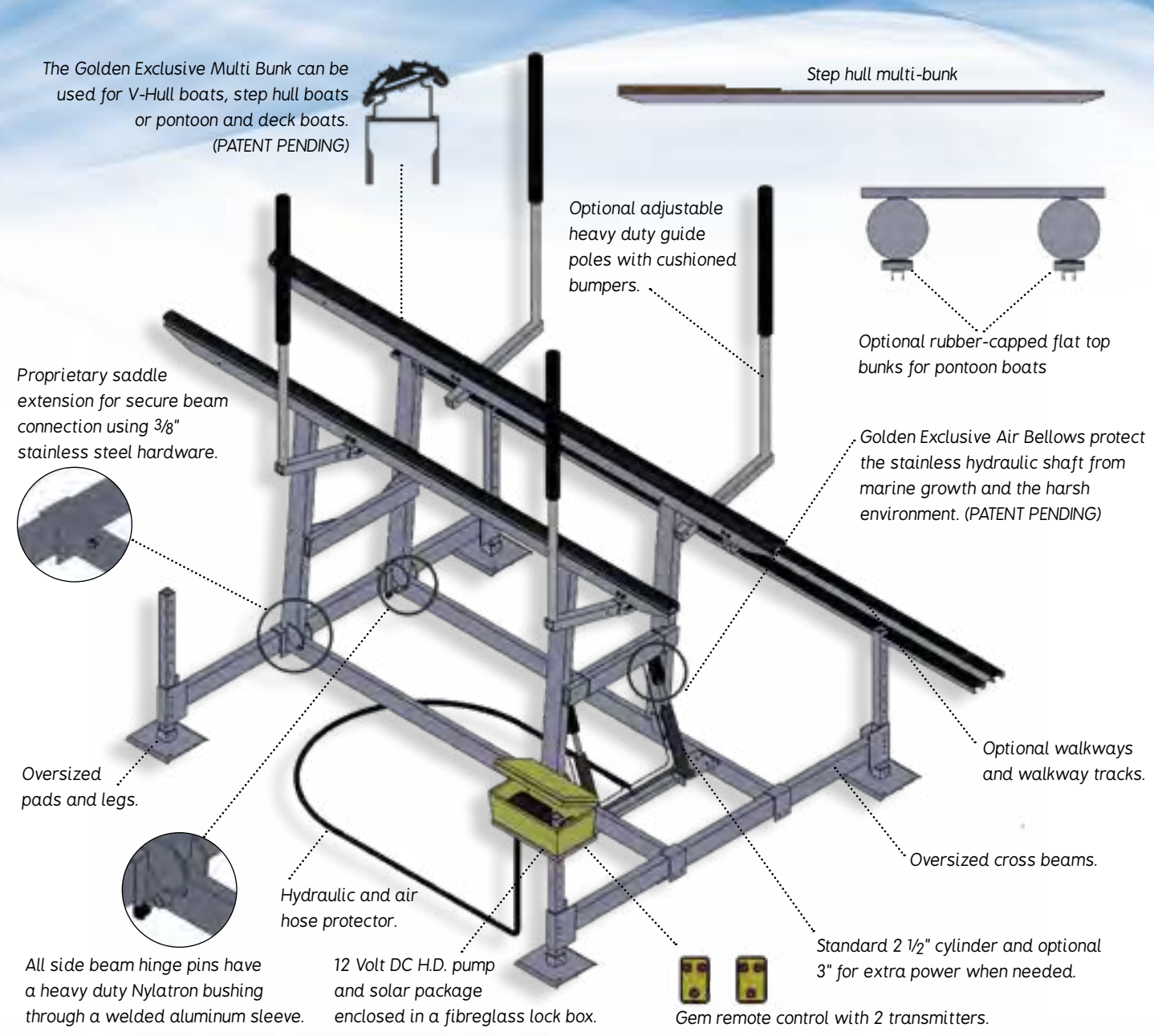
**NEW PRODUCT**

# TORNADO BOAT LIFTS

Tornado Lifts are designed for fresh and salt water, with the industry's best warranty on both frame and hydraulics.

We weld all components that are not adjustable, which prevents premature loosening of parts, and there is no contact of dissimilar metals in a salt water environment. We enclose our hydraulic shafts in our exclusive Air Bellow which prevents any harmful particles and marine growth from damaging the hydraulic cylinders, seals and shafts.

We use only Neptune AW Series Polyalkylene Glycol Hydraulic fluid. It is the only Hydraulic fluid commercially available that passes the US EPA 40 CFR 435 static sheen test, is 100% water soluble and meets the strict guidelines of the US Fish & Wildlife Service as non-toxic.



**TORNADO BOAT LIFT CAPACITIES**

- 2,000 lbs - 18,000 lbs
- Larger sizes available on request

**WHY BUY A TORNADO BOAT LIFT?**

- Highest lift travel at 6'5" of lift.
- Hydraulic Cylinders with Stainless Steel Shafts.
- Hardened Stainless Axles with Nylatron Sleeves.
- Long Range Wireless Remote With 2 Transmitters.
- Marine Grade Aluminum & Stainless Steel Construction.
- Aluminum Bunks With Rubber Capped Adjustable Inserts.
- Hydraulic cylinder shafts are protected with the exclusive Air Bellows.
- Larger structural components prevent flex and wear; our lifts are much heavier than all others.









# GOLDEN DECK LIFT OPTIONS


- Anti-Slip Decking
- Available in Various Colors
- Decks can be custom built to fit all Golden Boat Lift Capacities
- Adds convenience for complete access to your personal watercraft or boat
- Eco-Friendly; does not block sunlight which allows the sea-grass to grow
- The Sea-Drive is warranted for 10 years and has 8,000 inch pounds of torque so we can use a 3.5" winder vs. a 2.375" winder



THE GOLDEN DECK  
LIFT PROVIDES THE  
ULTIMATE IN  
VERSATILITY



**KAYAK LIFT**



**BOAT LIFT**



**DECK**



# CUSTOM SOLUTIONS, BOAT HOUSE AND SAILBOAT LIFTS

Golden Boat Lifts welcomes a challenge: for example, a boat lift can be put where no-one thought it was possible. The photo below shows (2) custom Golden Elevator Lifts installed in the Panama Canal at the Miraflores Locks.



60K Sail Boat Lift in Jolly Harbor, Antigua



Custom Sail Boat Cradle  
in Cape Coral, FL.



Custom Sail Boat Cradle  
in Punta Gorda, FL.



## WHY BUY A GOLDEN BOAT HOUSE LIFT?

- Maximizes Slip Width.
- Stainless Steel Motors.
- Capacities up to 24,000lbs.
- All Aluminum Construction.
- Easily Installed in existing boat houses.
- 3.5" Diameter Winder for faster Lift Speeds.
- The Sea-Drive is warranted for 10 years and has 8,000 inch pounds of torque so we can use a 3.5" winder vs. a 2.375" winder.



Double Drive Boat House Lift  
up to 24,000 pounds





# GOLDEN 3K SINGLE TRACK LIFTS

The new 3,000lb Single Pile unit uses an exclusive Extruded Double I-Beam track for added stability and load distribution and can handle small watercraft up to 7' beam.

## WHY BUY A GOLDEN 3K SINGLE TRACK BOAT LIFT?

- Boxed Track Cover.
- Heavy Duty Rollers.
- Double I-Beam Construction.
- 4" Aluminum pulley with ¾" Axle.
- Pipe Structure for angles from 90 to 45 degrees.
- Standard wood bunks or optional Aluminum Bunks.
- All of our assemblies are built for commercial or private use.
- The Sea-Drive is warranted for 10 years and has 8,000 inch pounds of torque so we can use a 3.5" winder vs. a 2.375" winder.
- Adjustable guide pole bases.
- Heavy Duty Cradle Assembly.



# PERSONAL WATERCRAFT LIFTS

Golden Boat Lifts manufactures the finest aluminum and stainless personal watercraft lifts on the market today.



*"Trust me, there is not a better-made boat lift than a Golden."*  
-John Giddyup Bunch-Naples Daily News, 'Ask the Captain'





# GOLDEN DOCK LIFTS


## FEATURES

- Easier boarding.
- Concealed mechanics.
- Complete access to boat.
- Optional solar power (DC).
- Easily installed and moved.
- Plug-in AC power standard.
- All non-adjustable parts are welded.
- Available with New 500:1 Sea-Drives.
- Can be installed where piles cannot.
- Contractor decked to match any environment.



## GOLDEN DOCK LIFT CAPACITIES

- 5,000 - 30,000 lbs
- Larger lifts are available upon request.



# GOLDEN MARINE SYSTEMS



## THE IDEAL SOLUTION FOR YOUR MARINA, BOAT RAMPS, COURTESY DOCKS AND RESIDENTIAL PROJECTS

All of our aluminum floating docks and gangways are custom designed and manufactured utilizing only highest quality marine grade materials and components.

Golden Marine Systems has over 35 years of experience in the design, engineering and manufacturing of aluminum docks and gangways.

Our in-house expertise of industry professionals will assure that your project is correctly designed and manufactured to fit the specific use, site conditions and criteria necessary to deliver a first in class durable product.



## GOLDEN MARINE SYSTEM BENEFITS:

- Adjustable Cleats, Pile Guides and Finger Piers.
- Noise-free HPDM Rubber Flexi-Block Connections.
- Service Troughs for easy utility installation and maintenance.
- 6061 T6 Marine Grade Aluminum and Stainless Components.
- All Docks are CUSTOM Designed and CUSTOM Built to site specific needs.
- Golden's E-Track Extrusion allows for a multitude of accessories to be easily attached.
- Built by a Solid Company with a Golden Reputation in the Marine Industry. 35+ Years in Business.
- A variety of Decking options including Natural Hardwood, Composite, Polypro Grated and Brick Pavers.
- Our In-house staff of Designers, Engineers, and Sales Support will provide you with expert advice on all your marina needs.



# ADDITIONAL PRODUCTS MANUFACTURED BY GOLDEN BOAT LIFTS

*Tikimundo.com*

TIKIMUNDO MANUFACTURES THE MOST DURABLE TIKI HUT KITS AVAILABLE TODAY. WE FABRICATE OUR TIKI HUT FRAMES AND POSTS FROM ALUMINUM TUBE. WE FORGE KNUCKLES INTO OUR ALUMINUM, WE POWDER COAT AND LASTLY WE FAUX FINISH THE ALUMINUM TO GIVE OUR TIKI HUT STRUCTURES THE LOOK OF BAMBOO. WE COVER ALL OF OUR SIMULATED BAMBOO ALUMINUM TIKI HUTS WITH PALMEX® SYNTHETIC THATCH CREATING THE MOST DURABLE TIKI HUTS AVAILABLE TODAY.



TIKIMUNDO IS THE EXCLUSIVE U.S. DISTRIBUTER OF PALMEX®. PALMEX® SYNTHETIC THATCH CAN BE USED AS AN ALTERNATIVE TO NATURAL THATCH. IT IS THE PERFECT SOLUTION FOR COVERING YOUR TIKI HUT, PALAPA, GAZEBO, CABANA, TIKI BAR OR ANY STRUCTURE THAT YOU WOULD LIKE TO GIVE A TROPICAL LOOK AND FEEL TO. PALMEX® SYNTHETIC THATCH HAS A 20 YEAR MANUFACTURER'S WARRANTY THAT COVERS WATER PROOFING, TEXTURE AND COLOR. PALMEX® SYNTHETIC THATCH IS 100% RECYCLABLE.

**KAYAK LAUNCH**®  
Patent # 9,278,735



- SIMPLE INSTALLATION
- STAINLESS STEEL CABLES
- AVAILABLE IN 5 AND 7 STEP
- SUPPORTS KAYAKS UP TO 250 LBS
- 4' OR 6' TRAVEL DISTANCE AVAILABLE
- WELDED ALUMINUM CONSTRUCTION
- ADAPTS TO FLUCTUATING WATER LEVELS
- ADJUSTABLE BUNKS FOR VARYING KAYAK WIDTHS
- BRAKE WINCH CONTROLS UP AND DOWN MOVEMENT
- GRAB RAILS PROVIDE STABILITY DURING BOARDING

# ACCESSORIES

## Top Beam Cover

Commonly used in a low profile installation so that the top beam can be used as a walk platform. Made to fit each specific lift size.

## Hinged Boarding Platform

## Optional 12 Volt DC Solar Power

## Stairs/Steps

Made to give even greater access to your boat and to attach to our standard walkways. Standard sizes: 2 step, 3 step, 4 step (8" step rise). Larger sizes are available upon request. Hand rails can be added if required.

## Optional High Speed Motors

## Remote Controls

Golden Boat Lifts offers standard and auto-stop remote controls for added convenience when raising and lowering your boat.

## Stern Platform

Made to provide access to your outdrives or motors. Standard length is 16'.

## Bunk Risers

Used to elevate the bunk to meet specific boat manufacturers' specifications.

**Tide Guides**  
Designed to keep the cradle in place in high current situations. Mounted on all four corners of your cradle beams, they will follow the piles keeping the cradle in place.

**Cable Keepers**  
Designed to keep the cable running in the grooves, very helpful for rough water situations. These are optional on any 4-Post or 8-Post lift.

## Walkway

Used to allow greater access to your boat for boarding and cleaning. Standard width 16", wider and longer custom walkways available.

## Optional Aluminum Bunks



## Sea-Drive

Golden's Patented (#7,850,147) Sea-Drive designed specifically for boat lift application.

