

## Market Selector

Local Association  
Collin County Association of REA..

Market Type  
City/Local Market Area

Market Name  
Fairview

Frequency  
Quarterly

Date  
March 2021

Property Type  
Single Family

Construction Type  
All (Existing & New)

## 2021 Q1 Market Statistics - Fairview

**Median Price**  
**\$555,000**  
▲ 39.2% YoY

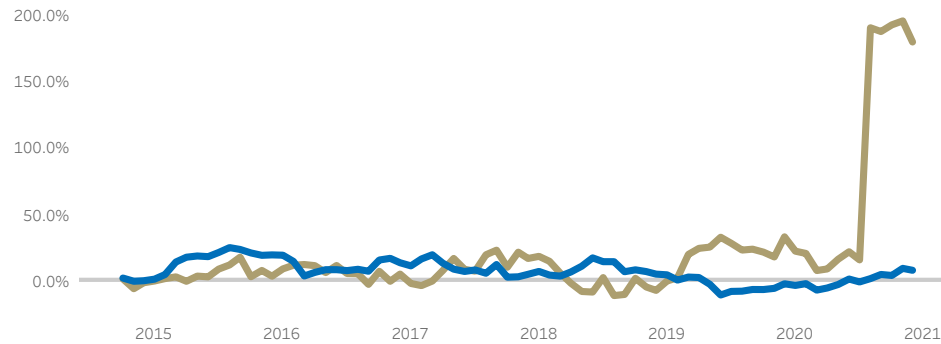
**Closed Sales**  
**35**  
▼ -12.5% YoY

**Active Listings**  
**27**  
▼ -51.8% YoY

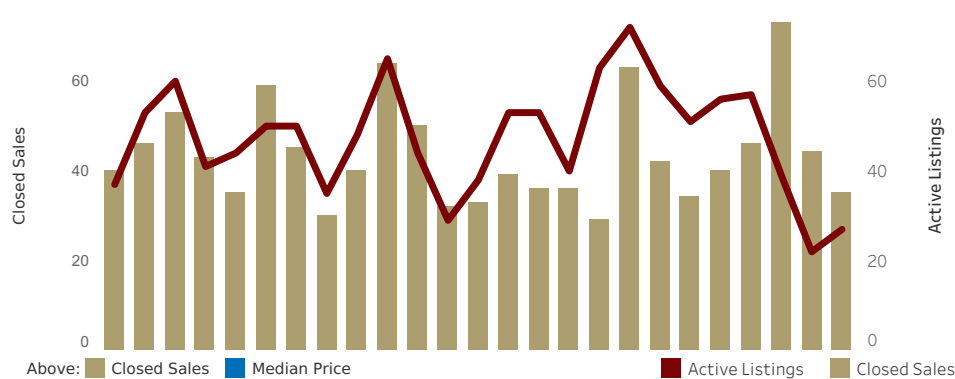
**Months Inventory**  
**1.6**  
▼ -2.1 YoY



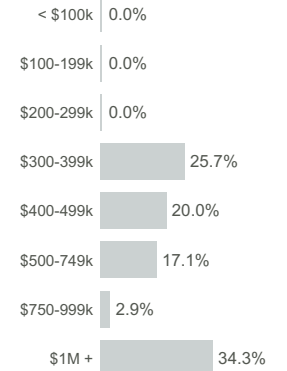
### GROWTH TREND FOR CLOSED SALES AND MEDIAN PRICE



### CLOSED SALES AND ACTIVE LISTINGS



### PRICE DISTRIBUTION



### TRANSACTION TIME STATS

**Days on Market**  
**51**  
36 days less than 2020 Q1

**Days to Close**  
**41**  
10 days more than 2020 Q1

**Total Days**  
**92**  
26 days less than 2020 Q1

### HOME VALUATION STATS

**Median Price/Sq Ft**  
**\$206.50**  
▲ 27.5% YoY

**Median Home Size**  
**3,221 sq ft**

**Median Year Built**  
**2005**

**Close/Original List**  
**97.6%**



© 2020 Texas REALTORS® - Data used in this report come from the Texas REALTOR® Data Relevance Project, a partnership among Texas REALTORS® and local REALTOR® associations throughout the state. Analysis provided through a research agreement with the Real Estate Center at Texas A&M University.