

Market Selector

Local Association
Collin County Association of REA..

Market Type
City/Local Market Area

Market Name
Parker

Frequency
Quarterly

Date
March 2021

Property Type
Single Family

Construction Type
All (Existing & New)

2021 Q1 Market Statistics - Parker

Median Price
\$776,500
▲ 31.4% YoY

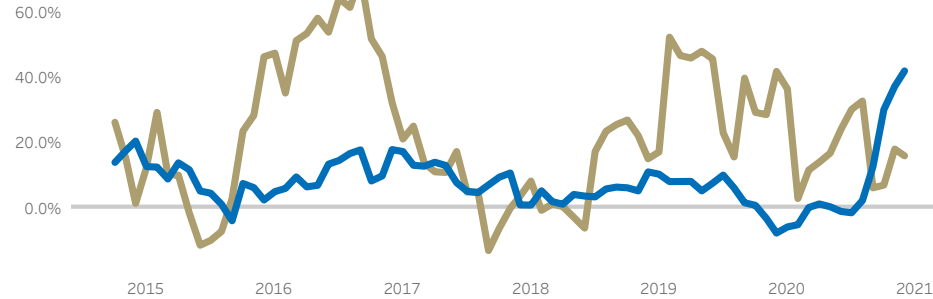
Closed Sales
12
▲ 50.0% YoY

Active Listings
5
▼ -77.3% YoY

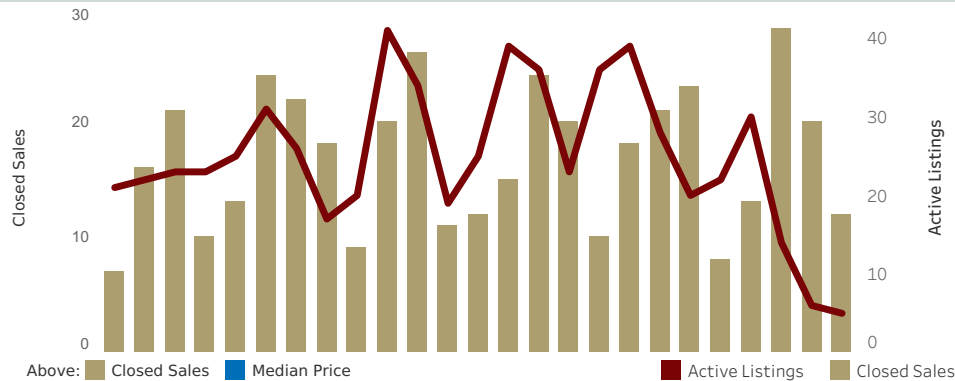
Months Inventory
0.8
▼ -2.9 YoY



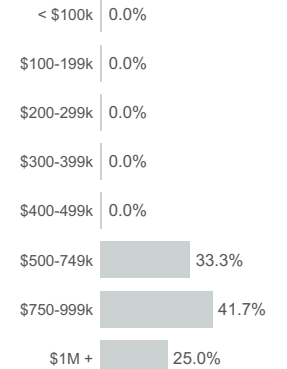
GROWTH TREND FOR CLOSED SALES AND MEDIAN PRICE



CLOSED SALES AND ACTIVE LISTINGS



PRICE DISTRIBUTION



TRANSACTION TIME STATS

Days on Market
71
5 days less than 2020 Q1

Days to Close
35
3 days more than 2020 Q1

Total Days
106
2 days less than 2020 Q1

HOME VALUATION STATS

Median Price/Sq Ft
\$164.96
▲ 6.0% YoY

Median Home Size
4,753 sq ft

Median Year Built
2007

Close/Original List
93.4%



© 2020 Texas REALTORS® - Data used in this report come from the Texas REALTOR® Data Relevance Project, a partnership among Texas REALTORS® and local REALTOR® associations throughout the state. Analysis provided through a research agreement with the Real Estate Center at Texas A&M University.