

Market Selector

Local Association
MetroTex Association of REALTORS.

Market Type
City/Local Market Area

Market Name
Southlake

Frequency
Quarterly

Date
March 2021

Property Type
Single Family

Construction Type
All (Existing & New)

2021 Q1 Market Statistics - Southlake

Median Price
\$909,900
▲ 12.3% YoY

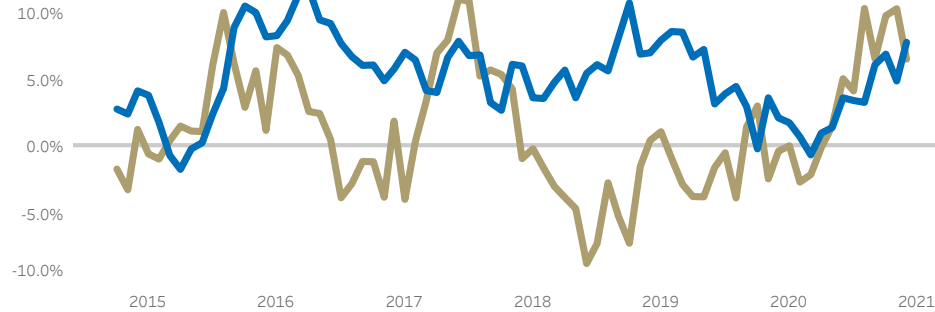
Closed Sales
92
▼ -5.2% YoY

Active Listings
41
▼ -57.7% YoY

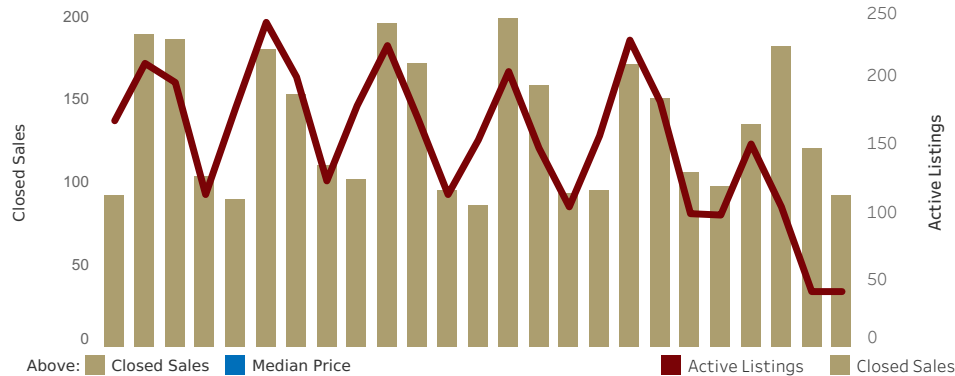
Months Inventory
0.9
▼ -1.3 YoY



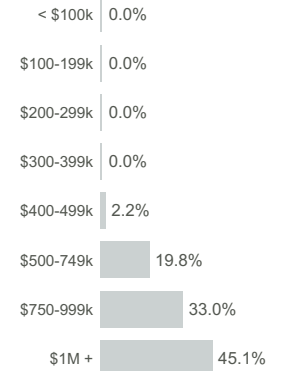
GROWTH TREND FOR CLOSED SALES AND MEDIAN PRICE



CLOSED SALES AND ACTIVE LISTINGS



PRICE DISTRIBUTION



TRANSACTION TIME STATS

Days on Market
40
24 days less than 2020 Q1

Days to Close
34
Unchanged from 2020 Q1

Total Days
74
24 days less than 2020 Q1

HOME VALUATION STATS

Median Price/Sq Ft
\$230.52
▲ 20.7% YoY

Median Home Size
4,336 sq ft

Median Year Built
1999

Close/Original List
99.2%



© 2020 Texas REALTORS® - Data used in this report come from the Texas REALTOR® Data Relevance Project, a partnership among Texas REALTORS® and local REALTOR® associations throughout the state. Analysis provided through a research agreement with the Real Estate Center at Texas A&M University.