

Market Selector

Local Association
Collin County Association of REA..

Market Type
School District

Market Name
Lovejoy Independent School Distr..

Frequency
Quarterly

Date
March 2021

Property Type
Single Family

Construction Type
All (Existing & New)

2021 Q1 Market Statistics - Lovejoy Independent School District

Median Price
\$735,000
▲ 27.5% YoY

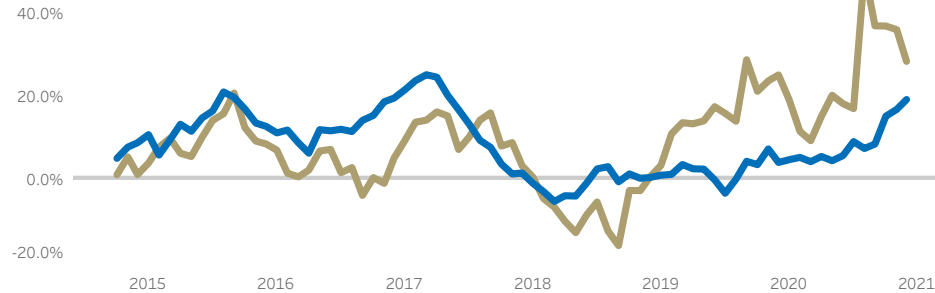
Closed Sales
47
▼ -24.2% YoY

Active Listings
48
▼ -39.2% YoY

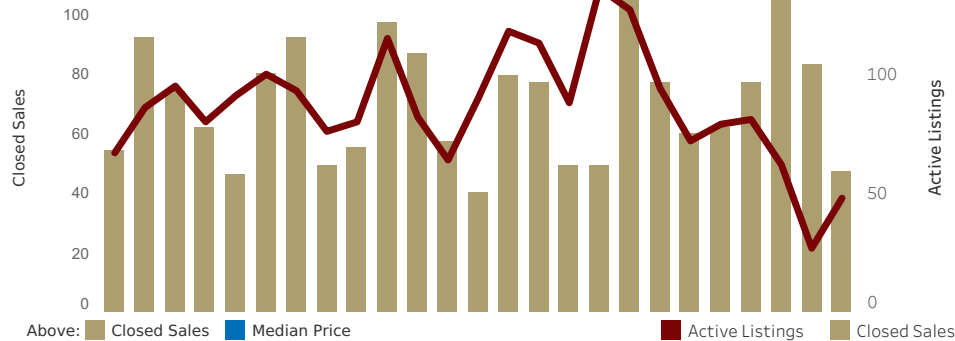
Months Inventory
1.8
▼ -1.3 YoY



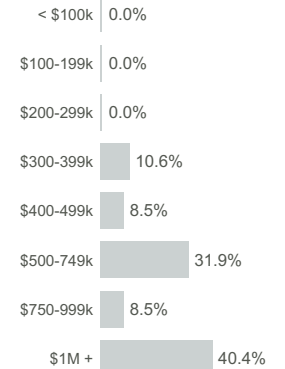
GROWTH TREND FOR CLOSED SALES AND MEDIAN PRICE



CLOSED SALES AND ACTIVE LISTINGS



PRICE DISTRIBUTION



HOME VALUATION STATS

Median Price/Sq Ft
\$206.23
▲ 21.5% YoY

Median Home Size
4,097 sq ft

Median Year Built
2004

Close/Original List
98.9%

TRANSACTION TIME STATS

Days on Market
39
44 days less than 2020 Q1

Days to Close
45
8 days more than 2020 Q1

Total Days
84
36 days less than 2020 Q1



© 2020 Texas REALTORS® - Data used in this report come from the Texas REALTOR® Data Relevance Project, a partnership among Texas REALTORS® and local REALTOR® associations throughout the state. Analysis provided through a research agreement with the Real Estate Center at Texas A&M University.