



# **AP 2-D Art and Design Portfolio**

Bridget Faulhaber

8Z9W49Z1

2024

# Written Evidence

## Sustained Investigation

Identify the inquiry that guided your sustained investigation.

Response:

What makes core childhood memories permanent, or more permanent than others, and how can I use color and relatable subject matters to convey nostalgic memories through my art as accurately as I can recall?

Describe ways your sustained investigation developed through practice, experimentation, and revision.

Response:

Throughout my pieces, I played with composition, reminiscent of children's books' illustrations, vivid colors, abstract subjects, my own personal memories, and common childhood experiences in an attempt to reproduce the nostalgic feelings that ordinary occurrences can conjure up. I found watercolor is a great medium for creating a fleeting memory because the wash of water almost resembles the haze that I associate with events that I experience as a small child. The use of bright colors was exciting because it felt like revisiting primary school art classes and the memories along with them.



# Image 1

Sustained Investigation

Height: 4

Width: 3


Depth: NA

Materials: Watercolor, Acrylic

Process(es):

Layer over light yellow to control color,  
built layers of color, highlighted with  
acrylic paint

Citation(s): NA



## Image 2

Sustained Investigation

Height: 6

Width: 4

Depth: NA

Materials: Watercolor, Graphite, Acrylic

Process(es):

Experimented with value and water texture, tried different color schemes before the final piece

Citation(s): NA



## Image 3

Sustained Investigation

Height: 16

Width: 12

Depth: NA

Materials:

Alcohol Marker, Acrylic, Gel Pen

Process(es):

Took reference photos of my real plushies, drawn with colored pencil, rendered with marker

Citation(s): NA



## Image 4

Sustained Investigation

Height: 4.5

Width: 3.5


Depth: NA

Materials: Watercolor, Gel Pen

Process(es):

Studied a photo of my grandpa and me, built layers of watercolor, highlighted with white gel pen

Citation(s): NA



## Image 5

Sustained Investigation

Height: 4.5

Width: 3.5

Depth: NA

Materials: Watercolor

Process(es):

Studied the picture of my grandpa and me, experimented with different reds and blues, and styles

Citation(s): NA



## Image 6

Sustained Investigation

Height: 7

Width: 5

Depth: NA

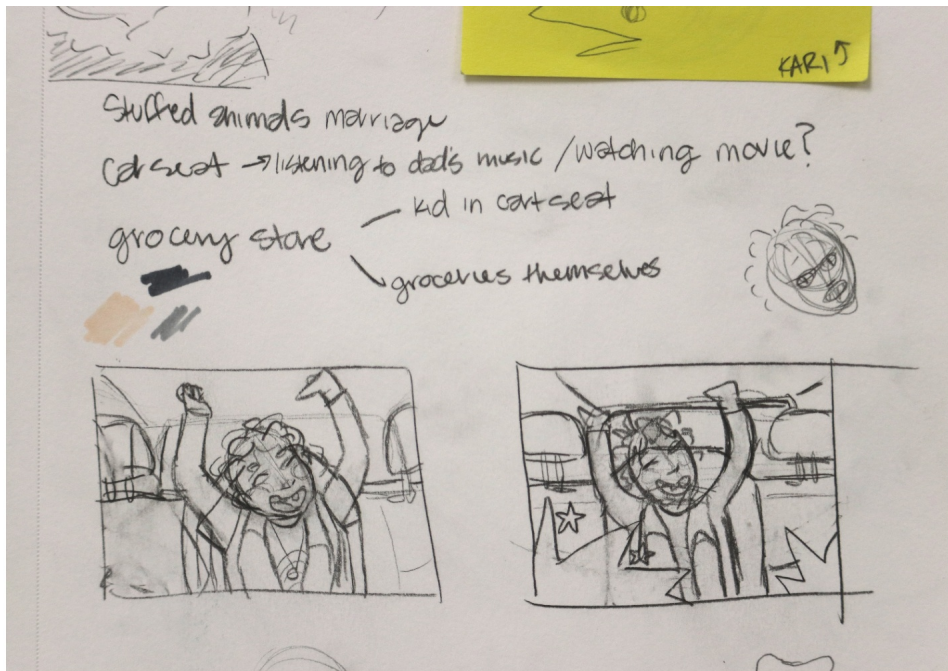
Materials: Watercolor, Gel Pen, Crayon

Process(es):

Studied a photo of myself when I cut my own bangs, used a grid to measure proportions

Citation(s): NA





## Image 8

Sustained Investigation

Height: 2.5

Width: 7

Depth: NA

Materials: Graphite

Process(es):

Explored composition, object placement, child body proportions, ideas for a car ride themed piece

Citation(s): NA



## Image 9

Sustained Investigation

Height: 5

Width: 5

Depth: NA

Materials: Watercolor, Pen

Process(es):

Defined darker, contrasting areas with a black fine-liner to give it an illustrative look

Citation(s): NA



## Image 10

Sustained Investigation

Height: 5

Width: 5

Depth: NA

Materials: Watercolor, Gel Pen

Process(es):

Used sight-sizing to recreate the photo of when I got my dog, paying attention to values & lighting

Citation(s): NA



## Image 11

Sustained Investigation

Height: 11

Width: 8

Depth: NA

Materials:

Watercolor, Colored Pencil, Gel Pen

Process(es):

Recalled my childhood home by memory, layered colored pencil on watercolor for softer lights & moods

Citation(s): NA



## Image 12

Sustained Investigation

Height: 8

Width: 4


Depth: NA

Materials: Watercolor

Process(es):

Examined value combinations and temperatures with color schemes and mood lighting

Citation(s): NA



# Image 13

Sustained Investigation

Height: 11

Width: 6

Depth: NA

Materials: Graphite

Process(es):

Brainstorming ideas for a graduation themed piece, school in quarantine, first day, preschool, etc.

Citation(s): NA



# Image 14

Sustained Investigation

Height: 11

Width: 6

Depth: NA

Materials: Alcohol Marker

Process(es):

Considered a piece about the infamous "Mall Santa", explored different red hues and color placements

Citation(s): NA



## Image 15

Sustained Investigation

Height: 18

Width: 14

Depth: NA

Materials: Oil Pastel

Process(es):

Ordered all oil pastels by value and exchanged real colors for more abstract combinations, used grid

Citation(s): NA



# Work 1

Selected Works

Height: 18

Width: 14

Depth: 0

Idea(s):

Observation, Abstract, Color, Contrast

Materials: Oil Pastel

Process(es):

Replacing each natural color with abstract hues while keeping the values the same

Citation(s): My grandparents



## Work 2

Selected Works

Height: 11

Width: 8

Depth: 0

Idea(s): Color, Space, Texture

Materials:

Watercolor, Gel Pen, Metallic Marker

Process(es):

Color keying to practice color matching and consistent schemes, building up pigment for darker color

Citation(s):

Josh Kiszka (Pink News), John Denver(IMDb), male portrait and anatomy studies



## Work 3

Selected Works

Height: 11

Width: 13.5

Depth: 0

Idea(s):

Space, Shape, Balance, Emphasis,  
Contrast, Connection, Proportion

Materials: Digital, Procreate

Process(es):

experimenting with layers and direct  
lighting to make an engaging scene with  
depth and interest

Citation(s):

My friend and I watching cartoons  
together

Beach  
(w/ friends)



PJs



## Work 4

Selected Works

Height: 11

Width: 13.5

Depth: 0

Idea(s):

Proportion, Pattern, Color, Repetition

Materials: Digital, Procreate

Process(es):

Coming up with background information and personality traits to inspire physical design

Citation(s):

Original character development



## Work 5

Selected Works

Height: 11

Width: 13.5

Depth: 0

Idea(s):

Layers, Space, Balance, Scale,

Repetition

Materials: Digital, Procreate

Process(es):

Using different blending tools, layers, lasso, and overlays to create a glowy nighttime effect

Citation(s):

Self portrayal, my own bed and plushies for reference