



Welcome to
eluTAG

Optimizing
Charging Infrastructures

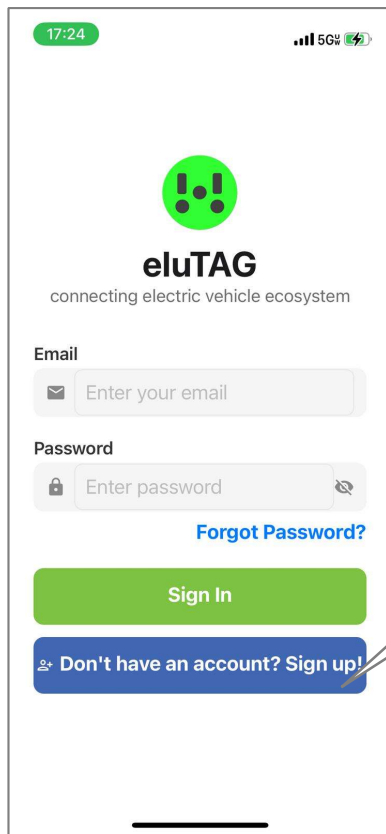
eluTAG app user manual




Download the
eluTAG app from the
iPhone **App Store** or
Android's **Play Store**,
Or
scan the below
QR code




eluTAG app user manual



17:24 5G



eluTAG
connecting electric vehicle ecosystem

Email

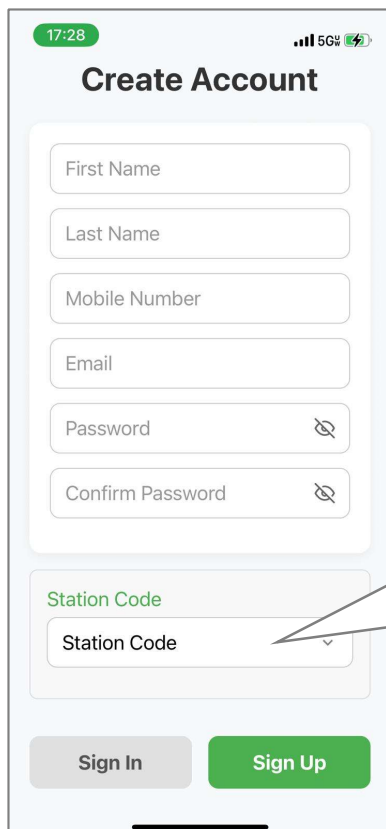
Password
 

[Forgot Password?](#)

Sign In


 **Don't have an account? Sign up!**


Register using the blue button unless you already have an account.




17:28 5G

Create Account





Station Code
 

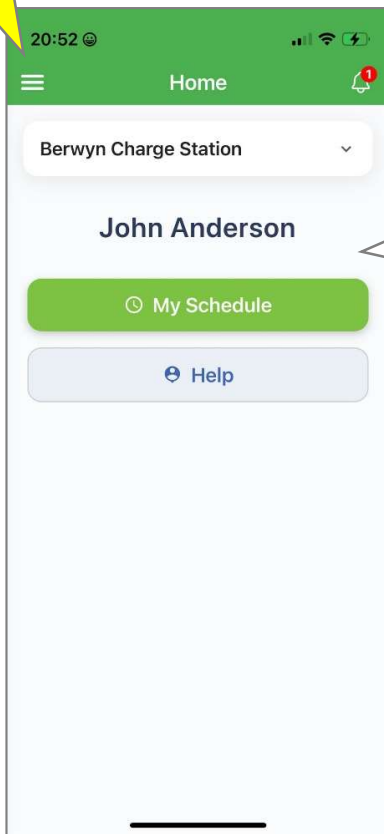
Sign In **Sign Up**

Select **Building or Zone** from the “**Station Code**” drop-down list.

The **Station Manager** will let you know which Station Code to use.

To the
Menu

eluTAG app user manual



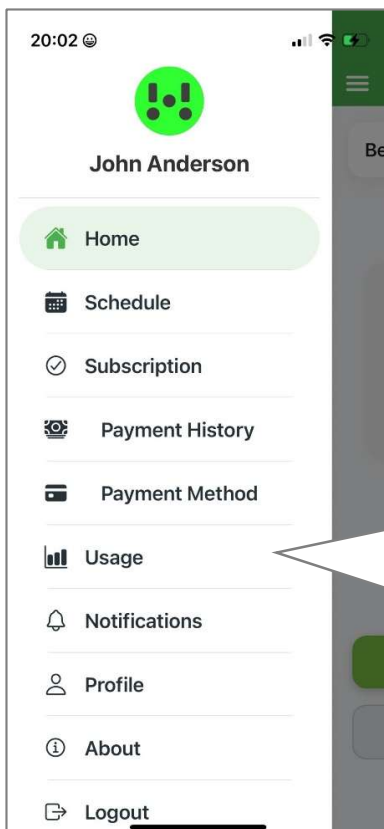
Logging back in
takes you to the

Home screen

where you will spend
most of your time in
the app.

From here you can
reach the **Schedule**
with your **bookings**.

And you can **start**
your charging
sessions.

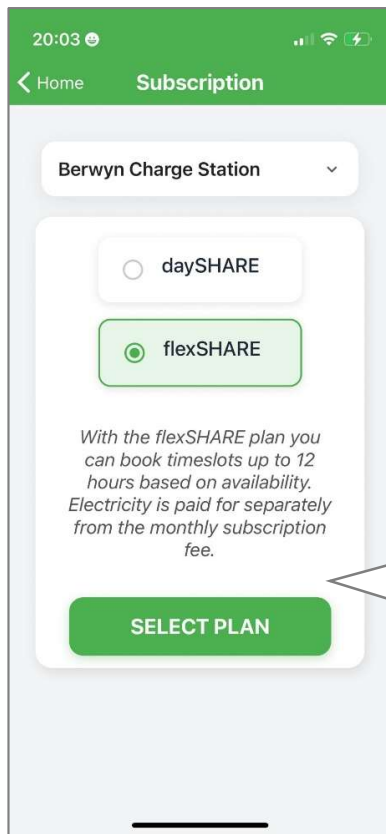


But before you can
start charging you
need to add a credit
card under **Payment**
Method in the **Menu**.

Then you must
buy a plan under
Subscription.

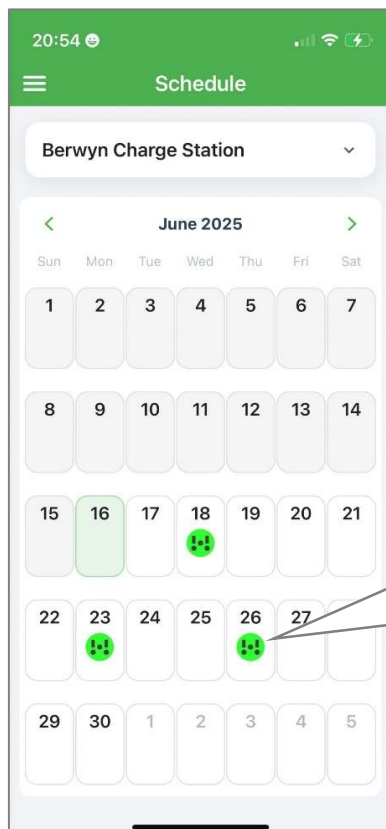
After that you are
ready to enter a
booking under
Schedule

eluTAG app user manual



A Subscription can have different price components defined by the **Station Manager** who owns/manages the charging station.

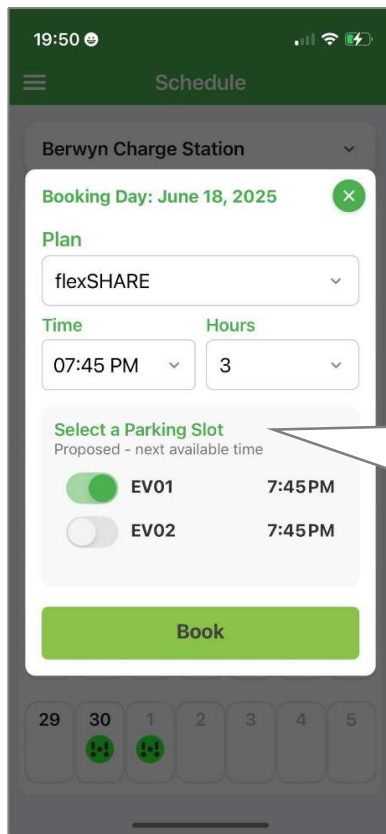
Price example
\$5.00/month
\$0.45/kWh
\$2.50/hour



A **Green logo** indicates an **existing booking**.

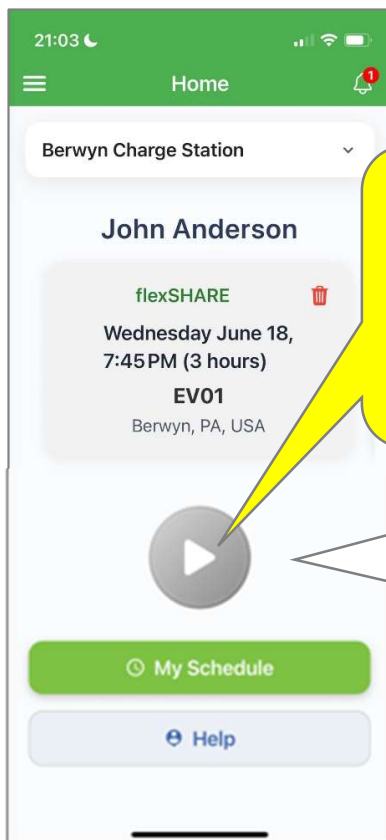
To make a new booking, **click on the desired date**.

eluTAG app user manual



Then select:

1. **Start Time**
2. **Duration**
3. **Charger** (the one that shows a time closets to your preference)



Only appears when the booking is **DUE**

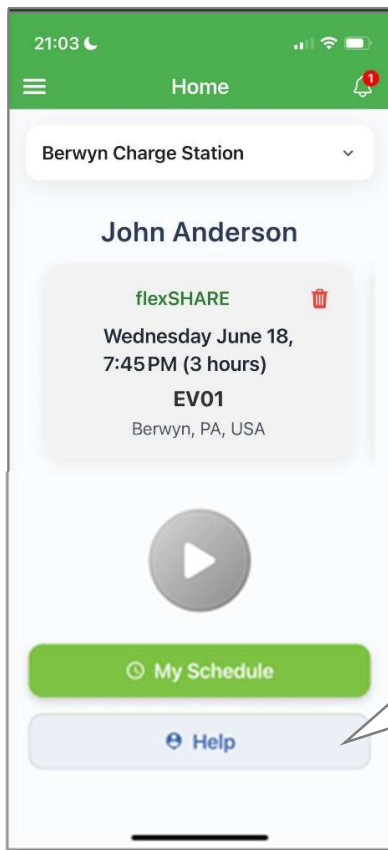
Now you are ready to charge your EV!

Swipe left/right to the **most recent booking** in the Home screen.

Then click on the **round Start button!**

Enjoy!

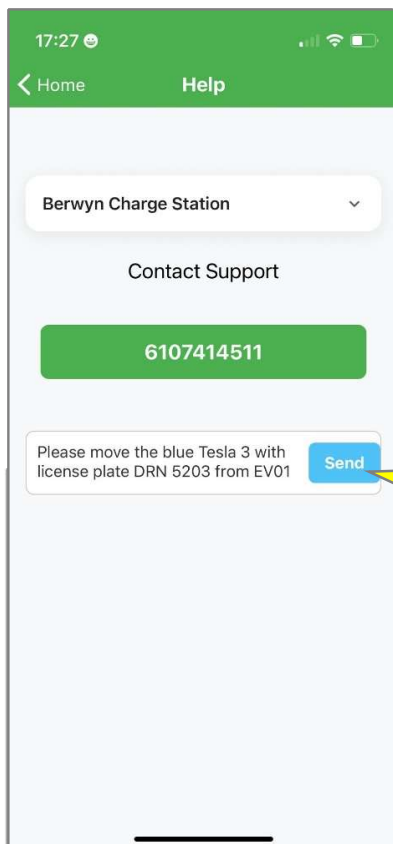
eluTAG app user manual



If somebody
is parked
in the EV spot
you have booked.

Click on **Help**

Then send a
group **Message**



This message is sent
to **every** driver that is
using eluTAG at your
location (Station)

It normally drives
improved behaviors



eluTAG app user manual



Enjoy the most
convenient EV charging
in the world!

If you have any
questions, please email
us at **info@elutag.com**