



contact[®]
premium

contact[®]
premium

Simplifying your inventory.

Table of Contents

Contact® Labels - Page 1

Custom Labels/Message Slugs - Page 2

Label Gun Styles - Page 3

Label Gun Body Sizes - Page 4

1-Line Label Guns - Page 5-7

2-Line Label Guns - Page 7-10

Promotional Label Guns - Page 10-11

Word Band Label Guns - Page 12

Label Gun Instructions - Page 13-14

Cross Reference Chart - Page 15

Contact® Labels

Contact® labels use genuine Contact® label paper to ensure the highest quality labels possible and are available in both standard and security cut variations, letting you dictate how easily the labels you apply can be removed.

Contact® label sleeves (excluding 3719 for custom labels) contain both a Classic ink roller and a Premium ink roller. The Premium ink roller fits the Contact® Premium and the Garvey G* Series. This makes Contact® labels the most universal in the industry. Genuine Contact® label paper is used to ensure the highest quality labels possible.

Label Colors



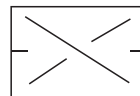
White, Fluorescent Red, Fluorescent Green, Fluorescent Orange, Flood Yellow
Fluorescent Pink, Fluorescent Chartreuse

Contact Labels can be flood coated with any PMS color as well.


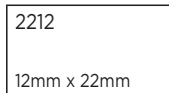
Standard Label



Security Cut



Stock Label Sizes



*Garvey® and Garvey® "G" Series are registered trademarks of Garvey® Products

Custom Labels

We offer custom labels in all the same sizes as our regular stock labels. The benefit to custom labels is that they will never wear down. The custom labels are printed as they run through the label press. Custom labels are a one case order minimum. So have your own company or slogan added right to the label.



Message Slugs

Message slugs come in 3 sizes: small, medium and large. We offer them for 1-Line, 2-Line and Large Body labelers. It's a nice way to add your company name or information to the label. Slugs can be convenient for someone who does not buy a lot of labels and can't commit to a full case order.



1-Line Labelers

- Available with 6, 7, 8, 9 or 10 characters of print
- A-Z, month & date bands are available in special assembled configurations
- Custom message slug available for all 1-line labelers
- Quick change ink roller design for clean & simple ink roller changes
- Smooth slip resistant dial indicator for quick & precise number changes
- Perfect for all industrial (coding, dating, product ID) as well as all pricing applications
- Premium Labeler Ink rollers compatible with Garvey "G" Series labelers



2-Line Labelers

- Available with 6-6, 7-7, 8-8, 9-9 & 10-10 characters of print per line
- A-Z, month & date bands are available in special assembled configurations
- Quick change ink roller design for clean & simple ink roller changes
- Smooth slip resistant dial indicator for quick & precise number changes
- Perfect for all industrial (coding, dating, product ID) as well as all pricing applications (2-line labelers not available with custom message slug option)
- Premium Labeler Ink rollers compatible with Garvey "G" Series labelers



Promotional Labelers

- Available with 5 or 6 large bold characters for the ultimate in promotional labeling
- Quick change ink roller design for clean & simple ink roller changes
- Smooth slip resistant dial indicator for quick & precise number changes
- Premium Labeler Ink rollers compatible with Garvey "G" Series labelers



*Garvey® and Garvey® "G" Series are registered trademarks of Garvey® Products

A wide range of models to cover your every need.

Contact® Premium Labelers come in 1 Line, 2 Line, 3 Line (not shown) and Promotional models. Nearly 10 sizes and many colors of labels means we have what you need. If you are looking for pricing, coding, promotional or dating label applicators, consider Contact® Premium. All models come with an easy to change print head, thus enabling you to “dial-in” the right price, date or code quickly and easily.

Custom printed labels and message slugs are also available. With custom labels, your message/logo is pre-printed on the label. With a custom message slug, you print your message/logo on the label as it flows through the applicator. Call us for more details.

Small Body



Large Body



6.18

1-Line labeler with 6 characters.

Layout 61801.

*Garvey equivalent 18-6, layout #1601.

Uses 1812 labels.



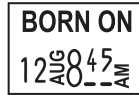
7.18

1-Line labeler with 7 characters.

Layout 71809.

Date & time code labeler.

Uses 1812 labels.



6.22

1-Line labeler with 6 characters.

Layout 62201.

*Garvey equivalent 22-6, layout #1601.

Uses 2212 labels.



7.22

1-Line labeler with 7 characters.

Layout 72204.

*Garvey equivalent 22-7, layout #1704.

Uses 2212 labels.

SELL BY
8 22 13



8.22

1-Line labeler with 8 characters.

Layout 82201.

*Garvey equivalent 22-8, layout #1801.

Uses 2212 labels.

2/\$5.00^{+TAX}



9.25

1-Line labeler with 9 characters.

Layout 92501.

*Garvey equivalent 25-9, layout #1901.

Uses 2512 labels.

123456789



10.25

1-Line labeler with 10 characters.

Layout 102502.

*Garvey equivalent 25-10.

Uses 2512 labels.

SELL
BY 10-07-13



66.22

2-Line labeler with 6 characters each line.

Layout 662203.

*Garvey equivalent 22-66, layout #2603.

Uses 2216 labels.

\$10.00
\$8.99^{+TAX}



77.22

2-Line labeler with 7 characters each line.

Layout 772204.

*Garvey equivalent 22-77, layout #2704.

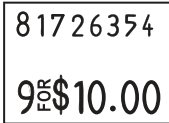
Uses 2216 labels.

1726354
\$99.98^{+TAX}



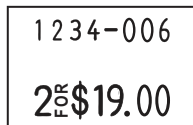
88.22

2-Line labeler with 8 characters each line.
Layout 882202.
*Garvey equivalent 22-88, layout #2802.
Uses 2216 labels.



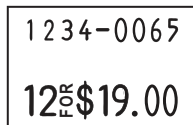
88.25

2-Line labeler with 8 characters each line.
Layout 882202.
Uses 2516 labels.



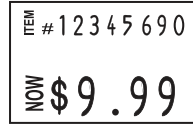
99.25

2-Line labeler with 9 characters each line.
Layout 992503.
Uses 2516 labels.



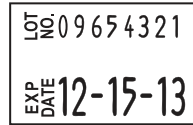
1006.25

2-Line labeler with 10 over 6 characters.
Layout 10062503.
Uses 2516 labels.



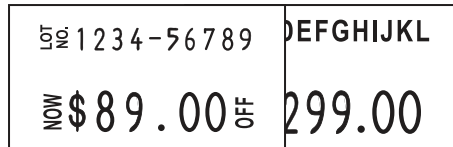
1010.25

2-Line labeler with 10 characters each line.
Layout 10102501.
Uses 2516 labels.



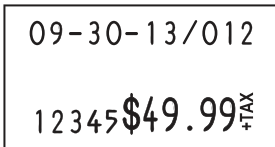
128.37

2-Line labeler with 12 over 8 characters.
Provides large bold characters on the bottom. Layout 12813 includes all numeric bands on both top & bottom.
Uses 3719 labels.



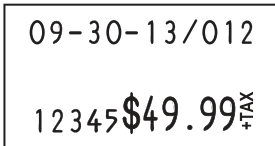
1212.37

2-Line labeler with 12 characters each line.
Layout 12123710.
Uses 3719 labels.



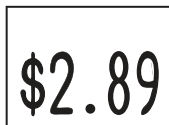
1414.37

2-Line labeler with 14 characters each line.
Layout 21414.
Uses 3719 labels.



5.22

1-Line Promotional labeler with 5 extra large/bold print characters. Layout 52207.
*Garvey equivalent 22-5, layout #1507.
Uses 2216 labels.



5.25

1-Line Promotional labeler with 5 extra large/bold print characters. Layout 52507.
*Garvey equivalent 25-5, layout #1507.
Uses 2516 labels.

SPECIAL
2/~~for~~ 1.00



6.25

1-Line Promotional labeler with 6 extra large/bold print characters. Layout 62501.
Uses 2516 labels.

\$59.99



6.37

1-Line Promotional labeler with 6 extra large/bold print characters. Layout 637012.
*Garvey equivalent 37-6.
Uses 3719 labels.

SPECIAL
\$15.49



Word Band Guns

Dial in a custom slogan that will print a large & bold slogan on the top of the label while allowing for pricing, dating, coding or product identification on the bottom (bottom line on the 2216 model has 8 standard price characters; bottom line of 2516 model has 6 larger & bolder characters). Each word band comes with the following slogans:

“SALE”
“REDUCED”
“WE I.D.”

“2 FOR”
“3 FOR”
“SPECIAL”

“BEST BUY”
“SAVE”
“NEW TRY ME”

“ESPECIAL”
“BUY 1 GET 1 FREE”
“CLEARANCE”

2216 Word Band Labeler

2-Line labeler with “Word Band” on top line & 8 characters on bottom line.
Uses 2216 labels.

WE I.D.
4^{OR} FOR \$9.00



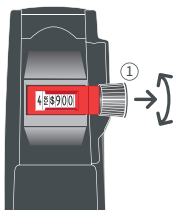
2516 Word Band Labeler

2-Line labeler with “Word Band” on top line & 6 larger characters on bottom line.
Uses 2516 labels.

REDUCED
NOW \$2.99

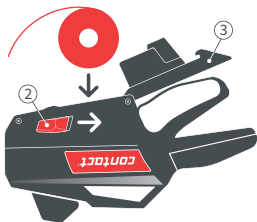


Label Gun Instructions



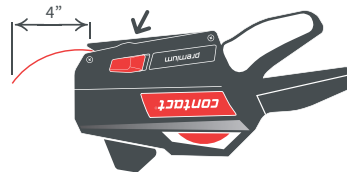
Setting the Price Code:

Pull the adjustment knob (1) out to the desired position and turn the knob to select the desired number. The 14th position on the print band is always neutral. Important: the adjustment knob must be pushed back in place before operating so that the labeler prints and to avoid damage to the print head.

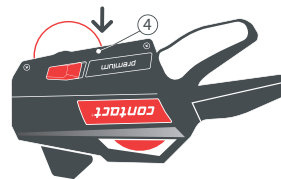


Insertion of Label Roll:

Slide both side caps (2) simultaneously in the direction of the arrow to open the bottom (3). Insert a new label roll as shown on the drawing.



Pull out a strip of labels approximately 4 inches long and close the bottom until it snaps into place.



Bend the strip back and feed it through the slot between the white guide pulley (4) and the transport wheel. By operating the grip several times, the label strip is transported inward and tightened. The labeler is now ready for use.



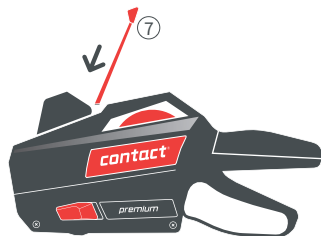
Opening the Ink Roller Carriage:

Using your thumb or index finger, simply pull the top of the Ink Roller Carriage panel (5) away from the label gun frame until it clicks open. The carriage panel will rotate downward, allowing you to access the Ink Roller.



Replacing the Ink Roller:

Squeeze the ink roller cartridge (6) between thumb and index finger at end. Pull the ink roller cartridge outward and it will unlock from the cross runner of the ink carriage housing. To insert a new ink roller cartridge, remove a new roller from the blister package, squeeze each end and with a slight pivoting movement from top to bottom, snap the carriage back into the cross runner of the housing. The contact labeler is ready for operation again.



Inserting the Message Slug:

Holding the slug between your thumb and index finger, slide it downward into the cavity directly behind the price adjustment mechanism until it clicks into place. Simply reverse this process to remove the slug.

Cross Reference Chart

Contact® Model Number	Contact® Band Layout	*Garvey Model Number	*Garvey® Band Layout
6.18	61801	18-6	1601
6.22	62201	22-6	1601
7.22	72204	22-7	1701
8.22	82201	22-8	1801
9.25	92501	25-9	1901
66.22	662203	22-66	2603
77.22	772204	22-77	2704
88.22	882202	22-88	2802
99.25	992503	25-99	2903
1212.37	12123701	37-1212	21201
5.22	52207	22-5	1507
5.25	52507	25-5	1507
6.37	637012	37-6	1612

*Garvey® and Garvey™ "G" Series are registered trademarks of Garvey® Products

Available from

