



CYCLE NAME INDUSTRIES CO., LTD.

No.81, Wenhua E. Rd., Guishan Dist., Taoyuan City 333006, Taiwan (R.O.C.)



Tel: 886-3-3970257

Fax: 886-3-3970435

E-Mail: cyclenam@ms34.hinet.net


Website: cyclename.com




CATALOG

2026


| | | | | | |
|------------------------------------|------|--------------------|------------------|-----|----------|
| PVD TELESCOPING DROP LADDER | | | | | |
| *Made of SUS304 | | | | | |
| Part No | Step | Length Deployed | Length Stowed | C-C | Colour |
| PV8331S | 3 | 35" | 14-1/2" | 10" | Charcoal |
| PV8341S | 4 | 45.5" | 15-1/2" | 10" | Charcoal |



| | | | |
|-----------------------------|--------|--------|-----|
| PVD ROUND SIDE HINGE | | | |
| *Made of 304Stainless Steel | | | |
| Part No | Length | Width. | Thk |
| PV7472S | 64.77 | 64.77 | 2.0 |




| | | | |
|------------------------------|--------|--------|-----|
| PVD DOOR HINGES | | | |
| *Made of 304 Stainless Steel | | | |
| Part No | Length | Width. | Thk |
| PV7419S | 76.2 | 37.0 | 2.0 |




| | | | |
|------------------------------|--------|--------|-----|
| PVD DOOR HINGES | | | |
| *Made of 304 Stainless Steel | | | |
| Part No | Length | Width. | Thk |
| PV7433S | 76.2 | 37.0 | 2.0 |





| | | | |
|------------------------------|--------|--------|-----|
| PVD LOCKER HINGES | | | |
| *Made of 304 Stainless Steel | | | |
| Part No | Length | Width. | Thk |
| PV7422S | 57.0 | 37.0 | 2.0 |





| | | | |
|------------------------------|--------|--------|-----|
| PVD DOOR HINGES | | | |
| *Made of 304 Stainless Steel | | | |
| Part No | Length | Width. | Thk |
| PV7420S | 36.5 | 35.7 | 2.0 |





| | | | | | |
|------------------------------|--------|--------|-----|--|---|
| PVD LOCKER HINGES | | | | |  |
| *Made of 304 Stainless Steel | | | | | |
| Part No | Length | Width. | Thk | | |
| PV7443S | 74.0 | 38.1 | 2.0 | | |

| | | | | | |
|------------------------------|--------|--------|-----|--|---|
| PVD LOCKER HINGE | | | | |  |
| *Made of 304 Stainless Steel | | | | | |
| Part No | Length | Width. | Thk | | |
| PV7466S | 75.0 | 74.0 | 2.0 | | |

| | | | | | |
|--------------------------------------|--------|--------|-----|-------|---|
| PVD ANTI-SLAMMING DOOR HINGES | | | | |  |
| *Made of 316 Stainless Steel | | | | | |
| Part No | Length | Width. | Thk | Cover | |
| PV3427SACQ | 37.0 | 38.0 | 2.0 | Yes | |
| PV3427SAQ | 37.0 | 38.0 | 2.0 | NO | |

| | | | | | |
|--------------------------------------|--------|--------|-----|-------|---|
| PVD ANTI-SLAMMING DOOR HINGES | | | | |  |
| *Made of 316 Stainless Steel | | | | | |
| Part No | Length | Width. | Thk | Cover | |
| PV3428SACQ | 57.0 | 37.0 | 2.0 | Yes | |
| PV3428SAQ | 57.0 | 37.0 | 2.0 | NO | |

| | | | | | |
|--------------------------------------|--------|--------|-----|-------|---|
| PVD ANTI-SLAMMING DOOR HINGES | | | | |  |
| *Made of 316 Stainless Steel | | | | | |
| Part No | Length | Width. | Thk | Cover | |
| PV3429SACQ | 57.0 | 37.0 | 2.0 | Yes | |
| PV3429SAQ | 57.0 | 37.0 | 2.0 | NO | |

| | | | | | |
|--------------------------------------|--------|--------|-----|-------|---|
| PVD ANTI-SLAMMING DOOR HINGES | | | | |  |
| *Made of 316 Stainless Steel | | | | | |
| Part No | Length | Width. | Thk | Cover | |
| PV7433SACQ | 76.0 | 37.0 | 2.0 | Yes | |
| PV7433SAQ | 76.0 | 37.0 | 2.0 | NO | |

PVD ANTI-SLAMMING DOOR HINGES

*Made of SUS316 Stainless Steel

| Part No | Length | Width. | Thk | Cover |
|------------|--------|--------|-----|-------|
| PV7419SACQ | 76.0 | 37.0 | 2.0 | Yes |
| PV7419SAQ | 76.0 | 37.0 | 2.0 | NO |



PVD S.S HAND RAIL W/FINGER GRIP

*Made of 304 Stainless Steel

| Part No. | Stud Distance (Center to Center) | Stud | Round Tube | Colour |
|----------|-------------------------------------|----------|---------------|--------|
| PV2055RS | 219.1(8-5/8") | 5/16"*2" | 25.4(1") | Black |



PVD S.S. HANDRAIL

*Made of 316 Stainless Steel

| Part No. | Stud Distance (Center to Center) | Stud | Oval Tube | Colour |
|-----------|-------------------------------------|-------|-----------|--------|
| PV7870SAR | 304.8(12") | Φ50.0 | 25.4*18.8 | Black |
| PV7872SAR | 406.4(16") | Φ50.0 | 25.4*18.8 | Black |
| PV7873SAR | 457.2(18") | Φ50.0 | 25.4*18.8 | Black |



PVD TWISTED TUBE SS HANDRAIL

*Made of 304 Stainless Steel

| Part No. | Stud Distance (Center to Center) | Surface treatment |
|----------|-------------------------------------|--------------------|
| PV3463S | 8" | Polished black PVD |
| PM3463S | 8" | Satin black PVD |



PVD TWISTED TUBE SS HANDRAIL

*Made of 304 Stainless Steel

| Part No. | Stud Distance (Center to Center) | Surface treatment |
|----------|-------------------------------------|--------------------|
| PV3463SB | 8" | Polished black PVD |
| PM3463SB | 8" | Satin black PVD |



PVD S.S. FLUSH MOUNT ROD HOLDER

*Made of Stamped 304 Stainless Steel & PVC Liner

| Part No. | Length | I.D. | Flange | Colour |
|-----------|--------|--------|--------|----------|
| PV7739S15 | 9" | 1-1/2" | 15° | Black |
| PV7739S30 | 9" | 1-1/2" | 30° | Black |
| PV7739S90 | 9" | 1-1/2" | 90° | Black |
| PC7739S15 | 9" | 1-1/2" | 15° | Charcoal |
| PC7739S30 | 9" | 1-1/2" | 30° | Charcoal |
| PC7739S90 | 9" | 1-1/2" | 90° | Charcoal |

**PVD S.S STAMPED LOUVERED VENT**

*Made of Stamped 304 Stainless Steel

| Part No | Thk. | Width | Length | Colour |
|---------|------------|---------|--------------|--------|
| PV7720S | 0.8(0.03") | 127(5") | 228.0(8.97") | Black |

**PVD S.S STAMPED LOUVERED VENT**

*Made of Stamped 304 Stainless Steel

| Part No | Thk. | Width | Length | Colour |
|---------|------------|-----------|-----------|--------|
| PV7721S | 0.8(0.03") | 65(2.56") | 127.0(5") | Black |

**PVD S.S STAMPED LOUVERED VENT**

*Made of Stamped 304 Stainless Steel

| Part No | Thk. | Width | Length | Colour |
|---------|------------|------------|-----------|--------|
| PV7722S | 0.8(0.03") | 115(4.53") | 127.0(5") | Black |

**PVD S.S STAMPED LOUVERED VENT**

*Made of Stamped 304 Stainless Steel

| Part No | Thk. | Width | Length | Colour |
|---------|------------|------------|--------------|--------|
| PV7723S | 0.8(0.03") | 115(4.53") | 231.8(9.13") | Black |


**PVD S.S. HEAVY DUTY CLEAT**


* Made of 316 Stainless Steel


| Part No. | Cross bar | Height | Base | Colour |
|-----------|---------------|--------|----------------|--------|
| PV7910SAO | 19.6*10.5*150 | 45.0 | 5.0t*30.0*89.5 | Black |





| | | | | |
|-----------|---------------|------|------------------|-------|
| PV7911SAO | 22.0*15.0*205 | 55.0 | 5.0t*35.0*120.5 | Black |
| PV7912SAO | 29.0*18.0*265 | 70.0 | 8.0t*40.0*150.0 | Black |
| PV7913SAO | 38.0*22.0*310 | 80.0 | 10.0t*50.0*160.0 | Black |


| | | | | | |
|-------------------------------------|--------|--------|----------|--------|---|
| PVD OPEN BASE CLEAT | | | | |  |
| *Made of casted 316 Stainless Steel | | | | | |
| Part No | Length | Height | Fastener | Colour | |
| PV9995SA4 | 4" | 1" | #8 | Black | |
| PV9995SA6 | 6" | 1-1/4" | #10 | Black | |
| PV9995SA8 | 8" | 1-1/2" | 1/4" | Black | |
| PV9995SA10 | 10" | 1-3/4" | 5/16" | Black | |
| PV9995SA12 | 12" | 2-1/8" | 5/16" | Black | |


| | | | | |
|------------------------------|--------|--------|----------|--|
| PVD S.S. CLEAT | | | |  |
| *Made of 316 Stainless Steel | | | | |
| Part No | Length | Height | Colour | |
| PV7917SA6 | 152 | 36 | Black | |
| PV7917SA8 | 203 | 48 | Black | |
| PC7917SA6 | 152 | 36 | Charcoal | |
| PC7917SA8 | 203 | 48 | Charcoal | |


| | | | | | |
|--------------------------------------|--------|-------|--------|----------|---|
| PVD FOLDING CLEAT | | | | |  |
| *Investment Cast 316 Stainless Steel | | | | | |
| Part No. | Length | Width | Height | | |
| PV3176SA5N | 4.7" | 1.66" | 0.56" | Black | |
| PV3176SA6N | 6" | 2" | 0.56" | Black | |
| PV3176SA8N | 8" | 2.67" | 0.77" | Black | |
| PC3176SA5N | 4.7" | 1.66" | 0.56" | Charcoal | |
| PC3176SA6N | 6" | 2" | 0.56" | Charcoal | |
| PC3176SA8N | 8" | 2.67" | 0.77" | Charcoal | |


| | | | | |
|-----------------------------|-------------|----------|-------------------|---|
| PVD LED READINGLIGHT | | | |  |
| *Made of Cu | | | | |
| Part No | Base | LED | Surface treatment | |
| 2986B | 85.8(3.78") | MR-16-3W | Brass | |
| 2986BC | 85.8(3.78") | MR-16-3W | CP Brass | |
| PC2986B | 85.8(3.78") | MR-16-3W | PVD(Charcoal) | |


| | | | | |
|--|-------------|-----|-------------------|---|
| PVD LED READINGLIGHT *Made of SUS316 | | | |  |
| Part No | Base | LED | Surface treatment | |
| 3460SA | 49.0(1.92") | 3W | Polishing | |
| PC3460SA | 49.0(1.92") | 3W | PVD(Charcoal) | |

| | | |
|---|-----------|---|
| PVD TOP SLIDE FOR BALL-JOINT *Made of 316 Stainless Steel | |  |
| Part No. | Tube Size | |
| PV3505SA22 | 7/8" | |
| PV3505SA25 | 1" | |

| | | |
|---|--|--|
| PVD CONCAVE DECK HINGES WITH PINS AND LANYARDS *Made of 316 Stainless Steel | |  |
| Part No. | | |
| PV3506SA1 | | |
| PV3506SA2 | | |

| | | |
|--|--|---|
| PVD DECK HINGES ARE EQUIPPED WITE PINS AND LANYARDS *Made of 316 Stainless Steel | |  |
| Part No. | | |
| PV3507SA | | |

| | | |
|--|-----------|---|
| PVD TOP CAP WITH BALL-JOINT *Made of 316 Stainless Steel | |  |
| Part No. | Tube Size | |
| PV3508SA22 | 7/8" | |
| PV3508SA25 | 1" | |

| | | |
|--|-----------|---|
| PVD 90° TOP CAP WITH BALL-JOINT *Made of 316 Stainless Steel | |  |
| Part No. | Tube Size | |
| PV3508SAL | 7/8" | |

PVD DECK HINGES ARE EQUIPPED WITE PINS AND LANYARDS

*Made of 316 Stainless Steel

Part No.
PV3509SA



PVD DECK HINGE WITH D-RONG PORT & STARBOARD

*Made of 316 Stainless Steel

Part No.
PV3510SAP
PV3510SAS



PVD DECK HINGE WITH D-RONG PORT & STARBOARD

*Made of 316 Stainless Steel

Part No.
PV3511SAP
PV3511SAS



PVD HOOK SKI TOW SS WITH BACKING PLATE AND TOGGLE RITAINER

*Made of 316 Stainless Steel

| | | |
|----------|--------|----------------|
| Part No. | Lenght | Mounting Shaft |
| PV3444SA | 120mm | 10mm*72mm |



PVD ROUND SLAM LATCH LOCK

*Made of Casting 316 Stainless Steel

| Part No. | Flange DIA | Cut-out DIA | Surface treatment |
|-----------|------------|-------------|--------------------|
| PV3188SA1 | 2.4" | 2" | Polished black PVD |
| PM3188SA1 | 2.4" | 2" | Satin black PVD |





PVD STEERING WHEEL W/PU FOAM


*Made of SS 316


| Part No | Size | Shaft | Rim Size | Surface treatment |
|-----------|---------|-------|----------|--------------------|
| PV7319SF8 | 13-7/8" | 3/4" | 1-1/4" | Polished black PVD |
| PM7319SF8 | 13-7/8" | 3/4" | 1-1/4" | Satin black PVD |





| | | | | |
|---|-------------|-----|---------|---|
| LED READING LIGHT *Made of SUS316 | | | |  |
| Part No | Base | LED | Length | |
| 3460SA1 | 55.0(2.16") | 6W | 200.0mm | |


| | | | | |
|---|----------------|------|---------|---|
| LED READING LIGHT *Made of SUS316 | | | |  |
| Part No | Base | LED | Length | |
| 3460SA3 | 110.0mm*40.0mm | 4+4W | 160.0mm | |


| | | | | |
|--|--------|-------|-------|---|
| OUTBOARD ENGINE LOCK *Made of SUS304 | | | |  |
| Part No. | Length | Width | High | |
| 2905SB | 12" | 1.56" | 1.83" | |


| | | | | |
|--|--------|-------|-------|---|
| OUTBOARD ENGINE LOCK *Made of SUS304 | | | |  |
| Part No. | Length | Width | High | |
| 2905S | 12" | 1.56" | 1.83" | |


| | | | | | | |
|--|--------|-------|--------|--------|--------|---|
| QUICK DISASSEMBLY AND ASSEMBLY OF OUTBOARD ENGINE LOCK *Made of SUS316/201 | | | | | |  |
| Part No. | Length | Width | Height | Colour | M'TL | |
| 2905SAC | 12" | 1.47" | 1.83" | Silver | SUS316 | |
| 2905SCB | 12" | 1.47" | 1.83" | Black | SUS201 | |


| | | | | | |
|---|------------|----------------|---------------|--------|---|
| S.S. LIFT HANDLE *Made of Stamped 304 Stainless Steel | | | | |  |
| Part No | Height | Width | Length | Spring | |
| 1200S | 5.0(3/16") | 48.7(1-15/16") | 54.6(2-3/16") | No | |
| 1200S2 | 5.0(3/16") | 48.7(1-15/16") | 54.6(2-3/16") | Yes | |


| | | | | |
|---|------------|----------------|---------------|---|
| S.S. LIFT HANDLE *Made of Stamped 304 Stainless Steel | | | |  |
| Part No | Height | Width | Length | |
| 1200S1 | 5.0(3/16") | 48.7(1-15/16") | 54.6(2-3/16") | |

| | | | | | |
|---|--------|---------|---------|--------|---|
| S.S. SPRING LOADED FLUSH LIFT HANDLE *Made of Stamped 304 Stainless Steel | | | | |  |
| Part No | Height | Width | Length | Spring | |
| 1202S | 7/16" | 2-3/16" | 2-9/16" | Yes | |
| 1206S | 7/16" | 1-1/2" | 1-3/4" | Yes | |
| 1202N | 3/8" | 2-3/16" | 2-9/16" | No | |

| | | | | |
|---|------------|-------------|--------|--|
| S.S. LIFT HANDLE *Made of Stamped 304 Stainless Steel | | | |  |
| Part No | Height | Width | Length | |
| 2977S | 8.4(5/16") | 57(2-3/16") | 76(3") | |

| | | | | | |
|--|--------|--------|--------|--------|---|
| S.S. FLUSH PULL *Made of Casting 304 Stainless Steel | | | | |  |
| Part No | Length | Width | Height | M'TL | |
| 3165S | 3-5/8" | 2-3/8" | 7/16" | SUS304 | |
| 3165SA | 3-5/8" | 2-3/8" | 7/16" | SUS316 | |

| | | | | |
|-------------------------------------|--------|-------|--------|---|
| FLUSH PULL *Made of Nylon | | | |  |
| Part No | Length | Width | Height | |
| 316PB | 3.68" | 2.42" | 1" | |

| | | | | |
|--|--------|-------|--------|---|
| S.S. FLUSH PULL *Made of Casting 316 Stainless Steel | | | |  |
| Part No | Length | Width | Height | |
| 3259SA | 76.2 | 56.0 | 9.0 | |

| | | | | | |
|--------------------------------------|--------|--------|--------|----------------------|--|
| S.S. FLUSH PULL | | | | | |
| *Made of Casting 316 Stainless Steel | | | | | |
| Part No | Length | Width | Height | The flange thickness | |
| 3260SAS | 48mm | 38.5mm | 12mm | 3mm | |
| 3260SAL | 63mm | 44.5mm | 8.0mm | 3.5mm | |

| | | | | |
|--------------------------------------|--------|--------|----------------------|--|
| S.S. FLUSH PULL | | | | |
| *Made of Casting 316 Stainless Steel | | | | |
| Part No | Dia. | High | The flange thickness | |
| 3241SA | 51.5mm | 10.7mm | 3.0mm | |

| | | | | | |
|---|------------|-------------|--------|--------|--|
| S.S. SPRING LOADED FLUSH LIFT HANDLE | | | | | |
| *Made of Stamped 304 Stainless Steel | | | | | |
| Part No | Height | Width | Length | Spring | |
| 1202S1 | 8.4(5/16") | 57(2-3/16") | 76(3") | Yes | |
| 1202S2 | 8.4(5/16") | 57(2-3/16") | 76(3") | Yes | |

| | | | | | |
|---|-----------|--------|---------|--------|--|
| S.S. SPRING LOADED FLUSH LIFT HANDLE | | | | | |
| *Made of Stamped 316 Stainless Steel | | | | | |
| Part No | Size | High | Shape | Spring | |
| 3105SA | Φ51.5mm | 18mm | rounded | Yes | |
| 3105SAQ | 51.0*51.0 | 18.2mm | Square | Yes | |

| | | | | | | |
|--|--------|-------|--------|--------|-------|--|
| FLUSH PULL | | | | | | |
| *Made of Casting 304 Stainless Steel/NYLON | | | | | | |
| Part No | Length | Width | Height | M'TL | Color | |
| 3306PW | 58mm | 58mm | 17.8mm | NYLON | White | |
| 3306PB | 58mm | 58mm | 17.8mm | NYLON | Black | |
| 3306SA | 58mm | 58mm | 17.8mm | SUS316 | | |

| | | | | |
|-------------------------|------------|-------------|-------|--|
| ROUND SLAM LATCH | | | | |
| *Made of Nylon | | | | |
| Part No. | Flange DIA | Cut-out DIA | Color | |
| 3202PW | 2.4" | 2" | White | |
| 3202PB | 2.4" | 2" | Black | |

ROUND SLAM LATCH

*Made of Nylon

| Part No. | Flange DIA | Cut-out DIA | Color | Lock |
|----------|------------|-------------|-------|------|
| 3202PLW | 2.4" | 2" | White | Yes |
| 3202PLB | 2.4" | 2" | Black | Yes |

**ROUND SLAM LATCH**

*Made of Casting 316 Stainless Steel

| Part No. | Flange DIA | Cut-out DIA |
|----------|------------|-------------|
| 3188SA | 2.4" | 2" |

**ROUND SLAM LATCH LOCK**

*Made of Casting 316 Stainless Steel

| Part No. | Flange DIA | Cut-out DIA |
|----------|------------|-------------|
| 3188SA1 | 2.4" | 2" |

**ROUND SLAM LATCH**

*Made of Casting 316 Stainless Steel

| Part No. | Flange DIA | Cut-out DIA |
|----------|------------|-------------|
| 3188SA3 | 2.4" | 2" |

**ROUND SLAM LATCH**

*Made of Casting 316 Stainless Steel

| Part No. | Flange DIA | Cut-out DIA |
|----------|------------|-------------|
| 3188SAS | 1.9" | 1.5" |

**TWIST LOCK PULL LATCH**

*Made of 316 Stainless Steel

| Part No. | Flange foreign economic | Hole diameter fit | Height |
|----------|-------------------------|-------------------|--------|
| 3284SA | φ98 | φ75.3 | 97.5 |



CAM LATCH T-HANDLE EXPOSED FASTENER

*Made of 316 Stainless Steel

| Part No. | Flange length | Flange width | Height |
|----------|---------------|--------------|--------|
| 1250SA | 96.8 | 75.6 | 81.4 |

**CAM LATCH-SQUARE T-HANDLE**

*Made of 316 Stainless Steel

| Part No. | Flange length | Flange width | Height |
|----------|---------------|--------------|--------|
| 1251SA | 78.8 | 64.5 | 82.1 |

**COMPRESSION LATCH-ROUND T-HANDLE**

*Made of 316 Stainless Steel

| Part No. | Flange foreign economic | Height |
|----------|-------------------------|--------|
| 1252SA | Φ78 | 82.2 |

**COMPRESSION LATCH-ROUND T-HANDLE**

*Made of 316 Stainless Steel

| Part No. | Flange foreign economic | Height |
|----------|-------------------------|--------|
| 3314SA | Φ50.6mm | 93.5mm |

**CAM LATCH-SQUARE T-HANDLE**

*Made of 316 Stainless Steel

| Part No. | Flange foreign economic | Height |
|----------|-------------------------|---------|
| 3454SA | 96.0mm*76.0mm | 130.0mm |



COMPRESSION LATCH-ROUND T-HANDLE

*Made of 316 Stainless Steel

| Part No. | Flange foreign economic | Height | Mounting Plate |
|----------|-------------------------|--------|----------------|
| 3457SA | Φ65.0mm | 76.0mm | 5.0mm |
| 3457SA1 | Φ65.0mm | 76.0mm | 13.0mm |



COMPRESSION LATCH-ROUND T-HANDLE

*Made of 316 Stainless Steel and Nylon

| Part No. | Flange foreign economic | Height | Color |
|----------|-------------------------|--------|-------|
| 3326SAPB | Φ63.0mm | 59.0mm | Black |
| 3326SAPW | Φ63.0mm | 59.0mm | White |



S.S SWIVEL HASP (STAMPED)

*Made of Stamped 304 Stainless Steel

| Part No | Closed L. | Width |
|---------|-----------|-------|
| 7750S | 2-3/4" | 1" |
| 7751S | 3-3/4" | 1" |



LOCKING HASP

*Made of 304 Stainless Steel

| Part No. | Width | Length |
|----------|------------|--------|
| 7752S | 29(1-1/8") | 76(3") |



S.S SAFETY HASP (STAMPED) W/FIXEDPLATE

*Made of Stamped 304 Stainless Steel

| Part No | Closed L. | Width |
|---------|-----------|-------|
| 7753S | 2-3/4" | 1" |
| 7754S | 3-3/4" | 1" |



S.S SWIVEL HASP (STAMPED)


*Made of Stamped 304 Stainless Steel

| Part No | Closed L. | Width |
|---------|-----------|--------|
| 7755S | 3" | 1-1/8" |



HEAVY DUTY BARREL BOLT
*Made of Casting 316 Stainless Steel

| Part No | Length | Width | Bolt Length |
|---------|--------|--------|-------------|
| 1209SAS | 3-1/2" | 1-1/2" | 3" |
| 1209SAM | 4-1/4" | 1-1/2" | 4" |
| 1209SAL | 5-1/4" | 1-1/2" | 5" |




HEAVY DUTY BARREL BOLT
*Made of Casting 316 Stainless Steel

| Part No | Length | Width |
|---------|--------|--------|
| 3217SA | 3.4" | 1-1/4" |




HEAVY DUTY BARREL BOLT
*Made of 304 Stainless Steel

| Part No | Base Length | Base Width | Bolt Length |
|---------|-------------|------------|-------------|
| 3327SZ | 72.0mm | 40.0mm | 150.0mm |
| 3327SSZ | 56.5mm | 30.0mm | 128.5mm |
| 3327SLZ | 119.0mm | 40.0mm | 216.5mm |




SELF-LOCKING DEADBOLT
*Made of 316 Stainless Steel

| Part No | A | B | C |
|---------|--------|-------|--------|
| 3438SA | 35.0mm | 8.0mm | 50.0mm |




MAGNETIC DOOR CATCH-SHORT
*Made of 316 Stainless Steel

| Part No. | Stop length | Suction |
|----------|-------------|---------|
| 0442SA1N | 1.8" | 1.5Kg |
| 0442SA4N | 3.5"~4.5" | 2.0kg |



MAGNETIC DOOR CATCH-SHORT
*Made of 316 Stainless Steel

| Part No. | Stop length | Suction |
|----------|-------------|---------|
| 0442SA1 | 2" | 1.5Kg |
| 0442SA2 | 2" | 2.0Kg |
| 0442SA3 | 2" | 5.0Kg |



CUSHIONED DOOR HOLDER
 *Made of Casting 316 Stainless Steel

| Part No | Length | Base |
|---------|--------|------|
| 3161SA | 2.5" | 2" |
| 3161SAL | 3.35" | 2" |



CUSHIONED DOOR HOLDER
 *Made of Casting 316 Stainless Steel

| Part No | Length | Base |
|----------|--------|------|
| 3161SA90 | 3.5" | 2" |




CUSHIONED DOOR HOLDER
 *Made of Casting 316 Stainless Steel

| Part No | Length range | Base |
|---------|----------------|------|
| 3161SAN | 2.56" to 4.33" | 2" |




CUSHIONED DOOR HOLDER
 *Made of Casting 316 Stainless Steel

| Part No | Length range | Base | Suction |
|---------|---------------|------|---------|
| 0442SA5 | 3.22" to 3.7" | 2" | 4.5Kg |




DOOR HOLDER
 *Made of Stainless Steel

| Part No. | Base Size | Height |
|----------|-----------------|--------|
| 1280S | 1-9/16"*1-5/16" | 2-3/4" |
| 1281S | 1-9/16"*1-5/16" | 1-5/8" |
| 1282S | 1-1/16"*1-1/8" | 1-1/2" |




STUD CATCH
 *Made of SS 304

| Part No. | Base Size | Height | MT'L |
|----------|----------------|--------|------------|
| 3019S | 7/16"*1-15/16" | 1/2" | Casted 304 |



HATCH FASTENER
 *Made of 304 Stainless Steel

| Part No | Width | Length |
|---------|-------------|---------------------------|
| 2925SE | 26.5(1.04") | 66~75(2.6"~3") |
| 2925ME | 40(1.57") | 115~125(4.53"~4.92") |
| 2925LE | 60(2.36") | 160.0~180.0((6.25"~7.1")) |



| | | | | |
|--|-------|--------|----------------------|--|
| HANG BUCKLE *Made of 316 Stainless Steel | | | | |
| PartNo | Width | Length | Mounted catch degree | |
| 0462SA | 28.8 | 80.0 | 0 | |
| 0462SAV | 28.8 | 80.0 | 0 | |


| | | | | |
|--|-------|--------|----------------------|--|
| HANG BUCKLE *Made of 316 Stainless Steel | | | | |
| PartNo | Width | Length | Mounted catch degree | |
| 0462SAN | 28.8 | 80.0 | 90 | |


| | | | | |
|--|----------|-------------|--|--|
| HANG BUCKLE *Made of 316 Stainless Steel | | | | |
| PartNo | Width | Length | | |
| 3254SA | 50.0(2") | 112.9(4.5") | | |


| | | |
|---|----|--|
| HOOK *Made of 316 Stainless Steel | | |
| PartNo | A | |
| 3255SA3 | 3" | |
| 3255SA4 | 4" | |


| | | |
|---|------|--|
| HOOK *Made of 316 Stainless Steel | | |
| PartNo | A | |
| 3256SA2 | 2.5" | |
| 3256SA3 | 3" | |


| | | |
|---|------|--|
| HOOK *Made of 316 Stainless Steel | | |
| PartNo | A | |
| 3256SA2N | 2.5" | |
| 3256SA3N | 3" | |
| 3256SA4N | 4" | |


| | | | | |
|--|-----|-----------|-------------|---|
| Hinge *Made of 316 Stainless Steel | | | |  |
| Part No | Dia | Thickness | Bottom hole | |
| 3257SA | 58 | 4.5 | 4.1 | |

| | | | | |
|--|--------|-------|-----------|---|
| ANTI-RATTLE WINDOW STOP *Made of 304 Stainless Steel | | | |  |
| Part No | Length | Screw | Thickness | |
| 3281S | 38.1mm | M4 | 2.5mm | |

| | | | | | |
|--|-------------------------------------|--------------|------------------------|--------|---|
| HANDRAIL W/FINGER GRIP *Made of 304 Stainless Steel/AL | | | | |  |
| Part No. | Stud Distance (Center to Center) | Base Size | Sectional Dimension | M'TL | |
| 3375S8 | 8" | 55*32.4 | 27.5*23.2 | SUS304 | |
| 3375S12 | 12" | 55*32.4 | 27.5*23.2 | SUS304 | |
| 3375AA8 | 8" | 67*44 | 27.5*23.2 | AL | |
| 3375AA12 | 12" | 67*44 | 27.5*23.2 | AL | |

| | | | | |
|---|-------------------------------------|-----------|------------------------|---|
| S.S. HANDRAIL W/FINGERGRIP *Made of 316 Stainless Steel | | | |  |
| Part No. | Stud Distance (Center to Center) | Base Size | Sectional Dimension | |
| 3414SA3 | 300mm | Φ55.0 | Φ22.2 | |
| 3414SA4 | 400mm | Φ55.0 | Φ22.2 | |

| | | | | |
|---|-------------------------------------|--------|-----------|---|
| S.S.HANDRAIL *Made of 304 Stainless Steel | | | |  |
| Part No. | Stud Distance (Center to Center) | Thread | Oval Tube | |
| 2050SB | 12" | 5/16" | 25.4*18.8 | |
| 2051SB | 16" | 5/16" | 25.4*18.8 | |
| 2052SB | 18" | 5/16" | 25.4*18.8 | |
| 2053SB | 24" | 5/16" | 25.4*18.8 | |
| 2054SB | 9" | 5/16" | 25.4*18.8 | |

| | | |
|---|--------|---|
| 5/16-18 DOUBLE END THREAD W/PVC THREAD CAP *Made of 304 Stainless Steel | |  |
| Part No. | Length | |

| | | |
|---------|------|--|
| 1379STD | 60.3 | |
|---------|------|--|

S.S HEAVY DUTY OVAL HANDRAIL W/FLANGE & STUD

*Made of 304 Stainless Steel

| Part No. | Stud Distance (Center to Center) | Stud | Oval Tube |
|----------|-------------------------------------|--------------|-----------|
| 2050S | 304.8(12") | 5/16"*1-3/4" | 25.4*18.8 |
| 2051S | 406.8(16") | 5/16"*1-3/4" | 25.4*18.8 |
| 2052S | 457.2(18") | 5/16"*1-3/4" | 25.4*18.8 |
| 2053S | 609.6(24") | 5/16"*1-3/4" | 25.4*18.8 |
| 2054S | 219.1(8-5/8") | 5/16"*1-3/4" | 25.4*18.8 |



S.S.HANDRAIL

*Made of 316 Stainless Steel

| Part No. | Stud Distance (Center to Center) | Base Dia | Oval Tube | Fastener |
|----------|-------------------------------------|---------------|-----------|----------|
| 2070SA | 9" | Φ57.0(2-1/4") | 25.4*18.8 | 1/4" |
| 2071SA | 12" | Φ57.0(2-1/4") | 25.4*18.8 | 1/4" |
| 2072SA | 16" | Φ57.0(2-1/4") | 25.4*18.8 | 1/4" |
| 2073SA | 18" | Φ57.0(2-1/4") | 25.4*18.8 | 1/4" |
| 2074SA | 24" | Φ57.0(2-1/4") | 25.4*18.8 | 1/4" |



S.S.HANDRAIL

*Made of 304 Stainless Steel

| Part No. | Stud Distance (Center to Center) | Base Size | Round Tube |
|----------|-------------------------------------|-----------|------------|
| 2075S | 9" | 55.0*32.4 | Φ25.4(1") |
| 2076S | 12" | 55.0*32.4 | Φ25.4(1") |
| 2077S | 16" | 55.0*32.4 | Φ25.4(1") |
| 2078S | 18" | 55.0*32.4 | Φ25.4(1") |
| 2079S | 24" | 55.0*32.4 | Φ25.4(1") |




S.S. OVAL HANDRAIL

*Made of 304 Stainless Steel


| Part No. | Stud Distance (Center to Center) | Stud | Oval Tube |
|----------|-------------------------------------|----------|-----------|
| 7870S | 12" | 5/16"*2" | 25.4*18.8 |
| 7872S | 16" | 5/16"*2" | 25.4*18.8 |
| 7873S | 18" | 5/16"*2" | 25.4*18.8 |
| 7875S | 24" | 5/16"*2" | 25.4*18.8 |




| S.S. OVAL HANDRAIL | | | | |
|-------------------------------------|-------------------------------------|---------------|------------|----------|
| *Made of 304 Stainless Steel | | | | |
| Part No. | Stud Distance (Center to Center) | Plate Size | Round Tube | Fastener |
| 9968S | 9" | 1-5/8"*2-1/2" | 1" | 1/4" |




| S.S. HANDRAIL W/LED | | | |
|--------------------------------------|-------------------------------------|------------|-----|
| * Made of 304 Stainless Steel | | | |
| Part No | Stud Distance (Center to Center) | Round Tube | LED |
| 3186S12 | 304.8(12") | 25.4(1") | 2 |
| 3186S18 | 457.2(18") | 25.4(1") | 3 |




| S.S. HANDRAIL | | |
|-------------------------------------|-------------------------------------|------------|
| *Made of 304 Stainless Steel | | |
| Part No. | Stud Distance (Center to Center) | Round Tube |
| 3119S | 16-1/2" | Φ25.4(1") |




| S.S. HANDRAIL | | |
|-------------------------------------|-------------------------------------|------------|
| *Made of 316 Stainless Steel | | |
| Part No. | Stud Distance (Center to Center) | Round Tube |
| 2637SAB8 | 7-1/2" | Φ25.4(1") |



| S.S. HANDRAIL | | |
|-------------------------------------|-------------------------------------|-------------|
| *Made of 304 Stainless Steel | | |
| Part No. | Stud Distance (Center to Center) | Round Tube |
| 9601SR | 10-1/2" | Φ22.2(7/8") |



| S.S. HAND RAIL W/FINGER GRIP | | | |
|-------------------------------------|-------------------------------------|----------|------------|
| *Made of 304 Stainless Steel | | | |
| Part No | Stud Distance (Center to Center) | Stud | Round Tube |
| 2055RS | 219.1(8-5/8") | 5/16"*2" | 25.4(1") |
| 2056RS | 304.8(12") | 5/16"*2" | 25.4(1") |
| 2060RS | 609.6(24") | 5/16"*2" | 25.4(1") |
| 2061RS | 406.4(16") | 5/16"*2" | 25.4(1") |
| 2062RS | 457.2(18") | 5/16"*2" | 25.4(1") |



S.S HANDRAIL

*Made of 316 Stainless Steel

| Part No. | Stud Distance (Center to Center) | Stud | Round Tube |
|----------|-------------------------------------|--------------|------------|
| 7878SA3 | 8" | 5/16"*3-1/4" | Φ22 (7/8") |
| 7878SA | 8" | 5/16"*2" | Φ22 (7/8") |
| 7879SA | 13" | 5/16"*1-1/2" | Φ22 (7/8") |

**TWISTED TUBE SS HANDRAIL**

*Made of 304 Stainless Steel

| Part No. | Stud Distance (Center to Center) | Surface treatment |
|----------|-------------------------------------|--------------------|
| 3463S | 8" | Polishing |
| PV3463S | 8" | Polished black PVD |
| PM3463S | 8" | Satin black PVD |

**TWISTED TUBE SS HANDRAIL**

*Made of 304 Stainless Steel

| Part No. | Stud Distance (Center to Center) | Surface treatment |
|----------|-------------------------------------|--------------------|
| 3463SB | 8" | Polishing |
| PV3463SB | 8" | Polished black PVD |
| PM3463SB | 8" | Satin black PVD |

**S.S HANDRAIL**

*Made of 316 Stainless Steel

| Part No. | I.D. | O.D. | Stud |
|----------|------|------|------|
| 2063SA | Φ23 | Φ25 | 47 |

**S.S.HANDRAIL**

*Made of 304 Stainless Steel

| Part No. | Stud Distance (Center to Center) | Stud | Oval Tube |
|----------|-------------------------------------|--------------|-----------|
| 7774S | 24" | 5/16"*1-3/4" | 25.4*18.8 |



RUBBER BASE PLATE FOR HANDRAIL

*Made of Rubber

| Part No. | Length | Width |
|----------|--------|-------|
| 9628RG | 1.14" | 0.91" |
| 7870RG | 1.42" | 1" |

**TEAK HANDRAIL**

*Made of Teak

| Part No. | Stud Distance (Center to Center) | Stud |
|----------|-------------------------------------|---------|
| 7600T | 22" | 3-M6*40 |
| 7601T | 12" | 2-M6*40 |

**HEAVY DUTY STUD MOUNT CLEAT**

*Made of Investment Cast 316 Stainless Steel

| Part No | Size | Stud |
|---------|------|-----------|
| 2001SA | 10" | 1/2"*3" |
| 2002SA | 8" | 3/8"*2.5" |
| 2003SA | 6" | 5/16"*2" |

**LARGE LIFT HANDLE**

*Die Case Zinc Chrome Plated

| Part No. | Length | Height | Fastener |
|----------|--------|--------|----------|
| 6502S | 6" | 2" | #10(4) |
| 6502SA | 6" | 2" | #10(4) |

**LOW SILHOUETTE CLEAT**

*Die Cast Zinc Chrome Plated


| Part No. | Length | Height | Fastener |
|----------|--------|--------|----------|
| 6202SZ | 6" | 1-3/8" | # 8 FH |


**ZAMAK CHROME PLATED HOLLOW BASE CLEAT**


*Die Case Zinc Chrome Plated


| Part No. | Length | Height | Fastener |
|----------|--------|--------|----------|
| 6201SZN | 4-1/2" | 1-1/8" | # 8 FH |





| | | | | | |
|--|--------|--------|---------------|----------|---|
| HUMPBACK CLEAT | | | | |  |
| *Made of Investment Cast 316 Stainless Steel or Zinc chrome plated | | | | | |
| Part No. | Length | Height | Hole Distance | Material | |
| 6225S | 6" | 1-3/8" | 2" | Zinc | |
| 6225SA | 6" | 1-3/8" | 2" | SUS316 | |

| | | | | |
|------------------------------|--------|---------|----------|---|
| OPEN BASE CLEAT | | | |  |
| *Die Cast Zinc Chrome Plated | | | | |
| Part No. | Length | Height | Fastener | |
| 6221S | 4" | 1-1/4" | # 10 FH | |
| 6222S | 6" | 1-9/16" | # 10 FH | |

| | | | | |
|-------------------------------------|--------|--------|----------|---|
| OPEN BASE CLEAT | | | |  |
| *Made of casted 316 Stainless Steel | | | | |
| Part No | Length | Height | Fastener | |
| 9995SA4 | 4" | 1" | #8 | |
| 9995SA6 | 6" | 1-1/4" | #10 | |
| 9995SA8 | 8" | 1-1/2" | 1/4" | |
| 9995SA10 | 10" | 1-3/4" | 5/16" | |
| 9995SA12 | 12" | 2-1/8" | 5/16" | |

| | | | | |
|--------------------------------------|--------|-------|--------|---|
| FOLDING CLEAT | | | |  |
| *Investment Cast 316 Stainless Steel | | | | |
| Part No. | Length | Width | Height | |
| 3176SA5N | 4.7" | 1.66" | 0.56" | |
| 3176SA6N | 6" | 2" | 0.56" | |
| 3176SA8N | 8" | 2.67" | 0.77" | |

| | | | | | | |
|--------------------------------------|--------|-------|--------|-----------------|-------------|---|
| FOLDING CLEAT | | | | | |  |
| *Investment Cast 316 Stainless Steel | | | | | | |
| Part No. | Length | Width | Height | Centre distance | Long thread | |
| 3176SA5N1 | 4.7" | 1.66" | 2.25" | 2.67" | 1.69" | |

| | | | | |
|------------------------------|--------|-------|-------------|---|
| SS CLEAT | | | |  |
| *Made of 316 Stainless Steel | | | | |
| Part No. | Length | Width | Open Height | |
| 3176SA6 | 6" | 2.1" | 1.75" | |

AUTO CLEAT

*Investment Cast 316 Stainless steel

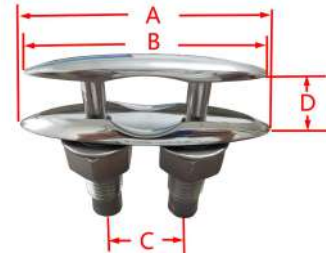
| Part No | L | A | B | C | D | E |
|---------|------|------|------|-------|--------|-------|
| 9987SA4 | 5" | 4.4" | 0.9" | 1.73" | 7/8" | 1/4" |
| 9987SA6 | 6.6" | 6" | 1.1" | 2.28" | 7/8" | 5/16" |
| 9987SA8 | 8.3" | 7.5" | 1.3" | 2.28" | 1-1/4" | 3/8" |



PULL UP CLEAT

*Investment Cast 316 Stainless steel

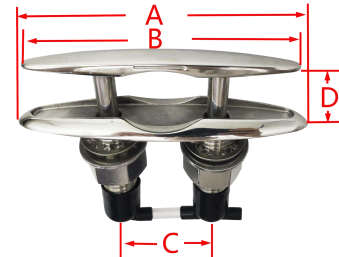
| Part No | A | B | C | D |
|---------|------|------|------|-------|
| 7915SA5 | 5" | 4.3" | 1.9" | 0.85" |
| 7915SA6 | 6.2" | 5.5" | 2.3" | 1.1" |



PULL UP CLEAT

*Investment Cast 316 Stainless steel

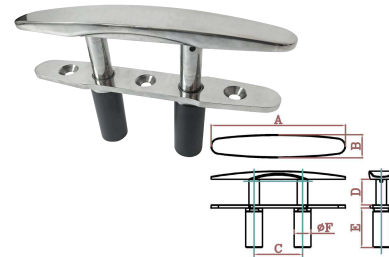
| Part No | A | B | C | D |
|---------|------|------|------|------|
| 7918SA6 | 6.2" | 5.5" | 2.3" | 1.1" |



PULL UP CLEAT

*Investment Cast 316 Stainless steel

| Part No | A | B | C | D | E | F |
|----------|-------|------|-------|------|------|------|
| 3528SA32 | 320.0 | 59.0 | 115.0 | 64.5 | 99.5 | 40.0 |
| 3528SA24 | 240.0 | 54.0 | 85.0 | 44.0 | 74.5 | 35.0 |
| 3528SA18 | 180.0 | 44.0 | 65.0 | 28.0 | 56.0 | 25.0 |
| 3528SA15 | 152.5 | 41.0 | 55.0 | 25.0 | 47.5 | 25.0 |
| 3528SA12 | 120.0 | 32.0 | 45.0 | 23.5 | 46.5 | 18.0 |





S.S. HEAVY DUTY CLEAT


* Made of 316 Stainless Steel


| Part No. | Cross bar | Height | Base |
|----------|---------------|--------|------------------|
| 7910SAO | 19.6*10.5*150 | 45.0 | 5.0t*30.0*89.5 |
| 7911SAO | 22.0*15.0*205 | 55.0 | 5.0t*35.0*120.5 |
| 7912SAO | 29.0*18.0*265 | 70.0 | 8.0t*40.0*150.0 |
| 7913SAO | 38.0*22.0*310 | 80.0 | 10.0t*50.0*160.0 |




| | | | | |
|---|---------------|--------|-----------------------|---|
| S.S. HEAVY DUTY CLEAT * Made of 316 Stainless Steel | | | |  |
| Part No. | Cross bar | Height | Base (Arc flat) | |
| 7911SA2 | 22.0*15.0*205 | 55.0 | 120.0*31.8*7.9*R19.9 | |
| 7912SA2 | 29.0*18.0*265 | 70.0 | 150.0*38.1*9.5*R23.9 | |
| 7913SA5 | 38.0*22.0*310 | 80.0 | 160.0*50.8*12.7*R31.8 | |

| | | | | | |
|---|---------|--------|---------------|------------|---|
| S.S. HEAVY DUTY STUD MOUNT CLEAT *Made of 316 Stainless Steel | | | | |  |
| Part No | Length | Height | Base | Stud | |
| 1313SA | 10" | 2-1/2" | 7-1/2"*2-1/4" | 3/8"-16UNC | |
| 1314SA | 12-3/4" | 3-3/4" | 9-1/2"*2-3/4" | 1/2"-13UNC | |

| | | | | |
|--|--------|--------|--------|--|
| S.S. HEAVY DUTY CLEAT *Made of 316 Stainless Steel | | | |  |
| Part No | Length | Height | Base | |
| 9942SA | 160 | 60 | 160*55 | |
| 9943SA | 200 | 70 | 200*68 | |
| 9944SA | 240 | 85 | 240*70 | |
| 9945SA | 300 | 103 | 300*80 | |
| 9946SA | 350 | 115 | 350*88 | |

| | | | | | |
|--|--------|--------|---------|--------|---|
| S.S. HEAVY DUTY CLEAT *Made of 316 Stainless Steel | | | | |  |
| Part No | Length | Height | Base | Thread | |
| 2575SA35 | 350 | 115 | 300*85 | M16 | |
| 2575SA41 | 415 | 140 | 360*98 | M20 | |
| 2575SA46 | 465 | 180 | 380*130 | M20 | |

| | | | |
|--|--------|--------|---|
| S.S. X TYPE CLEAT *Made of 316 Stainless Steel | | |  |
| Part No | Length | Height | |
| 3100SA | 220 | 50 | |

| | | | |
|---|--------|--------|---|
| S.S. CLEAT *Made of 316 Stainless Steel | | |  |
| Part No | Length | Height | |
| 7916SA | 163 | 86 | |

S.S. CLEAT

*Made of 316 Stainless Steel

| Part No | Length | Height |
|---------|--------|--------|
| 7917SA6 | 152 | 36 |
| 7917SA8 | 203 | 48 |

**BOW CHOCKS 6-1/8" WIDE OPENING**

* Made of 316 Stainless Steel

| Part No. | Unit | Length | Line Size | Fastener |
|-----------|------|--------|-----------|----------|
| 1253SAL/R | Pair | 6-1/8" | 7/8" | #12 |

**FAIRLEADS**

*Made Of Injection Mold Nylon

| Part No. | Max line Φ | Width*Height |
|----------|-----------------|--------------------|
| 9821P | 17(0.67") | 55*30(2.16"*1.18") |
| 9822P | 13(0.51") | 41*23(1.61"*0.9") |

**FAIRLEADS**

*Made Of Injection Mold Nylon W/S.S Insert

| Part No. | Max line Φ | Width*Height |
|----------|-----------------|--------------------|
| 9821S | 17(0.67") | 55*30(2.16"*1.18") |
| 9822S | 11.4(0.45") | 41*23(1.61"*0.9") |

**S.S ANCHOR ROLLER W/NYLON ROLLER**

*Made of 304 Stainless Steel

| Part No. | Length | Width | High |
|----------|-------------|--------------------------|------|
| 2204S | 200(7-3/4") | 96(3-3/4")*57(2-1/4") | 75 |
| 2205S | 230(8-7/8") | 125(5")*57(2-1/4") | 75 |
| 2206S | 250(9-7/8") | 148(5-13/16")*57(2-1/4") | 75 |

**S.S ANCHOR ROLLER W/NYLON ROLLER**

*Made of 304 Stainless Steel

| Part No. | Length | Width | High |
|----------|--------------|--------------------------|------|
| 2207S | 330(12-7/8") | 96(3-3/4")*57(2-1/4") | 110 |
| 2208S | 360(14") | 125(5")*57(2-1/4") | 110 |
| 2209S | 380(15") | 148(5-13/16")*57(2-1/4") | 110 |



S.S ANCHOR ROLLER W/NYLON ROLLER

*Made of 304 Stainless Steel

| Part No. | Length | Width | High |
|----------|--------------|--------------------------|------|
| 2207F | 330(12-7/8") | 96(3-3/4")*57(2-1/4") | 110 |
| 2208F | 360(14") | 125(5")*57(2-1/4") | 110 |
| 2209F | 380(15") | 148(5-13/16")*57(2-1/4") | 110 |

**S.S ANCHOR ROLLER W/NYLON ROLLER**

*Made of 304 Stainless Steel

| Part No. | Length | Width | High |
|----------|--------------|--------------------------|------|
| 2207SN | 330(12-7/8") | 96(3-3/4")*57(2-1/4") | 110 |
| 2208SN | 360(14") | 125(5")*57(2-1/4") | 110 |
| 2209SN | 380(15") | 148(5-13/16")*57(2-1/4") | 110 |

**S.S ELECTRO POLISHED ANCHOR ROLLER**

*Made of Electro-Polished 304 Stainless Steel

| Part No | Length | Width | Roller size |
|---------|---------|--------|----------------|
| 7553S | 15" | 2" | Φ2-1/2"*1-3/4" |
| 7554S | 23-1/4" | 3-1/2" | Φ4"*3-3/8" |

**BOW ROLLER**

*Made of 304 Stainless Steel

| Part No | Length | Width | Roller Size | Color | Thk |
|---------|--------------|-------------|----------------|-------|----------|
| 2211S | 158.8(6.25") | 44.5(1.75") | φ2-1/2"*1-3/4" | Black | 2(5/64") |
| 2211SHB | 158.8(6.25") | 44.(1.75") | φ2-1/2"*1-3/4" | Black | 4(5/32") |
| 2211SHW | 158.8(6.25") | 44.5(1.75") | φ2-1/2"*1-3/4" | White | 4(5/32") |

**ANCHOR ROLLER W/PU ROLLER**

*Made of Stamped 304 Stainless Steel / PU


| Part No | Length | Width | Roller size |
|---------|--------|--------|----------------|
| 7550S | 9" | 1-3/4" | Φ2-1/2"*1-3/4" |


**S.S ELECTRO POLISHED ANCHOR ROLLER**


*Made of Stamped 304 Stainless Steel / PU


| Part No | Length | Width | Roller Size | Thk |
|---------|--------|-------|----------------|------------|
| 7552SE | 11" | 2" | φ2-1/2"*1-3/4" | 3.0*(7/64) |
| 7552SHE | 11" | 2" | φ2-1/2"*1-3/4" | 4.0*(5/32) |





| | | | | |
|--|--------|--------|----------------|---|
| S.S ELECTRO POLISHED ANCHOR ROLLER | | | |  |
| *Made of Electro-Polished 304 Stainless Steel / PU | | | | |
| Par No | Length | Width | Roller size | |
| 7556SE | 8-3/4" | 2-1/4" | Φ2"*2" | |
| 7556SC | 8-3/4" | 2" | Φ2-1/2"*1-5/8" | |

| | | | | |
|---|---------|-------|----------------|---|
| S.S POLISHED ANCHOR ROLLER | | | |  |
| *Made of Hand-Polished 304 Stainless Steel / PU | | | | |
| Part No | Length | Width | Roller size | |
| 0373S | 10-1/2" | 2" | Φ1-7/8"*1-5/8" | |

| | | | | | |
|---|---------|---------|----------------|----------|---|
| S.S ELECTRO POLISHED ANCHOR ROLLER | | | | |  |
| *Made of Electro-Polished 304 Stainless Steel | | | | | |
| Part No. | Length | Width | Roller Dia | Thk | |
| 7557SE | 15-1/4" | 2-1/16" | Φ2-1/2"*1-3/4" | 3(7/64") | |
| 7557SHE | 15-1/4" | 2-1/16" | Φ2-1/2"*1-3/4" | 4(5/32") | |

| | | | | |
|---|--------|--------|-------------|---|
| S.S ELECTRO POLISHED ANCHOR ROLLER | | | |  |
| *Made of Electro-Polished 304 Stainless Steel | | | | |
| Part No. | Length | Width | Roller Size | |
| 7558S | 19" | 3-1/2" | Φ3"*3" | |

| | | | | |
|--|---------|--------|-----------------|---|
| S.S ELECTRO POLISHED NARROW ANCHOR ROLLER | | | |  |
| *Electro-Polished 304 Stainless Steel | | | | |
| Part No. | Length | Width | Roller Dia | |
| 7560S | 19-7/8" | 2-7/8" | 2-11/16"*2-3/8" | |

| | | | | |
|---|--------|--------|-------------|---|
| ELECTRO POLISHED S.S ANCHOR ROLLER | | | |  |
| *Electro-Polished 304 Stainless Steel | | | | |
| Part No. | Length | Width | Roller Size | |
| 7562S | 23" | 3-3/4" | Φ3"*3-3/8" | |

| | | | |
|---------------------------------------|---------|--------|---|
| ANCHOR ROLLER | | |  |
| *Electro-Polished 304 Stainless Steel | | | |
| Part No. | Length | Width | |
| 7543S | 22-3/4" | 3-1/4" | |

ANCHOR ROLLER

*Electro-Polished 304 Stainless Steel

| Part No. | Length | Width |
|----------|---------|--------|
| 1213S | 25-1/2" | 3-3/8" |
| 1215S | 26-1/4" | 3-3/8" |
| 9914S | 31-3/4" | 4-1/2" |

**PLATFORM BOW ROLLER**

*Electro-Polished 304 Stainless Steel

| Part No. | Height | Width | Roller Size |
|----------|--------|--------|----------------|
| 7563S | 6" | 1-3/4" | Φ2-1/2"*1-3/4" |
| 7564S | 6" | 3-1/2" | Φ3"*3-3/8" |

**PLATFORM BOW ROLLER**

*Electro-Polished 304 Stainless Steel

| Part No. | Height | Width | Roller Size |
|----------|--------|--------|-------------|
| 9967SE | 3-7/8" | 3-1/2" | Φ3"*3-3/8" |

**STERN FAIRLEAD ANCHOR ROLLER**

*Stamped 304 Stainless steel

| Part No. | Height | Length | Roller Size |
|----------|--------|--------|----------------|
| 7538SE | 3-5/8" | 6-1/4" | Φ2-1/2"*1-3/4" |

**STERN FAIRLEAD ANCHOR ROLLER**

*Stamped 316 Stainless steel

| Part No. | Length | Width | Height |
|----------|--------|-------|--------|
| 3311SA | 150mm | 100mm | 100mm |
| 3311SAN | 180mm | 154mm | 120mm |

**REPLACEMENT ROLLER**

*Made of POM

| Part No. | Dia. | Width | Anchor model |
|----------|-------|--------|---------------|
| 4051P | 3" | 2.375" | 4051SA/4052SA |
| 7555P | 2.36" | 2.81" | 7555S |
| 7559P | 2" | 2.64" | 7559S |
| 7548P | 2.25" | 2.31" | 7548SA |



REPLACEMENT ROLLER

*Made of PU

| Part No. | Dia. | Width | Bushing | Anchor model |
|----------|----------|--------|---------|------------------------|
| 7556U | 2" | 2" | 3/8" | 7556S 7557S、7563S、 |
| 7563U | 2-1/2" | 1-3/4" | 3/8" | 2211S、7550S、 7552S |
| 7560U | 2-11/16" | 2-3/8" | 1/2" | 7560S |
| 7558U | 3" | 3" | 1/2" | 7558S |
| 7564U | 3" | 3-3/8" | 1/2" | 7562S、7564S、 9967SE |
| 1210U | 4" | 4" | 1/2" | |
| 7554U | 4" | 3-3/8" | 1/2" | 7554S |



CHAIN STOPPER

*Made of 316 Stainless Steel

| Part No | Height | Width | Depth |
|---------|--------|----------|--------|
| 9993SA | 2-3/8" | 2-11/16" | 3-1/8" |



ANCHOR CHAIN TENSIONER

*Made of 316 Stainless Body with 304 Stainless Pin

| Part No. | Width | Length |
|----------|--------|--------|
| 9934SE | 1-3/4" | 8-1/4" |



ANCHOR LOCK

*Made of 304 Stainless and Electro-polished

| Part No | Length | Width. | Height | Pin | For anchors |
|---------|--------|--------|--------|-------|-------------|
| 3073SE | 4" | 1.5" | 1.5" | 5/16" | 70Ib |



WING ANCHOR

*Made of 316 Stainless Steel

| Part No | Weight | Length(mm) | Width(mm) | High(mm) |
|----------|--------|------------|-----------|----------|
| 9980SA5 | 5kg | 560 | 205 | 245 |
| 9980SA8 | 7.5kg | 625 | 240 | 250 |
| 9980SA10 | 10kg | 400 | 280 | 280 |
| 9980SA15 | 15kg | 730 | 315 | 235 |
| 9980SA20 | 20kg | 870 | 350 | 390 |
| 9980SA30 | 30kg | 980 | 370 | 420 |
| 9980SA50 | 50kg | 1210 | 490 | 610 |



BRUCE ANCHOR

*Made of 316 Stainless Steel

| Part No | Weight | Length(mm) | Width(mm) | High(mm) |
|----------|--------|------------|-----------|----------|
| 9992SA5 | 5kg | 460 | 260 | 305 |
| 9992SA8 | 7.5kg | 535 | 305 | 350 |
| 9992SA10 | 10kg | 585 | 340 | 390 |
| 9992SA15 | 15kg | 665 | 410 | 440 |
| 9992SA20 | 20kg | 730 | 420 | 500 |
| 9992SA30 | 30kg | 826 | 450 | 525 |



DANFORTH ANCHOR

*Made of 316 Stainless Steel

| Part No | Weight | Length(mm) | Width(mm) | High(mm) |
|----------|--------|------------|-----------|----------|
| 9170SA5 | 5kg | 440 | 155 | 650 |
| 9170SA8 | 7.5kg | 550 | 160 | 690 |
| 9170SA10 | 10kg | 600 | 190 | 740 |
| 9170SA15 | 15kg | 650 | 210 | 765 |
| 9170SA20 | 20kg | 740 | 230 | 920 |
| 9170SA30 | 30kg | 700 | 215 | 880 |
| 9170SA50 | 50kg | 830 | 270 | 1050 |



RAIL MOUNT ANCHOR BRACKETS

* Made of 304 Stainless Steel

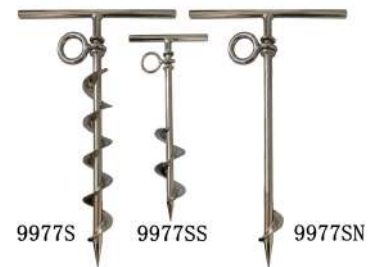
| Part No. | Rail | Clamps to |
|----------|------------|---|
| 8585SE1 | Horizontal | Round tube 7/8" to 1" Square tube 5/8" to 3/4" |
| 8585SE2 | Vertical | Round tube 7/8" to 1" Square tube 5/8" to 3/4" |
| 8585SE1L | Horizontal | Round tube 1" to 1-1/4" Square tube 7/8" to 1" |
| 8585SE2L | Vertical | Round tube 1" to 1-1/4" Square tube 7/8" to 1" |



GROUND ANCHOR

* Made of 304 Stainless Steel

| Part No. | Length | Width | Dia |
|----------|--------|-------|--------|
| 9977S | 13.5" | 8.0" | 0.473" |
| 9977SS | 10.6" | 4.53" | 0.394" |
| 9977SN | 13.5" | 8.0" | 0.473" |



FOLD GROUND ANCHOR

* Made of 304 Stainless Steel

| Part No. | Length | Width | Dia |
|----------|--------|-------|--------|
| 9977S3 | 13.5" | 8.0" | 0.473" |

**GROUND ANCHOR**

* Made of 304 Stainless Steel&C.P.Steel

| Part No. | Length | Width | Dia | Material |
|----------|--------|-------|-------|-----------|
| 9978S | 18" | 3.5" | 0.35" | SUS304 |
| 9978CPS | 18" | 3.5" | 0.35" | C.P.Steel |

**RAIL MOUNTS ANTENNA BRACKET**

*Made of nylon.These Mounts Clamp securely to 7/8" and 1" rails.

| Part No | Thread |
|---------|--------|
| 9922P | 1"-14 |

**RAIL MOUNTS ANTENNA BRACKET**

*Made of 316 Stainless Steel

| Part No | Tube | Threaded antenna stud |
|---------|------------|-----------------------|
| 1256SAN | 7/8" To 1" | 1"-14 |

**RAIL MOUNTS ANTENNA BRACKET**

*Made of 316 Stainless Steel

| Part No | Tube | Threaded antenna stud |
|---------|------------|-----------------------|
| 1257SAN | 7/8" To 1" | 1"-14 |



ADJUSTABLE ANTENNA BASE WITH 1"-14 THREADS

*This ratchet mount has the same hole position as all plastic mount.

*You can replace your mount w/o making new holes.

| Part No | Fastener ctr. to ctr. | Base | Fastener | M'TL |
|---------|--------------------------|----------------|----------|--------|
| 6060S | 2-13/16"* 1-13/16" | 3-5/8"*2-9/16" | 1/4"FH | ZAMAK |
| 1166SA | 2-13/16"* 1-13/16" | 3-5/8"*2-9/16" | 1/4"FH | S.S316 |
| 6061P | 2-13/16"* 1-13/16" | 3-1/2"*2-9/16" | 1/4"FH | NYLON |



PLASTIC SHIM

* Plastic shim for sloping deck.

| Part No | Length | Width | Description |
|---------|--------|---------|-------------|
| 1464P | 3-5/8" | 2-5/32" | Short taper |
| 1465P | 3-5/8" | 2-5/32" | Long taper |



FIXED ANTENNA BASE

* This antenna base will accept any standard antenna with 1"-14 threads.

| Part No | Base | High | M'TL |
|---------|----------|--------|-------|
| 9921P | 2-13/16" | 1-5/8" | Nylon |
| 9921SA | 2-13/16" | 1-5/8" | SS316 |



TUBE MOUNT ANTENNA BASE, WITH 1"-14 THREADS

*Made of Casting 316 Stainless Steel

| Part No. | Length | Fits Tube | Fastener |
|----------|--------|-----------|------------|
| 1167SA | 2" | 1" | 1/4"-28UNF |




SWIVEL TALL ANTENNA BASE


*Made of Casting 316 Stainless Steel


Not Available For The USA


| Part No | Length | Base Dia | Fastener |
|---------|--------|----------|----------|
| 1170SA | 4-1/2" | 2-13/16" | #12FH |




| | | | | |
|---|--------|----------|-----------|---|
| FIXED ANTENNA BASE, WITH 1"-14 THREADS *Made of 304 Stainless Steel | | | |  |
| Part No | Length | Base Dia | Tube.O D | |
| 1163SS | 39.9 | Φ77.0 | Φ25.4(1") | |
| 1163SL | 104.9 | Φ77.0 | Φ25.4(1") | |

| | | | | |
|--|------------|-------------|---------------|---|
| FIXED ANTENNA BASE, WITH 1"-14 THREADS-HEAVY DUTY *Made of 304 Stainless Steel | | | |  |
| 1617S | 101.6(4") | 72.0(2.83") | 26.9(1-1/16") | |
| 1617L | 305.0(12") | 72.0(2.83") | 26.9(1-1/16") | |
| | | | | |

| | | | | |
|---|------------|----------------|--|--|
| ANTENNA MOUNT EXTENSION WITH 1"-14 THREADS *Made of 304 Stainless Steel | | | |  |
| Part No | Length | Tube O.D | | |
| 1619A | 152.4(6") | Φ26.9(1-1/16") | | |
| 1619B | 304.8(12") | Φ26.9(1-1/16") | | |
| 1619C | 609.6(24") | Φ26.9(1-1/16") | | |

| | | | |
|---|--------|-------|---|
| ANTENNA STAND OFF BRACKET *Made of Nylon. Heavy-duty upper standoff bracket for high-dB VHF antennas and SSB antennas. Accommodates 1", 1-1/8", 1-1/4", 1-1/2" dia. | | |  |
| Part No | Height | Width | |
| 9918P | 4-1/2" | 5" | |

| | | | | |
|--|--------|---------------|-------|---|
| ADJUSTABLE STAND-OFF EXTENSION *Consists of two nylon or Casting #316 fittings and one stainless steel tube. Adjustable distance is from 3"-9". | | | |  |
| Part No | Length | Centrum Width | M'TL | |
| 9923P | 8" | 4" | NYLON | |
| 9923S | 8" | 4" | S.S | |
| | | | | |

TELESCOPING DROP LADDER

*Made of 304 Stainless Steel

| Part No | Step | Length Deployed | Length Stowed | C-C |
|---------|------|--------------------|------------------|-----|
| 7321A | 2 | 23.5" | 13-1/2" | 10" |
| 7331A1 | 3 | 35" | 14-1/2" | 10" |
| 7341R | 4 | 45.5" | 15-1/2" | 10" |



TITANIUM TELESCOPING DROP LADDER

*Made of Titanium

| Part No | Step | Length Deployed | Length Stowed | C-C |
|---------|------|--------------------|------------------|-----|
| T7331A1 | 3 | 35" | 14-1/2" | 10" |
| T7341R | 4 | 45.5" | 15-1/2" | 10" |



TELESCOPING DROP LADDER(OVAL TUBE)

*Made of 304 Stainless Steel

| Part No. | Step | Length deployed h | Length Stowed | C-C |
|----------|------|----------------------|------------------|-----|
| 7331SDOV | 3 | 35" | 14-1/2" | 10" |
| 7341SDOV | 4 | 44-1/2" | 15-1/2" | 10" |
| 7351SDOV | 5 | 54" | 17" | 10" |



TELESCOPING DROP LADDER(OVAL TUBE)

*Made of 304 Stainless Steel

| Part No. | Step | Length deployed h | Length Stowed | C-C |
|----------|------|----------------------|------------------|-----|
| 7331SOVH | 3 | 33.5" | 14.5" | 10" |
| 7341SOVH | 4 | 44.5" | 16.0" | 10" |
| 7351SOVH | 5 | 54" | 17" | 10" |



TELESCOPING DROP LADDER

*Made of 304 Stainless Steel

| Part No | Step | Length Deployed | Length Stowed | C-C |
|---------|------|--------------------|------------------|-----|
| 8531S2R | 2 | 23.5" | 13-1/2" | 14" |
| 8531S3R | 3 | 35" | 14-1/2" | 14" |
| 8531S4R | 4 | 45.5" | 15-1/2" | 14" |
| 8531S5R | 5 | 56" | 18-1/8" | 14" |
| 8531S6R | 6 | 67" | 19-3/8" | 14" |



TELESCOPING DROP LADDER W/HANDLE

*Made of 304 Stainless Steel

| Part No. | Step | Length Deployed | Length Stowed | C-C |
|----------|------|--------------------|------------------|-----|
| 7321A1Y | 2 | 23-1/2" | 13-1/3" | 10" |
| 7331SMH | 3 | 34-3/16" | 14-7/8" | 10" |
| 7341SMH | 4 | 45-5/8" | 15-5/8" | 10" |



TELESCOPING DROP LADDER(ROUND TUBE)

*Made of 304 Stainless Steel

| Part No. | Step | Length deployed h | Length Stowed | C-C |
|----------|------|----------------------|------------------|-----|
| 7331SDB | 3 | 35" | 14-1/2" | 10" |
| 7341SDB | 4 | 45-1/2" | 15" | 10" |
| 7351SDB | 5 | 56" | 17" | 10" |




UNDER PLATFORM LADDER

*Made of 304 Stainless Steel


| Part No. | Step | Length Deployed | Length Stowed | Height Stowed | C-C |
|----------|------|--------------------|------------------|------------------|-----|
| 7322S | 2 | 26" | 17" | 5" | 10" |
| 7332S | 3 | 37" | 18" | 6" | 10" |




| UNDER PLATFORM LADDER | | | | | |
|------------------------------|------|--------------------|------------------|-----------------|-----|
| *Made of 304 Stainless Steel | | | | | |
| Part No. | Step | Length Deployed | Length Stowed | Ladder Width | C-C |
| 7323S | 2 | 23.5" | 13.5" | 11-1/8" | 10" |
| 7333S | 3 | 35" | 14.5" | 12-1/4" | 10" |




| S.S. LADDER | | | | |
|------------------------------|------|--------------------|------------------|-------|
| *Made of 304 Stainless Steel | | | | |
| Part No | Step | Length deployed | Length Stowed | Width |
| 7331BBD | 3 | 701.0 | 305.0 | 292.0 |
| 7341BBD | 4 | 925.5 | 314.5 | 279.4 |




| OVER PLATFORM LADDER | | | | |
|------------------------------|------|--------------------|------------------|-----|
| *Made of 304 Stainless Steel | | | | |
| Part No. | Step | Length Deployed | Length Stowed | C-C |
| 7324S | 2 | 23.5" | 13.5" | 10" |
| 7334S | 3 | 35.0" | 14.5" | 10" |



| LADDER | | | | |
|------------------------------|------|--------------------|------------------|-------|
| *Made of 316 Stainless Steel | | | | |
| Part No. | Step | Length Deployed | Length Stowed | C-C |
| 8347S1Y | 4 | 44" | 15.2" | 10" |
| 8347S4Y | 4 | 33.5" | 13" | 11.4" |



| UNDER PLATFORM LADDER | | | | |
|------------------------------|------|--------------------|------------------|----------|
| *Made of 304 Stainless Steel | | | | |
| Part No. | Step | Length Deployed | Length Stowed | C-C |
| 7325S | 2 | 596(23.5") | 343(13.5") | 254(10") |
| 7335S | 3 | 889 (35") | 368(14.5") | 254(10") |
| 7345S | 4 | 1155.7(45.5") | 393.7(15.5") | 254(10") |



UNDER PLATFORM LADDER WITH LOCK

*Made of 304 Stainless Steel

| Part No. | Step | Length Deployed | Length Stowed | C-C |
|----------|------|--------------------|------------------|-----|
| 7325SH1 | 2 | 23.5" | 15.5" | 10" |
| 7335S2 | 3 | 35" | 16.75" | 10" |



UNDER SWIM PLATFORM LADDER

* Made of 304 Stainless Steel

| Part No | Step | Length Deployed | Length Stowed | Overall Width | Height Stowed |
|---------|------|--------------------|------------------|------------------|------------------|
| 9925S2S | 2 | 23-1/2" | 15-1/2" | 13-1/2" | 5" |
| 9925S3S | 3 | 34-3/4" | 15-1/2" | 13-1/2" | 5" |
| 9925S4S | 4 | 45-1/2" | 16-7/8" | 13-4/5" | 5-1/4" |



LADDERS

*Made of 304 Stainless Steel

| Part No. | Step | Length | Width |
|----------|------|--------------|-------------|
| 7326SAB | 3 | 677.4(26.7") | 231.6(9.1") |
| 7336SAB | 4 | 963.3(38") | 231.6(9.1") |




S.S FOLDING LADDER

*Made of 304 Stainless Steel


| Part No. | Step | Width | Length Stowed | Length Deployed |
|----------|------|--------------|------------------|--------------------|
| 7101S | 2+1 | 200.0(7.87") | 320.0(12.6") | 600.0(23.6") |
| 7102S | 2+2 | 235.0(9.25") | 449.0(17.7") | 880.0(34.6") |
| 7104S | 3+2 | 235.0(9.25") | 728.2(28.7") | 1085.0(42.7") |
| 7105S | 2+3 | 254.0(10") | 606.7(23.9") | 1085.0(42.7") |
| 7106S | 3+3 | 254.0(10") | 728.6(28.7") | 1315.0(51.8") |




| S.S BOARDING LADDER | | | | |
|------------------------------|------|-----------------|---------------|------------|
| *Made of 304 Stainless Steel | | | | |
| Part No. | Step | Length Deployed | Length Stowed | C-C |
| 7104SR | 3+2 | 1300.0(51.2") | 936.1(36.7") | 254.0(10") |
| 7105SR | 2+3 | 1300.0(51.2") | 686.5(27.0") | 254.0(10") |
| 7106SR | 3+3 | 1530.0(60.2") | 936.1(36.7") | 254.0(10") |




| S.S LADDER | | | |
|------------------------------|-----------------|---------------|---------|
| *Made of 304 Stainless Steel | | | |
| Part No. | Length Deployed | Length Stowed | Width |
| 7103S2 | 49-1/4" | 37-1/4" | 11-3/8" |




| LADDERS | | | |
|-------------------------------|--------|-------|------|
| * Made of 304 Stainless Steel | | | |
| Part No. | Length | Width | Step |
| 3118SN | 36.5" | 13.9" | 3 |




| S.S FOLDING LADDER | | | | |
|------------------------------|---------|---------|------|------------------|
| *Made of 304 Stainless Steel | | | | |
| Part No. | Length | Width | Step | Rope combination |
| 7114S | 24" | 10-4/5" | 2 | No |
| 7115S | 31-1/2" | 10-4/5" | 3 | No |
| 7115SN | 31-1/2" | 10-4/5" | 3 | Yes |




| LADDERS | | | | |
|--------------------|--------|-------|------|------|
| *Made of Aluminium | | | | |
| Part No. | Length | Width | Step | Rope |
| 7116AA | 35" | 13.9" | 2 | No |
| 7116AAN | 35" | 13.9" | 2 | Yes |
| 7117AA | 47" | 13.9" | 3 | No |




| | | | |
|-------------------------------|--------|-------|------|
| LADDERS | | | |
| * Made of 304 Stainless Steel | | | |
| Part No. | Length | Width | Step |
| 3074S | 37" | 16.3 | 4 |




| | | | | |
|--------------------------------|------|-------|---------------|-----------------|
| FOLDING PLATFORM LADDER | | | | |
| *Made of 304 stainless steel | | | | |
| Part No. | Step | Width | Length Stowed | Length Deployed |
| 3135S | 2 | 12" | 14-3/8" | 24" |




| | | | | | |
|------------------------------|------|-----------------|---------------|---------------|---------------|
| S.S ARTHROSIS LADDER | | | | | |
| *Made of 304 Stainless Steel | | | | | |
| Part No | Step | Length Deployed | Length Stowed | Height Stowed | Centrum Width |
| 7121S | 2+2 | 1070.0 | 710.0 | 195.0 | 355.0 |
| 7122S | 2+2 | 850.0 | 430.0 | 121.6 | 260.0 |




| | | | | |
|---|------|-----------------|---------------|-------|
| S.S TELESCOPING DROP LADDER/FOR SAILBOAT | | | | |
| *Made of 304 Stainless Steel | | | | |
| Part No. | Step | Length Deployed | Length Stowed | Width |
| 3223S | 2 | 23" | 13-1/2" | 16" |




| | |
|-------------------------------|--------------------|
| OUT BOST SWIM PLATFORM | |
| *Made of 304 Stainless Steel | |
| Part No | Platform |
| 9924SOB1 | 0.75T**18**W*14**D |
| 9924SOB2 | 0.75T**18**W*14**D |
| 9924SOB3 | 0.75T**18**W*14**D |




| | | |
|--|-----------------|---|
| <p>TELESCOPING TRANSOM LADDER *Made of 304 Stainless Steel</p> | |  |
| Part No | Platform | |
| 9924SUDB3 | 7/8”T*18”W*10”D | |

| | | |
|---|------------------|---|
| <p>IN BAAT SWIM PLATFORM *Made of 304 Stainless Steel</p> | |  |
| Part No. | Platform | |
| 9924SIB1 | 0.75T”*18”W*14”D | |
| 9924SIB2 | 0.75T”*18”W*14”D | |
| 9924SIB3 | 0.75T”*18”W*14”D | |

| | | |
|--|---------------|--|
| <p>TELESCOPING TRANSOM LADDER *Made of 304 Stainless Steel</p> | |  |
| Part No | Platform | |
| 9924SDB3 | 1”T*18”W*14”D | |

| | | |
|--|------------------|---|
| <p>PLATFORM *Made of 304 Stainless Steel</p> | |  |
| Part No. | Platform | |
| 9924S1 | 0.75T”*18”W*14”D | |
| 9924S2 | 0.75T”*18”W*14”D | |
| 9924S3 | 0.75T”*18”W*14”D | |

| | | | | | |
|---|------|-----------------|---------------|-------|---|
| <p>RETRACTABLE HANDRAIL LADDER *Made of 316 Stainless Steel</p> | | | | |  |
| Part No. | Step | Length Deployed | Length Stowed | Width | |
| 4229SAN | 3 | 34.6” | 14.5” | 12” | |
| 4229SA4N | 4 | 45.7” | 15.8” | 12” | |

OVER PLATFORM LADDER W/HANDLE

*Made of 316 Stainless Steel

| Part No. | Step | Length | | Width |
|----------|------|----------|--------|-------|
| | | Deployed | Stowed | |
| 9326SAN3 | 3 | 36.7" | 16.5" | 11.8" |
| 9326SAN4 | 4 | 46.4" | 16.5" | 11.8" |



FOLDING BOARDING LADDER

* Made of 304 Stainless Steel

| Part No | Step | Length | | C-C |
|---------|------|----------|--------|-----|
| | | Deployed | Stowed | |
| 7139SNT | 4 | 45.13" | 28.4" | 13" |
| 7140SNT | 5 | 55.76" | 38.25" | 13" |



TELESCOPING STAINLESS STEEL GUNWALE HOOK LADDER

* Made of 304 Stainless Steel

| Part No | Step | Length | | Width | 7140SNCW Fixed base |
|----------|------|----------|---------|-------|------------------------|
| | | Deployed | Stowed | | |
| 8587S4 | 4 | 46" | 27-3/4" | 16" | W/O Fixed base |
| 8587ASY4 | 4 | 46" | 27-3/4" | 16" | W/ Fixed base |



LADDER INSERT PLUG

*Made of Injection Molded PP

| Part No | Length | I.D. | Flange O.D. |
|----------|--------|------|-------------|
| 8379PB | 2.9" | 1.1" | 2.75" |
| 8379PB32 | 2.9" | 1.5" | 3" |



FIXED BASE ASSEMBLY

*Made of 304 Stainless Steel and Nylon

| Part No | Mounting groove size |
|----------|----------------------|
| 7140SNCW | 5/16" |



REMOVABLE FOLDING PONTOON BOARDING LADDER

* Made of ALUMINIUM

| Part No | Step | Length Deployed | Length Stowed | Width |
|---------|------|-----------------|---------------|---------|
| 3136AA4 | 4 | 42-3/4" | 30-1/8" | 15-7/8" |



STAINLESS STEEL GUNWALE HOOK LADDER

* Made of 304 Stainless Steel

| Part No | Step | Hook | Length | Width |
|---------|------|------|--------|-------|
| 3083S2 | 2 | 7" | 24" | 16" |
| 3084S2 | 2 | 11" | 24" | 16" |
| 3083S3 | 3 | 7" | 36" | 16" |
| 3084S3 | 3 | 11" | 36" | 16" |
| 3083S4 | 4 | 7" | 48" | 16" |
| 3084S4 | 4 | 11" | 48" | 16" |



ALUMINIUM GUNWALE HOOK LADDER

* Made of ALUMINIUM

| Part No | Step | Hook | Length | Width |
|---------|------|------|--------|-------|
| 3083AA2 | 2 | 7" | 24" | 16" |
| 3084AA2 | 2 | 11" | 24" | 16" |
| 3083AA3 | 3 | 7" | 36" | 16" |
| 3084AA3 | 3 | 11" | 36" | 16" |
| 3083AA4 | 4 | 7" | 48" | 16" |
| 3084AA4 | 4 | 11" | 48" | 16" |



DIVE LADDER

* Made of 304 Stainless Steel

| Part No | Step | Length | Width | 8546SN |
|---------|------|--------|-------|--------|
| 8573S3 | 3 | 34.0" | 14" | NO |
| 8573S4 | 4 | 44.5" | 14" | NO |
| 8573S3Y | 3 | 34.0" | 14" | YES |
| 8573S4Y | 4 | 44.5" | 14" | YES |



DIVE LADDER

* Made of AL

| Part No | Step | Length | Width |
|----------|------|--------|-------|
| 3121AAW2 | 2 | 25.0" | 12.5" |
| 3121AAW3 | 3 | 38.2" | 12.5" |
| 3121AAW4 | 4 | 49.8" | 12.5" |



DIVE LADDER BRACKET

* Made of 304 Stainless Steel

| Part No | Length | Width | Height |
|---------|--------|-------|---------|
| 7215S | 6" | 3" | 4-7/16" |



TELESCOPING SWIM LADDER

* Made of 304 Stainless Steel

| Part No | Step | Length Deployed | Length Stowed | Ladder Width |
|---------|------|--------------------|------------------|-----------------|
| 8533S2 | 2 | 23" | 14-1/2" | 13-1/2" |
| 8533S3 | 3 | 33-5/8" | 17" | 13-1/2" |
| 8533S4 | 4 | 44-1/8" | 19-1/2" | 13-1/2" |



TELESCOPING SWIM LADDER

* Made of 304 Stainless Steel

| Part No | Step | Length Deployed | Length Stowed | Overall Width | C-C |
|---------|------|--------------------|------------------|------------------|-----|
| 8584S3 | 3 | 35" | 15.5" | 13-1/2" | 10" |
| 8584S4 | 4 | 45.5" | 17" | 13-1/2" | 10" |




LADDER

* Made of 304 Stainless Steel


| Part No. | Step | Length Deployed | Length Stowed | Width |
|----------|------|--------------------|------------------|-------|
| 8373S3 | 3 | 32.3" | 16.5" | 13" |
| 8373S4 | 4 | 41.8" | 18.3" | 13" |




| LADDER | | | | |
|------------------------------|------|--------------------|------------------|-------|
| *Made of 304 Stainless Steel | | | | |
| Part No. | Step | Length Deployed | Length Stowed | Width |
| 8373S3Y | 3 | 32.2" | 16.7" | 13" |
| 8373S4Y | 4 | 41.8" | 18.3" | 13" |




| UNDER PLATFORM LADDER WITH LOCK | | | | |
|--|------|--------------------|------------------|-------|
| *Made of 316 Stainless Steel | | | | |
| Part No. | Step | Length Deployed | Length Stowed | Width |
| 8373SA3U | 3 | 32.2" | 16.7" | 13" |




| BOX LADDER | | | | | |
|-------------------------------|------|------------------------------|----------------------------|------------------|--------------|
| * Made of 316 Stainless Steel | | | | | |
| Part No | Step | Ladder Length Deployed | Ladder Length Stowed | Box Dimension | PVC Pedal |
| 3108SA3 | 3 | 34.6" | 14.5" | 19.4"*15.5"*3.2" | White |
| 3108SA4 | 4 | 45.5" | 15.8" | 19.4"*15.5"*3.2" | White |
| 3108SAB3 | 3 | 34.6" | 14.5" | 19.4"*15.5"*3.2" | Black |
| 3108SAB4 | 4 | 45.5" | 15.8" | 19.4"*15.5"*3.2" | Black |



| LADDER FOR TENDERS 500 | | | | | |
|-------------------------------|------|--------------------|------------------|-----|----------------------|
| * Made of 316 Stainless Steel | | | | | |
| Part No | Step | Length Deployed | Length Stowed | C-C | Fixed frame R arc |
| 2530SA4 | 4 | 45" | 15.5" | 10" | R10" |



| ELESCOPING TRANSOM LADDER | | | | |
|----------------------------------|------|--------------------|------------------|-----|
| *Made of 304 Stainless Steel | | | | |
| Part No | Step | Length Deployed | Length Stowed | C-C |
| 3221S1 | 4 | 48.3" | 18.3" | 15" |



TELESCOPING TRANSOM LADDER

*Made of 304 Stainless Steel

| Part No | Step | Length | | C-C |
|---------|------|----------|--------|-----|
| | | Deployed | Stowed | |
| 3221S2 | 4 | 48.3" | 18.3" | 14" |

**TELESCOPING TRANSOM LADDER**

*Made of 304 Stainless Steel

| Part No | Step | Length | | C-C |
|---------|------|----------|--------|-----|
| | | Deployed | Stowed | |
| 3221S3 | 4 | 48.3" | 18.3" | 15" |

**TELESCOPING TRANSOM LADDER**

*Made of 304 Stainless Steel

| Part No | Step | Length | | C-C |
|---------|------|----------|--------|-----|
| | | Deployed | Stowed | |
| 3221S8 | 4 | 46" | 18.3" | 15" |

**COMPACT STAINLESS STEEL TRANSOM LADDER**

*Made of 304 Stainless Steel

| Part No. | Step | Length | | C-C |
|----------|------|----------|---------|-----|
| | | Deployed | Stowed | |
| 3222S | 4 | 43" | 16-1/2" | 15" |

**TEL HINGED SWIM PF LADDER**

*Made of 304 Stainless Steel

| Part No | Step | Length | | C-C |
|---------|------|----------|--------|-----|
| | | Deployed | Stowed | |
| 8388S4 | 4 | 48.3" | 16.5" | 10" |



TELESCOPING TRANSOM LADDER

*Made of 304 Stainless Steel

| Part No | Step | Length Deployed | Length Stowed | Width |
|---------|------|--------------------|------------------|-------|
| 2580S3 | 3 | 35" | 14.5" | 14.2" |
| 2580S4 | 4 | 45.3" | 15.5" | 14.8" |

**FOLDING LADDER**

*Made of 304 Stainless Steel

| Part No. | Step | Length Deployed | Length Stowed | C-C |
|----------|------|--------------------|------------------|-------|
| 3407S | 3 | 914.0 | 460.0 | 340.0 |

**SS DIVE DOOR LADDER**

*Made of 316 Stainless Steel

| Part No. | Step | Length Deployed | Length Stowed | Width |
|----------|------|--------------------|------------------|-------|
| 7331SAFL | 3 | 35.2" | 15.2" | 9.6" |

**LADDER**

*Made of 316 Stainless Steel

| Part No. | Step | Length Deployed | Length Stowed | C-C |
|----------|------|--------------------|------------------|------|
| 4169SA | 4 | 47.5" | 23.9" | 9" |
| 4161SA | 4 | 47.5" | 23.9" | 7.8" |

**LADDER**

*Made of 316 Stainless Steel

| Part No. | Step | Length Deployed | Length Stowed | Width |
|----------|------|--------------------|------------------|-------|
| 4027SA | 3 | 35.5" | 23.7" | 10.5" |
| 4123SA | 3 | 35.5" | 23.7" | 7.8" |



| LADDER | | | | | |
|-------------|------|-----------------|---------------|-------|-----------|
| *Made of AL | | | | | |
| Part No. | Step | Length Deployed | Length Stowed | Width | Colour |
| 4027AA | 3 | 35.5" | 23.7" | 10.5" | Argentine |
| 4027AAB | 3 | 35.5" | 23.7" | 10.5" | Black |
| 4027AAG | 3 | 35.5" | 23.7" | 10.5" | Gray |
| 4027AAV | 3 | 35.5" | 23.7" | 10.5" | Blue |



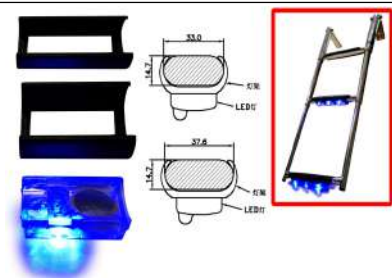
| LADDER | | | | |
|------------------------------|------|-----------------|---------------|-----|
| *Made of 316 Stainless Steel | | | | |
| Part No. | Step | Length Deployed | Length Stowed | C-C |
| 8339SAC | 3 | 36.8" | 17.4" | 10" |



| LADDER | | | | | |
|------------------------------|------|-----------------|---------------|-----|-------|
| *Made of 304 Stainless Steel | | | | | |
| Part No. | Step | Length Deployed | Length Stowed | C-C | Color |
| 7331SLEDB | 3 | 34.6" | 14.5" | 10" | Blue |
| 7331SLEDR | 3 | 34.6" | 14.5" | 10" | Red |
| 7341SLEDB | 4 | 45.6" | 15.8" | 10" | Blue |
| 7341SLEDR | 4 | 45.6" | 15.8" | 10" | Red |



| LED LIGHTS FOR TELESCOPING LADDER/ WITH REPLACEABLE BATTERY | | | |
|--|------|-----------|-------|
| *Made of PC&ABS | | | |
| Part No. | Bulb | IP Rating | Color |
| 7631LED6B | 3V | IP68 | Blue |
| 7631LED6R | 3V | IP68 | Red |



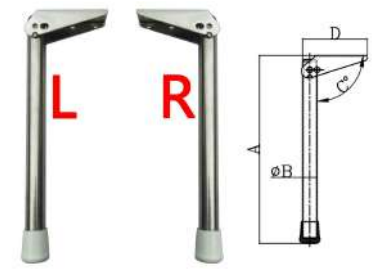
| S.S. TRANSOM GUDGEON | | | |
|--------------------------------------|-------|--------|-----|
| *Made of Stamped 304 Stainless Steel | | | |
| Part No. | Width | Length | Tab |
| 7737S | 1.06" | 4-1/2" | A |
| 7731A | 1.14" | 5-3/4" | B |
| 7737SN | 1.06" | 4-1/2" | C |
| 7733SL | 1.4" | 5-3/4" | A |
| 7733A1 | 1.38" | 5-3/4" | B |
| 7732SL | 1.4" | 5-1/2" | C |
| 7734S | 1.73" | 6-1/2" | A |
| 7734A | 1.73" | 6-1/2" | B |
| 7734ST | 1.73" | 6-1/2" | C |



| SUPPORT LEG | | | | |
|-------------------------------|-------|-------|-------|-------|
| * Made of 304 Stainless Steel | | | | |
| Part No. | A | B | C | D |
| 3270S1P | 4.82" | 4.29" | 1.01" | 1.01" |
| 7139LEG | 7.96" | 7.47" | 1" | 1" |



| SUPPORT LEG FOR SEATS | | | | |
|-------------------------------|-----|----|-----|------|
| * Made of 304 Stainless Steel | | | | |
| Part No. | A | B | C | D |
| 8423SL13 | 13" | 1" | 90° | 4.5" |
| 8423SR13 | 13" | 1" | 90° | 4.5" |
| 8423SL24 | 24" | 1" | 90° | 4.5" |
| 8423SR24 | 24" | 1" | 90° | 4.5" |
| 8423SL36 | 36" | 1" | 90° | 4.5" |
| 8423SR36 | 36" | 1" | 90° | 4.5" |



| SUPPORT LEG FOR SEATS | | |
|-------------------------------|-----------|--------|
| * Made of 304 Stainless Steel | | |
| Part No. | Pipe size | Length |
| 8424S13T | 1" | 13" |
| 8424S24T | 1" | 24" |
| 8424S36T | 1" | 36" |



VERTICAL TRANSOM MOUNTING FOR SPORT DIVER LADDER

* Made of 304 Stainless Steel


| Part No. | Width | Height | Depth | Groove Width |
|----------|--------|--------|-------|--------------|
| 3006S | 2-1/2" | 8.46" | 3.33" | 0.394" |



VERTICAL TRANSOM MOUNTING FOR SPORT DIVER LADDER

* Made of 304 Stainless Steel & NYLON

| Part No. | Length | Width | Groove Width |
|----------|--------|--------|--------------|
| 8310S1 | 3-3/4" | 2-1/2" | 0.51" |



CLAMP FOR LADDER

*Made of Nylon


| Part No. | Tube | Color |
|----------|------|-------|
| 7101P1B | 22.2 | Black |
| 7101P2B | 25.4 | Black |
| 7101P3B | 31.8 | Black |
| 7101P4B | 38.1 | Black |



BUNGEE CORD FOR LADDER

* Made of PE


| Part No. | For Ladder |
|----------|------------|
| 4109P2 | 2 step |
| 4109P3 | 3 step |
| 4109P4 | 4 step |



BUNGEE CORD FOR LADDER

* Made of PE

| Part No. | Flex Dia. | Color |
|----------|-----------|-------|
| 3122PB | φ4.0 | Black |
| 3122PW | φ4.0 | White |



BUNGEE CORD FOR LADDER

* Made of RUBBER

| Part No. | Length |
|----------|--------|
| 3158PB3 | 6" |
| 3158PB4 | 7" |



SWIVEL CLAMP

*Made of 316

| Part No. | Tube |
|----------|----------------|
| 4103SAS | 1" and 1" |
| 4103SAM | 1" and 1.25" |
| 4103SAL | 1.25"and 1.25" |



FOLD-UP FOOTREST

*Made of Aluminum frame and Teak step

| Part No | Height | Width | Depth |
|---------|--------|-------|-------|
| 9599AA | 7.5" | 12" | 8" |



WALL MOUNT FOLD DOWN BENCH WITH SLATS

*Made of 304 Stainless Steel & wood

| Part No. | Length | Width |
|-----------|--------|-------|
| 3199ASY18 | 18" | 13" |
| 3199ASY24 | 24" | 13" |
| 3199ASY30 | 30" | 13" |



WALL MOUNT FOLD DOWN BENCH WITH SLATS

*Made of 304 Stainless Steel & PP

| Part No. | Length | Width |
|----------|--------|-------|
| 3199SP | 18" | 14.2" |



FOLDING FOOTREST

*Made of 316 Stainless Steel

| Part No. | A | B | C | D | E |
|----------|---------|---------|---------|--------|--------|
| 3385SA1 | 320.7mm | 367.0mm | 250.0mm | 63.5mm | 31.4mm |





MAST STEP


*Made of 304 Stainless Steel.


| Part No | Height | Width |
|---------|---------|--------|
| 7213S | 11-1/4" | 5-1/8" |




| | | | | |
|--------------------------------------|--------|-------|--------|---|
| S.S. PEDALS | | | |  |
| *Made of Casting 316 Stainless Steel | | | | |
| Part No | Length | Width | Height | |
| 3237SAS | 107.0 | 81.1 | 20.5 | |
| 3237SAL | 138.0 | 118.0 | 20.5 | |

| | | | | | |
|--------------------|-------|-------|-------------|-----------|---|
| MAST STEP | | | | |  |
| *Made of NYLON& AL | | | | | |
| Part No | A | B | Max Load | M'TL | |
| 3224PB | 106.0 | 155.0 | 140KG/310LB | NYLON | |
| 3224APB | 106.0 | 155.0 | 200KG/440LB | NYLON& AL | |

| | | | | | |
|--------------------|--------|--------|--------|-------|--|
| STEP HANDLE | | | | |  |
| *Made of PP+30%GF | | | | | |
| Part No | Length | Width | Height | Color | |
| 9926P | 6-3/8" | 1-5/8" | 2-1/2" | Black | |
| 9926PW | 6-3/8" | 1-5/8" | 2-1/2" | White | |

| | | | | | | |
|---|-------|-------|-------|------------|-------|---|
| S.S DESTROYER WHEEL | | | | | |  |
| *Made of 304 Stainless Steel W/SS 316 Casting Hub | | | | | | |
| Part No. | Size | Dish | Shaft | Spoke Size | Spoke | |
| 7303S | 13.5" | 25Deg | 3/4" | 3/8" | 5 | |
| 7302S | 15.5" | 25Deg | 3/4" | 3/8" | 5 | |
| 7304S | 15.5" | 10Deg | 3/4" | 3/8" | 5 | |
| 7301S | 18" | 10Deg | 3/4" | 3/8" | 5 | |
| 7305S | 20" | 10Deg | 3/4" | 7/16" | 5 | |
| 7512SN10 | 22" | 10Deg | 3/4" | 3/8" | 5 | |

| | | | | | | |
|---|---------|--------|-------|------------|-------|---|
| S.S. WHEEL WITH KNOB 5-SPOKE | | | | | |  |
| *Made of 304 Stainless Steel W/SS 316 Casting Hub | | | | | | |
| Part No | Size | Dish | Shaft | Spoke Size | Spoke | |
| 7302SF | 15-1/2" | 25 Deg | 3/4" | 3/8" | 5 | |
| 7303SF | 13-1/2" | 25 Deg | 3/4" | 3/8" | 5 | |
| 7308SF | 11" | 25 Deg | 3/4" | 3/8" | 5 | |

S.S. WHEEL WITH KNOB 5-SPOKE

*Made of 304 Stainless Steel W/SS 316 Casting Hub

| Part No | Size | Shaft | Spoke Size | Dish | Spoke |
|---------|---------|-------|------------|--------|-------|
| 7302SF1 | 15-1/2" | 3/4" | 3/8" | 25 Deg | 5 |
| 7303SF1 | 13-1/2" | 3/4" | 3/8" | 25 Deg | 5 |
| 7308SF1 | 11" | 3/4" | 3/8" | 25 Deg | 5 |

**S.S. WHEEL WITH KNOB 5-SPOKE**

*Made of 304 Stainless Steel W/SS 316 Casting Hub

| Part No | Size | Shaft | Spoke Size | Dish | Spoke |
|---------|---------|-------|------------|--------|-------|
| 9106SF8 | 15-1/2" | 3/4" | 3/8" | 25 Deg | 6 |
| 9107SF8 | 13-1/2" | 3/4" | 3/8" | 25 Deg | 6 |

**S.S. WHEEL WITH KNOB 5-SPOKE**

*Made of 304 Stainless Steel W/SS 316 Casting Hub

| Part No | Size | Shaft | Spoke Size | Dish | Spoke |
|----------|---------|-------|------------|--------|-------|
| 9102SRF8 | 15-1/2" | 3/4" | 3/8" | 25 Deg | 5 |
| 9103SRF8 | 13-1/2" | 3/4" | 3/8" | 25 Deg | 5 |

**S.S. WHEEL 6-SPOKES**

*Made of 304 Stainless Steel W/SS 316 Casting Hub

| Part No | Size | Shaft | Spoke Size | Degree | Spoke |
|---------|---------|-------|------------|--------|-------|
| 7306S | 15-1/2" | 3/4" | 3/8" | 25° | 6 |
| 7307S | 13-1/2" | 3/4" | 3/8" | 25° | 6 |
| 7306S10 | 15-1/2" | 3/4" | 3/8" | 10° | 6 |
| 7307S10 | 13-1/2" | 3/4" | 3/8" | 10° | 6 |

**S.S. WHEEL W/FINGER GRIPS 6-SPOKE**

*Made of Stamped 304 Stainless Steel W/SS 316 Casting Hub

| Part No | Size | Shaft | Spoke Size | Dish | Spoke |
|---------|---------|-------|------------|--------|-------|
| 7306SR | 15-1/2" | 3/4" | 3/8" | 25 Deg | 6 |
| 7307SR | 13-1/2" | 3/4" | 3/8" | 25 Deg | 6 |



STEERING WHEEL

*Made of Stamped 304 Stainless Steel

| Part No | Size | Shaft | Dish |
|---------|---------|-------|------|
| 9102S | 15-1/2" | 3/4" | 25° |
| 9103S | 13-1/2" | 3/4" | 25° |
| 9104S | 15-1/2" | 3/4" | 10° |
| 9103S10 | 13-1/2" | 3/4" | 10° |

**S.S. WHEEL W/FINGER GRIPS 5-SPOKE**

*Made of Stamped 304 Stainless Steel

| Part No | Size | Shaft | Dish |
|----------|---------|-------|------|
| 9102SR10 | 15-1/2" | 3/4" | 10° |
| 9103SR10 | 13-1/2" | 3/4" | 10° |

**S.S. WHEEL 6-SPOKES**

*Made of Stamped 304 Stainless Steel

| Part No | Size | Shaft | Spoke Size | Degree | Spoke |
|---------|---------|-------|------------|--------|-------|
| 9106S | 15-1/2" | 3/4" | 3/8" | 25° | 6 |
| 9107S | 13-1/2" | 3/4" | 3/8" | 25° | 6 |
| 9106S10 | 15-1/2" | 3/4" | 3/8" | 10° | 6 |
| 9107S10 | 13-1/2" | 3/4" | 3/8" | 10° | 6 |

**STEERING WHEEL W/PU FOAM**

*Made of SS 316

| Part No. | Size | Shaft | Rim Size | Spoke |
|----------|---------|-------|----------|---------------|
| 9990SAB3 | 13-1/2" | 3/4" | 1-1/4" | casting parts |

**STEERING WHEEL W/PU FOAM**

*Made of SS 316

| Part No. | Size | Shaft | Rim Size | Spoke | Knob |
|-----------|---------|-------|----------|---------------|--------|
| 9990SABF8 | 13-1/2" | 3/4" | 1-1/4" | casting parts | 7300S8 |



STEERING WHEEL W/PU FOAM

*Made of SS 316

| Part No. | Size | Shaft | Rim Size | Cap |
|----------|---------|-------|----------|----------|
| 9991SAB1 | 13-1/2" | 3/4" | 1-1/4" | Black |
| 9991SAB2 | 13-1/2" | 3/4" | 1-1/4" | polished |

**STEERING WHEEL W/PU FOAM**

*Made of SS 316

| Part No. | Size | Shaft | Rim Size | Cap | Knob Size |
|------------|---------|-------|----------|----------|-----------|
| 9991SAB2F6 | 13-1/2" | 3/4" | 1-1/4" | polished | 7300S6N |

**STEERING WHEEL W/PU FOAM**

*Made of SS 316

| Part No. | Size | Shaft | Rim Size | Cap | Knob |
|------------|---------|-------|----------|----------|--------|
| 9991SAB2F8 | 13-1/2" | 3/4" | 1-1/4" | polished | 7300S8 |

**STEERING WHEEL W/PU FOAM**


*Made of SS 316

| Part No. | Size | Shaft | Rim Size |
|----------|---------|-------|----------|
| 9991SABN | 13-1/2" | 3/4" | 1-1/4" |

**STEERING WHEEL HUB ADAPTER**

*Made of AL

| Part No | Shaft | Screw thread | A | B | C |
|---------|-------|--------------|--------|--------|--------|
| 9533AAB | 3/4" | M5 | 82.0mm | 86.0mm | 69.8mm |

**STEERING WHEEL W/PU FOAM**

*Made of SS 316

| Part No | Size | Shaft | Rim Size | Foam |
|---------|---------|-------|----------|-------|
| 7319SB | 13-7/8" | 3/4" | 1-1/4" | Black |



STEERING WHEEL W/PU FOAM

*Made of SS 316

| Part No | Size | Shaft | Rim Size | Foam | Knob |
|----------|---------|-------|----------|-------|--------|
| 7319SBF6 | 13-7/8" | 3/4" | 1-1/4" | Black | 7300S6 |

**STEERING WHEEL W/PU FOAM**

*Made of SS 316

| Part No | Size | Shaft | Rim Size | Foam | Knob |
|----------|---------|-------|----------|-------|--------|
| 7319SBF8 | 13-7/8" | 3/4" | 1-1/4" | Black | 7300S8 |

**STEERING WHEEL W/PU FOAM**

*Made of Stamped 304 Stainless Steel

| Part No | Size | Shaft | Dish | Foam |
|---------|---------|-------|------|-------|
| 9108SB | 11" | 3/4" | 25° | Black |
| 9108SG | 11" | 3/4" | 25° | Gray |
| 9103SB | 13-1/2" | 3/4" | 25° | Black |
| 9103SG | 13-1/2" | 3/4" | 25° | Gray |
| 9102SB | 15-1/2" | 3/4" | 25° | Black |
| 9102SG | 15-1/2" | 3/4" | 25° | Gray |

**STEERING WHEEL W/PU FOAM AND W/FINGER GRIPS**

*Made of Stamped 304 Stainless Steel

| Part No | Size | Shaft | Dish | Foam |
|---------|---------|-------|------|-------|
| 9108SBR | 11" | 3/4" | 25° | Black |
| 9108SGR | 11" | 3/4" | 25° | Gray |
| 9103SBR | 13-1/2" | 3/4" | 25° | Black |
| 9103SGR | 13-1/2" | 3/4" | 25° | Gray |
| 9102SBR | 15-1/2" | 3/4" | 25° | Black |
| 9102SGR | 15-1/2" | 3/4" | 25° | Gray |



STEERING WHEEL W/PU FOAM

*Made of Stamped 304 Stainless Steel

| Part No | Size | Shaft | Dish | Foam |
|---------|---------|-------|------|-------|
| 9106SB | 15-1/2" | 3/4" | 25° | Black |
| 9106SG | 15-1/2" | 3/4" | 25° | Gray |
| 9107SB | 13-1/2" | 3/4" | 25° | Black |
| 9107SG | 13-1/2" | 3/4" | 25° | Gray |



STEERING WHEEL-W/PU FOAM & KNOB

*Made of Stamped 304 Stainless Steel

| Part No | Size | Shaft | Dish | Foam |
|---------|---------|-------|------|-------|
| 9108SBF | 11" | 3/4" | 25° | Black |
| 9108SGF | 11" | 3/4" | 25° | Gray |
| 9103SBF | 13-1/2" | 3/4" | 25° | Black |
| 9103SGF | 13-1/2" | 3/4" | 25° | Gray |
| 9102SBF | 15-1/2" | 3/4" | 25° | Black |
| 9102SGF | 15-1/2" | 3/4" | 25° | Gray |



STEERING WHEEL-W/PU FOAM & KNOB

*Made of Stamped 304 Stainless Steel

| Part No | Size | Shaft | Dish | Foam |
|----------|---------|-------|------|-------|
| 9102SBF1 | 15-1/2" | 3/4" | 25° | Black |
| 9103SBF1 | 13-1/2" | 3/4" | 25° | Black |
| 9102SGF1 | 15-1/2" | 3/4" | 25° | Gray |
| 9103SGF1 | 13-1/2" | 3/4" | 25° | Gray |



STEERING WHEEL W/PU FOAM

*Made of SS 316&Casting Aluminum Hub

| Part No | Size | Shaft | Dish | High | Foam |
|---------|---------|-------|-------|--------|-------|
| 9988SAB | 13-7/8" | 3/4" | 15Deg | 2-5/8" | Black |
| 9988SAG | 13-7/8" | 3/4" | 15Deg | 2-5/8" | Gray |
| 9988SAW | 13-7/8" | 3/4" | 15Deg | 2-5/8" | White |



STEERING WHEEL W/PU FOAM

*Made of SS 304

| Part No. | Size | Shaft | Rim Size | Knob |
|----------|------|-------|----------|--------|
| 7316SBF1 | 14" | 3/4" | 1-1/4" | 7300S1 |



STEERING WHEEL W/PU FOAM

*Made of SS 304

| Part No. | Size | Shaft | Rim Size | Knob |
|----------|------|-------|----------|--------|
| 7316SBF6 | 14" | 3/4" | 1-1/4" | 7300S6 |

**STEERING WHEEL W/PU FOAM & LEATHER COVERING**

*Made of SS 304

| Part No | Size | Shaft |
|---------|---------|-------|
| 9113SO | 13-1/2" | 3/4" |

**S.S SPORT WHEEL W/FINGER GRIPS & CONTROL KNOB**

*Made of SS 304

| Part No. | Size | Shaft |
|----------|---------|-------|
| 7310SRF | 15-1/2" | 3/4" |
| 7314SRF | 13-1/2" | 3/4" |

**S.S SPORT WHEEL W/FINGER GRIPS & CONTROL KNOB**

*Made of SS 304

| Part No. | Size | Shaft | Rim Size | Knob |
|----------|---------|-------|----------|--------|
| 7319SRF1 | 13-1/2" | 3/4" | 1" | 7300S1 |
| 7319SRF2 | 13-1/2" | 3/4" | 1" | 7300S2 |
| 7320SRF1 | 15-1/2" | 3/4" | 1" | 7300S1 |
| 7320SRF2 | 15-1/2" | 3/4" | 1" | 7300S2 |

**S.S SPORT WHEEL W/BEARING CONTROL KNOB**

*Made of SS 304

| Part No. | Size | Shaft | Rim Size | Knob |
|----------|---------|-------|----------|--------|
| 7319SF8 | 13-1/2" | 3/4" | 1" | 7300S8 |
| 7320SF8 | 15-1/2" | 3/4" | 1" | 7300S8 |



S.S SPORT WHEEL W/BEARING CONTROL KNOB

*Made of SS 304

| Part No. | Size | Shaft | Rim Size | Knob |
|----------|---------|-------|----------|--------|
| 7319SF3 | 13-1/2" | 3/4" | 1" | 7300S3 |
| 7320SF3 | 15-1/2" | 3/4" | 1" | 7300S3 |



S.S SPORT WHEEL W/BEARING CONTROL KNOB

*Made of SS 304

| Part No. | Size | Shaft | Rim Size | Knob |
|----------|---------|-------|----------|--------|
| 7319SF4 | 13-1/2" | 3/4" | 1" | 7300S4 |
| 7320SF4 | 15-1/2" | 3/4" | 1" | 7300S4 |



S.S. NUT

*Made of 316 Stainless Steel

| Part No | Thread | Nut Size(A) | Old number |
|----------|-----------|-------------|------------|
| 7319NUT1 | M12*1.75P | 1.2" | 7319NUTM |
| 7319NUT2 | 1/2"-20 | 1.2" | 7319NUT |
| 7319NUT4 | 5/8"-18 | 1.2" | 7320NUT |



S.S. NUT with Plastic Nut Cover and Plastic washer

*Made of 316 Stainless Steel and NYLON

| Part No | Thread | Nut Size(A) |
|-----------|---------|-------------|
| 7319NUTP1 | M12 | 1.2" |
| 7319NUTP2 | 1/2"-20 | 1.2" |
| 7319NUTP3 | M14 | 1.2" |
| 7319NUTP4 | 5/8"-18 | 1.2" |
| 7319NUTP5 | M16 | 1.2" |
| 7320NUTP1 | M12 | 1.6" |
| 7320NUTP2 | 1/2"-20 | 1.6" |
| 7320NUTP3 | M14 | 1.6" |
| 7320NUTP4 | 5/8"-18 | 1.6" |
| 7320NUTP5 | M16 | 1.6" |



S.S SPORT WHEEL W/FINGER GRIPS

*Made of SS 304

| Part No. | Size | Shaft | Rim Size |
|----------|---------|-------|----------|
| 7315SR | 15-1/2" | 3/4" | 7/8" |
| 7316SR | 13-1/2" | 3/4" | 7/8" |



S.S SPORT WHEEL W/FINGER GRIPS & CONTROL KNOB

*Made of SS 304

| Part No. | Size | Shaft | Rim Size | Knob |
|----------|---------|-------|----------|--------|
| 7315SRF1 | 15-1/2" | 3/4" | 7/8" | 7300S1 |
| 7316SRF1 | 13-1/2" | 3/4" | 7/8" | 7300S1 |



S.S SPORT WHEEL

*Made of SS 304

| Part No. | Size | Shaft | Rim Size |
|----------|---------|-------|----------|
| 9280SN | 13-4/5" | 3/4" | 1-1/8" |



S.S SPORT WHEEL & CONTROL KNOB

*Made of SS 304

| Part No. | Size | Shaft | Rim Size | Knob |
|----------|---------|-------|----------|--------|
| 9280SNF8 | 13-4/5" | 3/4" | 1-1/8" | 7300S8 |



S.S SPORT WHEEL & CONTROL KNOB

*Made of SS 304

| Part No. | Size | Shaft | Rim Size | Surface Treatment |
|-----------|---------|-------|----------|----------------------|
| 9280AAF3 | 13-4/5" | 3/4" | 1-1/8" | Natural color anode |
| 9280AAF3B | 13-4/5" | 3/4" | 1-1/8" | Black lacquer finish |



S.S SPORT WHEEL

*Made of SS 304

| Part No. | Size | Shaft | Rim Size |
|----------|---------|-------|----------|
| 7317S | 13-1/2" | 3/4" | 1-1/8" |



S.S SPORT WHEEL & CONTROL KNOB

*Made of SS 304

| Part No. | Size | Shaft | Rim Size | Knob |
|----------|---------|-------|----------|--------|
| 7317SRF8 | 13-1/2" | 3/4" | 1-1/8" | 7300S1 |



S.S SAIL-BOAT WHEEL

*Made of 304 Stainless Steel

*Hubs are made to fit 3/4" taper bore 1" length and 5mm key stock

| Part No. | Size | Rim Size | Spoke |
|----------|---------|----------|--------|
| 3269S | 23-1/2" | 0.69"*1" | 3/8"*6 |



S.S. WHEEL

*Made of SS 304 Hub

| Part No | Size | Spoke | Dish |
|---------|-------|-------|------|
| 9500S | 13.5" | φ6.35 | 15° |



S.S SAIL-BOAT WHEEL

*Made of 304 Stainless Steel With Leather Covering

*Hubs are made to fit 1" straight bore 2-5/16" length and 1/4" key stock

| Part No. | Size | Rim Size | Spoke | Color |
|----------|------|----------|--------|-------|
| 7500SK1 | 24" | 7/8" | 1/2"*6 | Black |
| 7501SK1 | 26" | 7/8" | 1/2"*6 | Black |
| 7502SK1 | 28" | 7/8" | 1/2"*6 | Black |
| 7503SK1 | 30" | 7/8" | 1/2"*6 | Black |
| 7504SK1 | 32" | 7/8" | 1/2"*6 | Black |
| 7505SK1 | 34" | 7/8" | 1/2"*6 | Black |
| 7506SK1 | 36" | 7/8" | 1/2"*6 | Black |
| 7507SK1 | 38" | 1" | 1/2"*6 | Black |
| 7508SK1 | 40" | 1" | 1/2"*6 | Black |
| 7509SK1 | 42" | 1" | 1/2"*6 | Black |



S.S SAIL-BOAT WHEEL

*Made of 304 Stainless Steel

*Hubs are made to fit 1" straight bore 2-5/16" length and 1/4" key stock

| Part No. | Size | Rim Size | Spoke |
|----------|------|----------|--------|
| 7500S | 24" | 7/8" | 1/2"*6 |
| 7501S | 26" | 7/8" | 1/2"*6 |
| 7502S | 28" | 7/8" | 1/2"*6 |
| 7503S | 30" | 7/8" | 1/2"*6 |
| 7504S | 32" | 7/8" | 1/2"*6 |
| 7505S | 34" | 7/8" | 1/2"*6 |
| 7506S | 36" | 7/8" | 1/2"*6 |
| 7500S2 | 24" | 1" | 1/2"*6 |
| 7501S1 | 26" | 1" | 1/2"*6 |
| 7502S1 | 28" | 1" | 1/2"*6 |
| 7503S1 | 30" | 1" | 1/2"*6 |
| 7504S1 | 32" | 1" | 1/2"*6 |
| 7505S1 | 34" | 1" | 1/2"*6 |
| 7506S1 | 36" | 1" | 1/2"*6 |
| 7507S1 | 38" | 1" | 1/2"*6 |
| 7508S1 | 40" | 1" | 1/2"*6 |
| 7509S1 | 42" | 1" | 1/2"*6 |



S.S. KNOB FOR WHEEL

*Made of Stamped 304 Stainless Steel & Investment Cast 316 Stainless Steel

| Part No | Fits Rim Size | Bearing in Knob |
|---------|---------------|-----------------|
| 7300S | 17.5mm*25.4mm | NO |
| 7300S1 | 17.5mm*25.4mm | NO |
| 7300S2 | 17.5mm*25.4mm | NO |
| 7300S3 | 17.5mm*25.4mm | YES |
| 7300S4 | 17.5mm*25.4mm | YES |
| 7300S8 | 17.5mm*25.4mm | YES |



S.S. KNOB FOR WHEEL

*Made of Stamped 304 Stainless Steel & Investment Cast 316 Stainless Steel

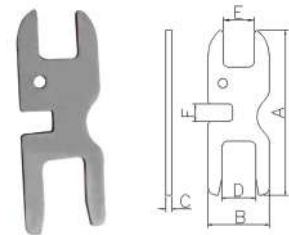
| Part No | Fits Rim Size | Bearing in Knob |
|---------|---------------|-----------------|
| 7300S1L | 18.5mm*30.0mm | NO |
| 7300S2L | 18.5mm*30.0mm | NO |
| 7300S8L | 18.5mm*30.0mm | YES |



SHACKLE KEY

*Made of Stainless Steel

| Part No | A | B | C | D | E | F |
|---------|------|------|-----|------|------|-----|
| 7300SW | 67.0 | 50.0 | 2.5 | 13.8 | 12.7 | 7.0 |
| | mm | mm | mm | mm | mm | mm |



S.S. KNOB FOR WHEEL

*Made of Stamped 304 Stainless Steel & Investment Cast 316 Stainless Steel

| Part No | Fits Rim Size | Bearing in Knob |
|---------|---------------|-----------------|
| 7300S6 | 18.8mm*25.4mm | YES |
| | 20mm*30mm | |
| | φ32mm | |



S.S. KNOB FOR PU FOAM WHEEL

*Made of Stamped 304 Stainless Steel & Investment Cast 316 Stainless Steel

| Part No | Fits Rim Size | Bearing in Knob |
|---------|---------------|-----------------|
| 7300S6N | φ32mm | YES |



CAP FOR WHEEL

*Made of Bakelite/Teak/Investment Cast 316 Stainless Steel

| Part No | M'TL |
|---------|-------------------------------|
| 7406S | Bakelite |
| 7406T | Teak |
| 7406SA | Investment Cast 316 Stainless |
| 7406P | PC |
| 7406SP | W/304 CAP |



BOLLARDS WITH BASEPLATE

*Made of 316 Stainless Steel

| Part No | Dia | Height | Width | Base |
|---------|-----|--------------|--------------|---------------------------|
| 7568SA | 50 | 95.0(3.74") | 130.0(5.12") | 92.0(3.62")*92.0(3.62") |
| 7565SA | 60 | 120.0(4.72") | 160.0(6.3") | 97.0(3.82")*122.0(4.8") |
| 7569SA | 70 | 142.0(5.59") | 180.0(7.09") | 118.0(4.65")*140.0(5.51") |
| 7567SA | 80 | 172.0(6.77") | 200.0(7.87") | 122.0(4.8")*153.0(6.02") |



BOLLARDS WITH BASEPLATE

*Made of 316 Stainless Steel

| Part No | Dia | Height | Width | Base |
|---------|-----|--------------|-------------|-----------------------------|
| 7565LED | 60 | 120.0(4.72") | 160.0(6.3") | 97.0(3.82")* 122.0(4.8") |



BOLLARDS FOR DIRECT WELDING

*Made of 316 Stainless Steel

| Part No | Dia | Height | Width |
|---------|-----|--------------|--------------|
| 7568RA | 50 | 90.0(3.54") | 130.0(5.12") |
| 7565RA | 60 | 110.0(4.33") | 160.0(6.3") |
| 7569RA | 70 | 130.0(5.11") | 180.0(7.09") |
| 7567RA | 80 | 150.0(5.91") | 200.0(7.87") |



S.S MOORING BITT

*Made of 304 Stainless Steel

| Part No. | Base | Height | Weight |
|----------|-----------|--------|--------|
| 7566S | 8"*4-1/2" | 7-1/4" | 5.7Lbs |



S.S MOORING BITT

*Made of 304 Stainless Steel

| Part No. | Base | Height |
|----------|---------|--------|
| 7566S2 | 120*260 | 162 |



S.S. FLUSH MOUNT ROD HOLDER

*Made of Stamped 304 Stainless Steel & PVC Liner

| Part No. | Length | I.D. | Flange |
|----------|--------|--------|--------|
| 7738S15 | 9" | 1-1/2" | 15° |
| 7738S30 | 9" | 1-1/2" | 30° |
| 7738S90 | 9" | 1-1/2" | 90° |

**S.S. FLUSH MOUNT ROD HOLDER**

*Made of Stamped 304 Stainless Steel & PVC Liner

| Part No. | Length | I.D. | Flange |
|----------|--------|--------|--------|
| 3273SN | 8-3/8" | 1-5/8" | 30° |

**S.S. FLUSH MOUNT ROD HOLDER**

*Made of Stamped 304 Stainless Steel & PVC Liner

| Part No. | Length | I.D. | Flange |
|----------|--------|--------|--------|
| 7739S15 | 9" | 1-1/2" | 15° |
| 7739S30 | 9" | 1-1/2" | 30° |
| 7739S90 | 9" | 1-1/2" | 90° |

**S.S. FLUSH MOUNT ROD HOLDER**

*Made of Stamped 304 Stainless Steel & PVC Liner

| Part No. | Length | I.D. | Flange |
|----------|--------|--------|--------|
| 7739A | 9" | 1-1/2" | 30° |
| 7739S | 9" | 1-1/2" | 30° |
| 7738S | 9" | 1-1/2" | 30° |

**S.S. FLUSH MOUNT ROD HOLDER**

*Made of Investment Cast 304 Stainless Steel cap

| Part No. | Length | Liner I.D. | Flange |
|----------|--------|------------|--------|
| 7745S15 | 9" | 1-5/8" | 15° |
| 7745S30 | 9" | 1-5/8" | 30° |
| 7745S90 | 9" | 1-5/8" | 90° |

**S.S. FLUSH MOUNT ROD HOLDER**


*Made of Investment Cast 304 Stainless Steel cap

| Part No. | Length | Liner I.D. | Flange |
|----------|--------|------------|--------|
| 7745S15C | 9" | 1-5/8" | 15° |
| 7745S30C | 9" | 1-5/8" | 30° |
| 7745S90C | 9" | 1-5/8" | 90° |




LINER FOR ROD HOLDER WITH COVER
 *Made of Injection Molded PVC W/COVER

| Part No. | Length | I.D. | Flange |
|----------|--------|--------|--------|
| 7745PC15 | 7.5" | 1-5/8" | 15° |
| 7745PC30 | 8" | 1-5/8" | 30° |
| 7745PC90 | 7" | 1-5/8" | 90° |




LINER FOR ROD HOLDER WITH COVER
 *Made of Injection Molded PVC W/COVER

| Part No. | Length | I.D. | Flange |
|-----------|--------|--------|--------|
| 7745PC15U | 7.5" | 1-5/8" | 15° |
| 7742PC | 8.0" | 1-5/8" | 30° |
| 7745PC90 | 7" | 1-5/8" | 90° |




S.S. FLUSH MOUNT ROD HOLDER
 *Made of Investment Cast 304 Stainless Steel

| Part No. | Length | Liner I.D. | Flange |
|----------|--------|------------|--------|
| 7745S | 9" | 1-5/8" | 30° |
| 7745SR | 9" | 1-5/8" | 30° |




ROD HOLDER
 *Made of Investment Cast 304 Stainless Steel & PVC Liner

| Part No. | Length | I.D. | Cap |
|----------|--------|--------|-----|
| 7742S | 9-1/2" | 1-5/8" | Yes |
| 7742SR | 9-1/2" | 1-5/8" | No |



S.S. FLUSH MOUNT ROD HOLDER
 *Made of Investment Cast 304 Stainless Steel cap

| Part No. | Length | Flange Size | Flange |
|----------|--------|---------------|--------|
| 7748SN | 8-3/4" | 3-1/4"*4-1/2" | 30° |



ROD HOLDER WITH DRAIN DEGREE

*Made of Investment Cast 304 Stainless Steel Cap

| Part No | Length | Liner I.D. | Flange |
|----------|--------|------------|--------|
| 3069S15W | 9" | 1-5/8" | 15° |
| 3069S30W | 9" | 1-5/8" | 30° |
| 3069S90W | 9" | 1-5/8" | 90° |



S.S. ROD HOLDER

*Made of 316 Stainless Steel

| Part No | Length | Flange Size | Flange | Liner I.D. |
|----------|--------|-------------|--------|------------|
| 0039SA | 8-1/2" | 3.2"*2.4" | 60° | 1-5/8" |
| 0039SA90 | 8-1/2" | 3.2"*2.4" | 90° | 1-5/8" |



ROD HOLDER

*Made of Investment Cast 316 Stainless Steel & PVC Liner

| Part No. | Length | I.D. | Cap |
|----------|--------|--------|-----|
| 1230S | 9-1/2" | 1-5/8" | Yes |
| 1230SR | 9-1/2" | 1-5/8" | No |



1230R

1230S

S.S. ROD HOLDER

*Made of 316 Stainless Steel

| Part No | Length | Liner I.D. |
|---------|--------|------------|
| 3094SA | 9" | 1-1/2" |



S.S. ROD HOLDER

*Made of 316 Stainless Steel

| Part No | Length | Liner I.D. | Fit Pipe Size |
|---------|--------|------------|---------------|
| 3174SA | 11 " | 1-1/2" | 1"~1-1/4" |



SIDE MOUNT ROD HOLDER

*Made of 304 Stainless Steel & PVC

| Part No. | Length | I.D. |
|----------|--------|--------|
| 7743S | 10" | 1-1/2" |



CLAMP-ON ROD HOLDER

*Made of 304 Stainless Steel Tube
Adjustable For 7/8"-1" Tube

| Part No. | Clamp | Length | I.D. |
|----------|------------------------|--------|--------|
| 7744SN | S.S 316 | 9" | 1-5/8" |
| 7744SNZ | Chrome Plated Zamak | 9" | 1-5/8" |



CLAMP-ON ROD HOLDER

*Made of 304 Stainless Steel Tube

| Part No. | Clamp | Length | I.D. | Fit pipe size |
|----------|---------|--------|--------|---------------|
| 7744SLN | S.S 316 | 9" | 1-5/8" | 1"-1-1/4" |
| 7744SXL | S.S316 | 9" | 1/5/8" | 1"-2" |



CLAMP-ON ROD HOLDER

*Made of 304 Stainless Steel&PVC LINER

| Part No. | Clamp | Fit pipe size | I.D. |
|----------|---------|---------------|--------|
| 3334S | S.S 316 | 7/8"~1-1/4" | 1-5/8" |



CLAMP ON ADJUSTABLE ROD HOLDER

*Made of 304 Stainless Steel&PVC LINER

| Part No. | Fit pipe size | Rod holder I.D |
|----------|-----------------|----------------|
| 9984SS | 7/8" , 1" | 1-5/8" |
| 9984SM | 1" , 1-1/4" | 1-5/8" |
| 9984SL | 1-1/2" , 1-5/8" | 1-5/8" |



CLAMP ON ADJUSTABLE ROD HOLDER

*Made of 304 Stainless Steel&PVC LINER

| Part No. | Fit pipe size | Rod holder I.D |
|----------|-----------------|----------------|
| 1579SSN | 7/8" , 1" | 1-5/8" |
| 1579SMN | 1" , 1-1/4" | 1-5/8" |
| 1579SLN | 1-1/2" , 1-5/8" | 1-5/8" |



CLAMP ON ADJUSTABLE ROD HOLDER

*Made of 304 Stainless Steel&PVC LINER

| Part No. | Fit pipe size | Rod holder I.D |
|----------|---------------|----------------|
| 3092SS | 3/4" | 1-5/8" |
| 3092SM | 1" | 1-5/8" |
| 3092SL | 1-1/4" | 1-5/8" |



S.S. ROD HOLDER

*Made of 304/316 Stainless Steel

| Part No | Length | Liner I.D. | Fit Pipe Size |
|---------|--------|------------|---------------|
| 3167SS | 9-1/2" | 1-5/8" | 7/8"~1" |
| 3167SM | 9-3/4" | 1-5/8" | 1-1/4"~1-1/2" |
| 3167SL | 10" | 1-5/8" | 1-1/4"~2" |



FISHING ROD SOCKET

*Made of 6063-T6 AL&PVC LINER

| Part No | Length | Liner I.D. | Fit Pipe Size | Surface | |
|----------|--------|------------|---------------|-----------|--------|
| | | | | Treatment | Color |
| 9390AANB | 10" | 1-2/3" | 1" | Paint | Black |
| 9390AANA | 10" | 1-2/3" | 1" | Anodize | Silver |
| 9390AGNA | 10" | 1-2/3" | 1" | Anodize | Gold |
| 9390ABNA | 10" | 1-2/3" | 1" | Anodize | Black |
| 9390AANT | 10" | 1-2/3" | 1" | PVD | Silver |
| 9390AGNT | 10" | 1-2/3" | 1" | PVD | Gold |



FISHING ROD SOCKET

*Made of 6063-T6 AL&PVC LINER

| Part No | Length | Liner I.D. | Fit Pipe Size | Surface | |
|----------|--------|------------|---------------|-----------|--------|
| | | | | Treatment | Color |
| 1579AAM | 10" | 1-2/3" | 1-1/4" | Anodize | Silver |
| 1579AAMB | 10" | 1-2/3" | 1-1/4" | Anodize | Black |
| 1579AAMG | 10" | 1-2/3" | 1-1/4" | Anodize | Gold |



FISHING ROD SOCKET

*Made of 6063-T6 AL&PVC LINER

| Part No | Length | Liner I.D. | Color |
|---------|--------|------------|--------|
| 9390AA | 10" | 1-2/3" | Silver |
| 9390AG | 10" | 1-2/3" | Gold |



FISHING ROD SOCKET

*Made of 6063-T6 AL&PVC LINER

| Part No | Length | Liner I.D. | Color |
|---------|--------|------------|--------|
| 3246AA | 10" | 1-2/3" | Silver |
| 3246AG | 10" | 1-2/3" | Gold |



FISHING ROD SOCKET

*Made of 6063-T6 AL&PVC LINER

| Part No | Length | Liner I.D. |
|---------|--------|------------|
| 9389AA | 10" | 1-2/3" |



REMOVABLE ROD HOLDER

*Made of 304 Stainless Steel

| Part No. | Mount bracket | I.D. | Tube L. |
|----------|---------------|--------|---------|
| 7740S | 4*3/4" | 1-1/2" | 8-1/2" |



GIMBALS

*Made of 304 Stainless Steel

| Part No | |
|---------|---------------------|
| 8300ST | Tube attaching type |
| 8300SF | Flat surface type |



OUTRIGGER HOLDER

*Made of 304 Stainless Steel with rubber mounting pad

| Part No. | Base Flange | I.D. |
|----------|-------------|------|
| 1307SOG | 64*125 | 29" |




FISHING ROD STORAGE RACK

*Made of 304 Stainless Steel & Nylon Liner


| Part No. | Length | Height | Depth | Base tube |
|----------|---------|--------|-------|-----------|
| 9930S2 | 11" | 9-1/4" | 3" | 2 |
| 9930S3 | 13-1/2" | 9-1/4" | 3" | 3 |




| FISHING ROD STORAGE RACK | | | | |
|--|---------|--------|-------|-----------|
| *Made of 304 Stainless Steel & Nylon Liner | | | | |
| Part No. | Length | Height | Depth | Base tube |
| 9930S2N | 11" | 9-1/4" | 3" | 2 |
| 9930S3N | 13-1/2" | 9-1/4" | 3" | 3 |
| 9930S4N | 18-1/2" | 9-1/4" | 3" | 4 |




| POLE STORAGE RACK-HORIZONTAL | | | |
|-------------------------------------|--------|------------|---------------|
| *Made of Nylon | | | |
| Part No. | Length | Hole count | Combination |
| 3430P | 13.7" | 6 | 3430P1+3430P2 |
| 3430P1 | 13.7" | 6 | 3430P1 |
| 3430P2 | 13.7" | 6 | 3430P2 |




| FISHING ROD STORAGE RACK | | | | |
|---------------------------------|--------|------|--------|------------|
| *Made of 304 Stainless Steel | | | | |
| Part No. | Length | I.D | Height | Fixed ring |
| 3322S | 8.5" | 1.9" | 2.76" | YES |
| 3322S1 | 8.5" | 1.9" | 2.76" | NO |




| SS BRACKET LAUNCHER 4 ROD | | |
|----------------------------------|----------------|---------|
| *Made of 304 Stainless Steel | | |
| Part No | Rod holder I.D | Length |
| 9976S | 1-1/2" | 36-1/2" |



| OUTRIGGER ROD HOLDER | | | |
|------------------------------|----------------|-------------------|---------|
| *Made of 304 Stainless Steel | | | |
| Part No | Rod holder I.D | Rod holder Length | Length |
| 9982S | 1-1/2" | 11-1/2" | 19-1/2" |



| OUTRIGGER ROD HOLDER | | | |
|-----------------------------|----------------|-------------------|---------|
| *Made of Aluminum | | | |
| Part No | Rod holder I.D | Rod holder Length | Length |
| 9982AAW | 1-1/2" | 10" | 19-1/5" |



MULTIPLE ROD HOLDER

*Made of 6061 AL/304 Stainless Steel

| Part No | M'L | Rod holder I.D | Length |
|---------|---------|----------------|---------|
| 9994AA | 6061 AL | 1-5/8" | 24-7/8" |
| 9994S | S.S304 | 1-5/8" | 24-7/8" |

**MULTIPLE ROD HOLDER**

*Made of 6061 AL

| Part No | Rod holder number | Rod holder I.D | Length | Height |
|----------|-------------------|----------------|--------|--------|
| 3089AAT2 | 2 | 1-1/2" | 8.8" | 9" |
| 3089AAT3 | 3 | 1-1/2" | 15.5" | 9" |
| 3089AAT4 | 4 | 1-1/2" | 22.2" | 9" |

**DROP-IN SWIVEL FOR ROD HOLDER**

*Made of 304 Stainless Steel&316 Stainless Stee

| Part No | OD | Height | Materials |
|---------|------|--------|-----------|
| 3133S | 38.1 | 58.5 | SUS304 |
| 3133SA | 38.1 | 58.5 | SUS316 |

**ADJUSTABLE FISHING ROD STORAGE RACK**

*Made of 304 Stainless Steel

| Part No. | Fits tubing | Angle of rotation | Length |
|----------|--------------|-------------------|--------|
| 3172SCN | 7/8"TO1-1/4" | 360° | 7.7" |

**ALLEN WRENCH**

*Made of nickle plated iron &PVC

| Part No. | Length | Width | Model |
|----------|--------|-------|-------|
| 7746HDL | 5.16" | 3.54" | 3/16" |



ADJUSTABLE MULTIPLE ROD HOLDER

*Made of SS304

| Part No. number | Rod holder holder O.D | Rod | Length |
|--------------------|--------------------------|--------|--------|
| 3172SN1 | 1 | 1-1/2" | 17" |
| 3172SN2 | 2 | 1-1/2" | 17" |
| 3172SN3 | 3 | 1-1/2" | 17" |



FISHING ROD STORAGE RACK

*Made of SUS316c

| Part No | Rod holder I.D | Length | Height | Self-closing |
|---------|-------------------|--------|--------|--------------|
| 3160SA | 1-1/2" | 2.71" | 2.42" | NO |
| 5160SA | 1-1/2" | 2.71" | 2.42" | YES |



FISHING ROD STORAGE RACK

*Made of Aluminum

| Part No | Rod holder I.D | Length | Height | Color | Self-closing |
|---------|----------------|--------|--------|--------|--------------|
| 3160AA | 1-1/2" | 2.71" | 2.42" | Silver | NO |
| 3160AAB | 1-1/2" | 2.71" | 2.42" | Black | NO |
| 3160AAG | 1-1/2" | 2.71" | 2.42" | Gold | NO |
| 3160AAU | 1-1/2" | 2.71" | 2.42" | Blue | NO |
| 5160AA | 1-1/2" | 2.71" | 2.71" | Silver | YES |
| 5160AAB | 1-1/2" | 2.71" | 2.71" | Black | YES |
| 5160AAG | 1-1/2" | 2.71" | 2.71" | Gold | YES |
| 5160AAU | 1-1/2" | 2.71" | 2.71" | Blue | YES |



FISHING ROD STORAGE RACK

* Made of Aluminum

| Part No | Rod holder I.D | Length | Width | Self-closing |
|----------|-------------------|--------|-------|--------------|
| 3160AAB3 | 1-1/2" | 13.6" | 1.5" | NO |
| 3160AAB4 | 1-1/2" | 18" | 1.5" | NO |
| 5160AAB3 | 1-1/2" | 13.6" | 1.5" | YES |
| 5160AAB4 | 1-1/2" | 18" | 1.5" | YES |



FISHING ROD STORAGE RACK

* Made of Aluminum

| Part No | Rod holder I.D | Length | Width | Self-closing |
|----------|----------------|--------|-------|--------------|
| 3160AAG3 | 1-1/2" | 13.6" | 1.5" | NO |
| 3160AAG4 | 1-1/2" | 18" | 1.5" | NO |
| 5160AAG3 | 1-1/2" | 13.6" | 1.5" | YES |
| 5160AAG4 | 1-1/2" | 18" | 1.5" | YES |



FISHING ROD STORAGE RACK

* Made of SUS316

| Part No | Rod holder I.D | Length | Width | Self-closing |
|---------|----------------|---------|--------|--------------|
| 3160SA3 | 1-1/2" | 13-1/4" | 1-1/2" | NO |
| 3160SA4 | 1-1/2" | 18" | 1-1/2" | NO |
| 5160SA3 | 1-1/2" | 13-1/4" | 1-1/2" | YES |
| 5160SA4 | 1-1/2" | 18" | 1-1/2" | YES |



FISHING ROD STORAGE RACK

* Made of SUS316

| Part No | Rod holder I.D | Length | Width | Self-closing |
|----------|----------------|---------|--------|--------------|
| 3160SAT3 | 1-1/2" | 13-1/4" | 1-1/2" | NO |
| 3160SAT4 | 1-1/2" | 18" | 1-1/2" | NO |
| 5160SAT3 | 1-1/2" | 13-1/4" | 1-1/2" | YES |
| 5160SAT4 | 1-1/2" | 18" | 1-1/2" | YES |



PP FLUSH MOUNT ROD HOLDER / U.V. STABILIZED

*Made of Injection Molded PP

| Part No. | Length | I.D. | Color |
|----------|--------|--------|-------|
| 0234PW | 8" | 1-1/2" | White |
| 0234PB | 8" | 1-1/2" | Black |





NYLON FLUSH MOUNT ROD HOLDER / U.V. STABILIZED


*Made of Injection Molded PP


| Part No. | Length | I.D. | Color |
|----------|--------|--------|-------|
| 7741PB | 9-1/2" | 1-3/4" | Black |
| 7741PW | 9-1/2" | 1-3/4" | White |





| | |
|--|---|
| <p>ROD HOLDER / U.V. STABILIZED CAP *Made of 316 Stainless Steel</p> <p>Part No. 7741SAC FOR 07741PB/7741PW</p> |  |
|--|---|


| <p>NYLON FLUSH MOUNT ROD HOLDER / U.V. STABILIZED *Made of Injection Molded PP</p> <table border="1"> <thead> <tr> <th>Part No.</th> <th>Length</th> <th>I.D.</th> <th>Color</th> </tr> </thead> <tbody> <tr> <td>7741PBR</td> <td>9-1/2"</td> <td>1-3/4"</td> <td>Black</td> </tr> <tr> <td>7741PWR</td> <td>9-1/2"</td> <td>1-3/4"</td> <td>White</td> </tr> </tbody> </table> | Part No. | Length | I.D. | Color | 7741PBR | 9-1/2" | 1-3/4" | Black | 7741PWR | 9-1/2" | 1-3/4" | White |  |
|--|----------|--------|-------|-------|---------|--------|--------|-------|---------|--------|--------|-------|---|
| Part No. | Length | I.D. | Color | | | | | | | | | | |
| 7741PBR | 9-1/2" | 1-3/4" | Black | | | | | | | | | | |
| 7741PWR | 9-1/2" | 1-3/4" | White | | | | | | | | | | |


| <p>NYLON FLUSH MOUNT ROD HOLDER / U.V. STABILIZED *Made of Injection Molded PP W/#316 CAP</p> <table border="1"> <thead> <tr> <th>Part No.</th> <th>Length</th> <th>I.D.</th> <th>Color</th> </tr> </thead> <tbody> <tr> <td>7741PBC</td> <td>9-1/2"</td> <td>1-3/4"</td> <td>Black</td> </tr> <tr> <td>7741PWC</td> <td>9-1/2"</td> <td>1-3/4"</td> <td>White</td> </tr> </tbody> </table> | Part No. | Length | I.D. | Color | 7741PBC | 9-1/2" | 1-3/4" | Black | 7741PWC | 9-1/2" | 1-3/4" | White |  |
|---|----------|--------|-------|-------|---------|--------|--------|-------|---------|--------|--------|-------|--|
| Part No. | Length | I.D. | Color | | | | | | | | | | |
| 7741PBC | 9-1/2" | 1-3/4" | Black | | | | | | | | | | |
| 7741PWC | 9-1/2" | 1-3/4" | White | | | | | | | | | | |


| <p>NYLON FLUSH MOUNT ROD HOLDER / U.V. STABILIZED *Made of Injection Molded Nylon W/CAP#316& PP Cover</p> <table border="1"> <thead> <tr> <th>Part No.</th> <th>Length</th> <th>I.D.</th> <th>Color</th> </tr> </thead> <tbody> <tr> <td>7741PBRC</td> <td>9-1/2"</td> <td>1-3/4"</td> <td>Black</td> </tr> <tr> <td>7741PWRC</td> <td>9-1/2"</td> <td>1-3/4"</td> <td>White</td> </tr> </tbody> </table> | Part No. | Length | I.D. | Color | 7741PBRC | 9-1/2" | 1-3/4" | Black | 7741PWRC | 9-1/2" | 1-3/4" | White |  |
|---|----------|--------|-------|-------|----------|--------|--------|-------|----------|--------|--------|-------|---|
| Part No. | Length | I.D. | Color | | | | | | | | | | |
| 7741PBRC | 9-1/2" | 1-3/4" | Black | | | | | | | | | | |
| 7741PWRC | 9-1/2" | 1-3/4" | White | | | | | | | | | | |


| <p>TUBE ROD HOLDER RACK *Made of Plastic.PP</p> <table border="1"> <thead> <tr> <th>Part No.</th> <th>I.D.</th> <th>Height</th> </tr> </thead> <tbody> <tr> <td>9920P1</td> <td>1-5/8"</td> <td>12"</td> </tr> </tbody> </table> | Part No. | I.D. | Height | 9920P1 | 1-5/8" | 12" |  |
|--|----------|--------|--------|--------|--------|-----|---|
| Part No. | I.D. | Height | | | | | |
| 9920P1 | 1-5/8" | 12" | | | | | |


| <p>TUBE ROD HOLDER RACK *Made of Plastic.PP</p> <table border="1"> <thead> <tr> <th>Part No.</th> <th>Length</th> <th>Height</th> <th>I.D.</th> <th>Depth</th> </tr> </thead> <tbody> <tr> <td>9920P2</td> <td>8-3/4"</td> <td>12"</td> <td>1-5/8"</td> <td>2-5/8"</td> </tr> </tbody> </table> | Part No. | Length | Height | I.D. | Depth | 9920P2 | 8-3/4" | 12" | 1-5/8" | 2-5/8" |  |
|---|----------|--------|--------|--------|-------|--------|--------|-----|--------|--------|---|
| Part No. | Length | Height | I.D. | Depth | | | | | | | |
| 9920P2 | 8-3/4" | 12" | 1-5/8" | 2-5/8" | | | | | | | |


| | | | | | |
|--|---------|--------|--------|--------|---|
| TUBE ROD HOLDER RACK *Made of Plastic.PP | | | | |  |
| Part No. | Length | Height | I.D. | Depth | |
| 9920P3 | 12-7/8" | 12" | 1-5/8" | 2-5/8" | |


| | | | |
|---|--------|--------|---|
| TUBE ROD HOLDER RACK *Made of Plastic.PP W/SS MOUNTING CLAMPS | | |  |
| Part No. | I.D. | Height | |
| 9920SP | 1-5/8" | 12" | |


| | | | | |
|---|--------|--------|-------|--|
| LINER FOR ROD HOLDER WITH COVER *Made of Injection Molded PVC W/COVER | | | |  |
| Part No. | Length | I.D. | Color | |
| 7742PC | 9-1/2" | 1-5/8" | Black | |
| 7748PC30 | 9-1/2" | 1-5/8" | Black | |

| | | | | |
|--|--------|--------|-------|---|
| LINER FOR ROD HOLDER *Made of Injection Molded PVC | | | |  |
| Part No. | Length | I.D. | Color | |
| 7742P | 9-1/2" | 1-5/8" | Black | |

| | | | | |
|---|--------|--------|-------|---|
| INSERT FOR ROD HOLDER *Made of Injection Molded Nylon | | | |  |
| Part No. | Length | I.D. | Color | |
| 7744P | 9" | 1-5/8" | Black | |


| | | | | |
|--|--------|--------|-------|---|
| LINER INSERT *Made of Injection Molded PVC | | | |  |
| Part No. | Length | I.D. | Color | |
| 1579P | 9" | 1-5/8" | White | |


| | | | |
|--|--------|--------|---|
| RUBBER PLATE FOR ROD HOLDER *Made of Injection Molded Rubber | | |  |
| Part No. | Length | Width | |
| 7738P1 | 4-1/2" | 3-1/2" | |
| 7748P1 | 4.47" | 3.29" | |
| 7742P1 | 3.89" | 3.16" | |

| | | |
|---|-----------|---|
| PVC COVER FOR ROD HOLDER *Made of PVC | |  |
| Part No. | | |
| 7738R | FOR 7738S | |
| 7739R | FOR 7739S | |
| 7741RB | FOR 7741B | |
| 7741RW | FOR 7741S | |

07738R 07739R 07741RB 07741RW

| | | | |
|---|--------|-------|--|
| DRAIN FOR ROD HOLDER *Made of PVC | | |  |
| Part No | Length | Width | |
| 7745END | 3" | 2" | |

| | | |
|---|-----------|---|
| PVC COVER FOR ROD HOLDER *Made of PVC | |  |
| Part No. | | |
| 7743PB | FOR 7743S | |
| 7743PW | FOR 7743S | |

| | | | | |
|--|------------|-----------|------------|---|
| TRANSOM MOUNT SKI TOW *Made of 304 Stainless Steel | | | |  |
| Part No. | Stock Dia. | Ring Dia. | Thread Leg | |
| 7767S | 3/8" | 2-1/2" | 1-1/2" | |
| 7768S | 3/8" | 2-1/2" | 2" | |
| 7769S | 3/8" | 3" | 2" | |
| 7772S | 1/2" | 3-1/2" | 2.5" | |

| S.S BOW EYE | | | | |
|------------------------------|------------|---------------|----------------|-------|
| *Made of 304 Stainless Steel | | | | |
| Part No. | Stock Dia. | Thread Length | Overall Length | C-C |
| 7821S | 3/16" | 1-3/8" | 2-3/4" | 1.16" |
| 7822S | 1/4" | 1-1/4" | 2-1/2" | 1.28" |
| 7823S | 1/4" | 1-7/8" | 3-1/4" | 1.28" |
| 7824S | 5/16" | 1-3/8" | 2-3/4" | 1.28" |
| 7825S | 5/16" | 2" | 3-3/8" | 1.28" |



| STERN EYE WITH WELDING PLATE | | | | |
|-------------------------------------|------------|---------------|----------------|-------|
| *Made of 304/316 Stainless Steel | | | | |
| Part No. | Stock Dia. | Thread Length | Overall Length | C-C |
| 2863S1 | 3/8" | 3-1/8" | 5" | 1.41" |
| 2864S1 | 3/8" | 2-1/8" | 4" | 1.41" |
| 2866S1 | 3/8" | 2-5/8" | 4-1/2" | 1.41" |
| 2865S1 | 1/2" | 2-7/8" | 4-3/4" | 1.81" |
| 2867S1 | 1/2" | 2-1/8" | 4-5/16" | 1.81" |
| 2868S1 | 1/2" | 3-3/8" | 5-1/4" | 1.81" |
| 2869S1 | 1/2" | 4-1/8" | 6-5/16" | 1.81" |
| 2871S1 | 5/8" | 5-1/2" | 8" | 1.90" |
| 2872S1 | 5/8" | 3-1/2" | 6-1/8" | 1.90" |




| S.S BOW EYE | | | | |
|------------------------------|------------|---------------|----------------|-------|
| *Made of 304 Stainless Steel | | | | |
| Part No. | Stock Dia. | Thread Length | Overall Length | C-C |
| 7840S | 5/8" | 5-7/16" | 8" | 1.90" |




| S.S BOW EYE | | | | |
|------------------------------|------------|---------------|----------------|------|
| *Made of 304 Stainless Steel | | | | |
| Part No. | Stock Dia. | Thread Length | Overall Length | C-C |
| 7811S1 | M5 | 13.8 | 43.6 | 30.8 |
| 7812S1 | M6 | 13.8 | 47.7 | 32.7 |
| 7811S2 | 3/16" | 1/2" | 1-3/4" | 30.8 |
| 7812S2 | 1/4" | 1/2" | 1-7/8" | 32.7 |




| S.S BOW EYE | | | | |
|------------------------------|------------|---------------|----------------|------|
| *Made of 304 Stainless Steel | | | | |
| Part No. | Stock Dia. | Thread Length | Overall Length | C-C |
| 3110S | M8" | 73.0 | 113.0 | 40.0 |
| 3111S | M10" | 86.0 | 140.0 | 50.0 |




| S.S. BOW EYE | | | | |
|------------------------------|------------|---------------|----------------|-------|
| *Made of 304 Stainless Steel | | | | |
| Part No. | Stock Dia. | Thread Length | Overall Length | C-C |
| 7849S | 3/8" | 2-1/2" | 4" | 1.41" |
| 7850S | 3/8" | 3" | 4-1/2" | 1.41" |
| 7851S | 3/8" | 3-1/2" | 5" | 1.41" |
| 7862S | 1/2" | 2-1/2" | 4-1/4" | 1.81" |
| 7853S | 1/2" | 3" | 4-3/4" | 1.81" |
| 7852S | 1/2" | 3-1/2" | 5-1/4" | 1.81" |
| 7856S | 1/2" | 4-3/4" | 6-1/2" | 1.81" |



| DOUBLE U BOLT | | | | |
|------------------------------|------------|-------------|----------------|-------|
| *Made of 304 Stainless Steel | | | | |
| Part No. | Stock Dia. | Stud Length | Overall Length | C-C |
| 7850H | 3/8" | 2-1/4" | 3-21/32" | 1.41" |



| S.S. STERN EYE | | | | |
|------------------------------|------------|---------------|----------------|-------|
| *Made of 304 Stainless Steel | | | | |
| Part No. | Stock Dia. | Thread Length | Overall Length | C-C |
| 7864S | 3/8" | 2-1/2" | 4" | 1.41" |
| 7866S | 3/8" | 3" | 4-1/2" | 1.41" |
| 7863S | 3/8" | 3-1/2" | 5" | 1.41" |
| 7861S | 1/2" | 1-1/4" | 3" | 1.81" |
| 7869S | 1/2" | 2" | 3-3/4" | 1.81" |
| 7867S | 1/2" | 2-1/2" | 4-1/4" | 1.81" |
| 7865S | 1/2" | 3" | 4-3/4" | 1.81" |
| 7868S | 1/2" | 3-1/2" | 5-1/4" | 1.81" |



S.S BOW EYE WITH AGAINST BURGLARS NUTS

*Made of 316 Stainless Steel

| Part No. | Stock Dia. | Thread Length | Overall Length | C-C |
|----------|------------|---------------|----------------|-------|
| 3063SA | 0.464" | 2.2" | 4.85" | 1.81" |

**WELDING PLATE BOW EYE**

*Made of 304/316 Stainless Steel

| Part No. | Stock Dia. | Thread Length | Overall Length | C-C |
|----------|------------|---------------|----------------|-------|
| 2849S1 | 3/8" | 2-1/8" | 4" | 1.41" |
| 2850S1 | 3/8" | 2-5/8" | 4-1/2" | 1.41" |
| 2851S1 | 3/8" | 3-1/8" | 5" | 1.41" |
| 2852S1 | 1/2" | 3-1/8" | 5-3/8" | 1.81" |
| 2853S1 | 1/2" | 2-5/8" | 4-13/16" | 1.81" |
| 2854S1 | 1/2" | 4-1/8" | 6-3/8" | 1.81" |
| 2862S1 | 1/2" | 2-1/8" | 4-3/8" | 1.81" |

**WELDING PLATE BOW EYE**

*Made of 304/316 Stainless Steel

| Part No. | Stock Dia. | Thread Length | Overall Length | C-C |
|----------|------------|---------------|----------------|-------|
| 2870S1 | 5/8" | 5-1/2" | 8" | 1.90" |

**WELDING PLATE BOW EYE**

*Made of 304 Stainless Steel

| Part No. | Stock Dia. | Thread Length | Overall Length | C-C |
|----------|------------|---------------|----------------|-------|
| 2865S1D | 1/2" | 3" | 4.81" | 1.81" |
| 2867S1D | 1/2" | 2.5" | 4.31" | 1.81" |
| 2868S1D | 1/2" | 3.5" | 5.35" | 1.81" |
| 2869S1D | 1/2" | 4.5" | 6.35" | 1.81" |
| 2871S1D | 5/8" | 5.5" | 8" | 1.90" |
| 2872S1D | 5/8" | 3" | 6" | 1.90" |



HOOK SKI TOW SS WITH BACKING PLATE AND TOGGLE RITAINER

*Made of 316 Stainless Steel

| | | |
|----------|--------|----------------|
| Part No. | Lenght | Mounting Shaft |
| 3444SA | 120mm | 10mm*72mm |



BOW EYE WITH PLATE

*Made of 304 Stainless Steel

| | | |
|----------|---------------------------------|---------------------------------|
| Part No. | PLATE ANGLE | U-BOLT |
| 9639S | According to customer's request | According to customer's request |



S.S LIFE EYE

*Made of 304 Stainless Steel

| | | |
|----------|--------------|------------|
| Part No. | Height | Thread |
| 5001S | 82.0(3-1/4") | 5/8"-11UNC |
| 5001SN | 82.0(3-1/4") | 5/8"-11UNC |



LIFT RING CLEAT

*Investment Cast 316 Stainless

| | | | | | |
|---------|--------|----------|----------|------------------|-------------|
| Part No | Length | Eye Dia. | Fastener | Max.LD (.Lb.) | Thread |
| 5002SAS | 6" | 1-1/16" | #10 | 4000 | 5/8"-1 1 |
| 5002SAL | 7" | 1-1/2" | #10 | 5000 | 5/8"-1 1 |



LIFT RING ANCHOR PLATE

*Stamped & Machined 304 Stainless Steel

| | | | | |
|----------|--------|--------|--------|-----------|
| Part No. | Length | Height | Rod | Threads |
| 9699SR | 5-1/4" | 1-5/8" | 1-1/4" | 5/8"-11RH |
| 9699SL | 5-1/4" | 1-5/8" | 1-1/4" | 5/8"-11LH |





LIFT ROD


*304


| | |
|---------|----------------|
| Part No | Length |
| 9983S | 5/8"-11UNE*36" |




| | | | | | |
|---|-------------|-------------|--------|-----------|---|
| STERN LIGHT *S.S. Finished, Flush Mounted | | | | |  |
| Part No. | Width | Length | Bulb | IP Rating | |
| 7805S | 86.0(3.39") | 132.0(5.2") | 12V 8W | IP66 | |

| | | | | |
|---|--------------------------|--------|-----------|---|
| NAVIGATION LIGHT *Outside housing Made of 304 Stainless Steel | | | |  |
| Part No. | Description | Bulb | IP Rating | |
| 7201S | Stem Light (Transparent) | 12V 8W | IP66 | |
| 7202S | Bow Light (Red/Green) | 12V 8W | IP66 | |
| 7203S | Side Light (Green) | 12V 8W | IP66 | |
| 7204S | Side Light (Red) | 12V 8W | IP66 | |

| | | | | |
|---|-------|--------|-----------|--|
| NAVIGATION LIGHT *Outside housing Made of 304 Stainless Steel | | | |  |
| Part No. | Lens | Bulb | IP Rating | |
| 7205S3 | White | 12V 3W | IP66 | |


| | | | | | |
|---|------------|--------|-----------|---------------------|---|
| LED NAVIGATION LIGHT *Outside housing Made of 304 Stainless Steel | | | | |  |
| Part No. | Lens | Bulb | IP Rating | | |
| 7203LED | Green | 12V 3W | IP66 | | |
| 7204LED | Red | 12V 3W | IP66 | | |
| 7206LED | Red &Green | 12V 3W | IP66 | 7203LED+ 7204LED | |

| | | | | | | |
|--|-------|-----------|-----------|--------|-----------|---|
| S.S WATER PROOF FLUSH MOUNT STERN LIGHT *Made of 304 Stainless Steel | | | | | |  |
| Part No | Lens | Lampshade | Base Dia. | Bulb | IP Rating | |
| 7804LEDW | White | White | 3" | 12V 8W | IP66 | |
| 7804LEDB | Blue | White | 3" | 12V 8W | IP66 | |
| 7804LEDR | Red | White | 3" | 12V 8W | IP66 | |

CEILING LIGHTS

*Made of 304 Stainless Steel


| Part No | Base | Bulb |
|---------|--------------|---------|
| 9901S | 63.5(2-1/2") | 12V 15W |
| 9901S12 | 63.5(2-1/2") | 12V 20W |
| 9901S24 | 63.5(2-1/2") | 24V 20W |



LED COURTESY LIGHTS

*Made of NYLON

| Part No | Length | Width | Height | LED | Colour |
|---------|--------|-------|--------|--------|--------|
| 3386PWB | 58mm | 58mm | 17.8mm | 12V,1W | Blue |
| 3386PWR | 58mm | 58mm | 17.8mm | 12V,1W | Red |



LED LIGHT

*Made of PC

| Part No | Lens | Bulb | IP Rating |
|---------|-------|-----------|-----------|
| 0326LED | White | 12V,0.25W | IP68 |



LED LIGHT

*Made of PC W/304 Stainless Steel Cap

| Part No | Lens | Bulb | IP Rating |
|---------|-------|------------|-----------|
| 0273LED | White | 12V, 0.25W | IP68 |



S.S 304 LED COURTESY LIGHT

*Water-resistant

| Part No | Base | Height | LED | IP Rating |
|---------|-----------|--------|----------|-----------|
| 9900S12 | 3"*1-1/2" | 1-1/4" | 12V 1.5W | IP66 |
| 9900S24 | 3"*1-1/2" | 1-1/4" | 24V 1.5W | IP66 |



LED COURTESY LIGHT

* Made of brass Water-resistant

| Part No | Base | Height | LED | IP Rating |
|---------|-----------|--------|----------|-----------|
| 9900B12 | 3"*1-1/2" | 1-1/4" | 12V 1.5W | IP66 |
| 9900B24 | 3"*1-1/2" | 1-1/4" | 24V 1.5W | IP66 |



| LED LIGHT | | | | |
|--------------------------------------|--------|-------|----------|--------|
| *Made of 304 Stainless Steel and pvc | | | | |
| Part No | Length | Width | LED | Color |
| 9900LEDY | 3" | 1.5" | 12V 1.5W | yellow |
| 9900LEDW | 3" | 1.5" | 12V 1.5W | white |
| 9900LEDB | 3" | 1.5" | 12V 1.5W | blue |



| LED LIGHT | | | | |
|------------------|-----------------|------|---------|-----------|
| *Made of Brass | | | | |
| Part No | The light color | Bulb | Wattage | IP Rating |
| 3190BB | Blue | 12V | 2W | IP68 |
| 3190BG | Green | 12V | 2W | IP68 |
| 3190BR | Red | 12V | 2W | IP68 |
| 3190BW | White | 12V | 2W | IP68 |



| DRAIN PLUG WITH LED | | | | | |
|----------------------------|-----------------|------|-----------|-------|-------|
| *Made of Brass | | | | | |
| Part No | The light color | Bulb | IP Rating | Power | lumen |
| 3263BB | Blue | 12V | IP68 | 1W | 15LM |
| 3263BR | Red | 12V | IP68 | 1W | 20LM |
| 3263BW | White | 12V | IP68 | 1W | 60LM |



| DRAIN PLUG | | | | | |
|-------------------|-----------------|------|-------|-------|-----------|
| *Made of Brass | | | | | |
| Part No | The light color | Bulb | Power | lumen | IP Rating |
| 3263PLGB | Blue | 12V | 1W | 15LM | IP68 |
| 3263PLGG | Green | 12V | 1W | 50LM | IP68 |
| 3263PLGR | Red | 12V | 1W | 20LM | IP68 |



| DRAIN PLUG | | |
|-------------------|-------------|------|
| *Made of Brass | | |
| Part No | Flange O.D. | Size |
| 3195B | 2" | 1/2" |



FLUSH SIDE LIGHT

*Made of 304 Stainless Steel

| Part No | The light color | Bulb | Wattage | Effective Lumen | Picth | IP Rating |
|----------|-----------------|-------|---------|-----------------|-------|-----------|
| 3321LEDR | Red | DC12V | 1W | 19Lumen | 136 | IP66 |
| 3321LEDG | Green | DC12V | 1W | 61.5Lumen | 136 | IP66 |



NAVIGATION LIGHT

*Outside housing Made of 304 Stainless Steel

| Part No. | Width | Length | Bulb | Color | Break angle | IP Rating |
|----------|--------|--------|-----------|----------------------------|-------------|-----------|
| 9913SG | 2-1/2" | 3-1/4" | 12V 8W | Green(Side Light) | 112.5° | IP66 |
| 9913SRG1 | 2-1/2" | 3-1/4" | 12V 8W | Red/Green (Bi-Color Light) | 112.5° | IP66 |
| 9913SR | 2-1/2" | 3-1/4" | 12V 8W | Red (Side Light) | 112.5° | IP66 |
| 9913SRG2 | 2-1/2" | 3-1/4" | 12V 8W | Red/Green (Bi-Color Light) | 225.0° | IP66 |
| 9913S | 2-1/2" | 3-1/4" | 12V 8W | White(Stern light) | 135.0° | IP66 |



LED NAVIGATION LIGHT

*Outside housing Made of 304 Stainless Steel

| Part No. | Width | Length | LED | Color | Break angle | IP Rating |
|----------|--------|--------|-----------|----------------------------|-------------|-----------|
| 9953SG | 2-1/2" | 3-1/4" | 12V 1W | Green(Side Light) | 112.5° | IP66 |
| 9953SRG1 | 2-1/2" | 3-1/4" | 12V 1W | Red/Green (Bi-Color Light) | 112.5° | IP66 |
| 9953SR | 2-1/2" | 3-1/4" | 12V 1W | Red (Side Light) | 112.5° | IP66 |
| 9953SRG2 | 2-1/2" | 3-1/4" | 12V 1W | Red/Green (Bi-Color Light) | 225.0° | IP66 |



LED NAVIGATION LIGHT

*Outside housing Made of 304 Stainless Steel
9953SN=9953SG+9953SR

| Part No. | Width | Length | LED | Color | Break angle | IP Rating |
|----------|--------|--------|-----------|-------------------|-------------|-----------|
| 9953SN | 2-1/2" | 3-1/4" | 12V 1W | Green(Side Light) | 112.5° | IP66 |



READING LIGHT

*Made of brass

| Part No | Base | Halogen | M'TL |
|---------|--------|---------|-------|
| 4672B | 3-5/8" | 12V/15W | Brass |



LED READING LIGHT

*Made of brass

| Part No | Base | LED | M'TL |
|---------|--------|----------|-------|
| 4682B | 3-5/8" | MR-16-3W | Brass |



HEAD LIGHTS

*Made of Brass

| Part No | Base | Halogen | Finish |
|---------|--------------|---------|--------------|
| 4677B | 71.4(2-7/8") | 12V 10W | Brass |
| 4677BC | 71.4(2-7/8") | 12V 10W | ChromePlated |




DOME LIGHT (HALOGEN)

*Made of Stamped Polished Brass / 304 Stainless Steel

| Part No. | Len Dia. | Base Dia | M'TL | Halogen |
|----------|----------|----------|-------|-------------------------|
| 8124BHY | 4" | 5-1/2" | Brass | 12v 15W |
| 8125BHY | 5" | 6-3/4" | Brass | 12V 15W |
| 8125BDHY | 5" | 6-3/4" | Brass | 12V 15W 2(Red/White) |
| 8124SHY | 4" | 5-1/2" | S.S | 12V 15W |
| 8125SHY | 5" | 6-3/4" | S.S | 12V 15W |
| 8125SDHY | 5" | 6-3/4" | S.S | 12V 15W 2(Red/White) |





| S.S DOME LIGHT | | | | |
|---|----------|----------|--------|----------|
| *Made of Stamped 304 Stainless Steel | | | | |
| Part No. | Len Dia. | Base Dia | Height | LED |
| 8143S2Y | 3" | 4-1/2" | 1-1/2" | 12V,1.5W |
| 8144S1Y | 4" | 5-1/2" | 1-5/8" | 12V,3W |
| 8145S1Y | 5" | 6-3/4" | 2" | 12V,3W |



| BRASS DOME LIGHT | | | | |
|---|----------|----------|--------|----------|
| * Made of Stamped Polished Brass | | | | |
| Part No. | Len Dia. | Base Dia | Height | LED |
| 8143B2Y | 3" | 4-1/2" | 1-1/2" | 12V,1.5W |
| 8144B1Y | 4" | 5-1/2" | 1-5/8" | 12V,3W |
| 8145B1Y | 5" | 6-3/4" | 2" | 12V,3W |



| S.S DOME LIGHT | | | | |
|---|----------|----------|--------|--------------|
| *Made of Stamped 304 Stainless Steel | | | | |
| Part No. | Len Dia. | Base Dia | Height | Bulb/Halogen |
| 8125S | 5" | 6-3/4" | 2" | 12V 15W |
| 8125SH | 5" | 6-3/4" | 2" | 12V 15W |
| 8124S | 4" | 5-1/2" | 1-5/8" | 12V 15W |
| 8124SH | 4" | 5-1/2" | 1-5/8" | 12V 15W |
| 8123SH | 3" | 4-1/2" | 1-1/2" | 12V 8W |



| TEAK DOME LIGHT | | | | |
|---|----------|----------|--------|----------|
| *Made of Teak/Stamped Polished Brass | | | | |
| Part No. | Len Dia. | Base Dia | Height | Bulb |
| 8125TY | 5" | 6-3/4" | 2" | 12V, 15W |
| 8124TY | 4" | 5-1/2" | 1-5/8" | 12V, 15W |
| 8123TY | 3" | 4-1/2" | 1-1/2" | 12V, 8W |



TEAK DOME LIGHT

*Made of Teak/Stamped Polished Brass

| Part No. | Len Dia. | Base Dia | Height | LED |
|----------|----------|----------|--------|----------|
| 8143T2Y | 3" | 4-1/2" | 1-1/2" | 12V,1.5W |
| 8144T1Y | 4" | 5-1/2" | 1-5/8" | 12V,3W |
| 8145T1Y | 5" | 6-3/4" | 2" | 12V,3W |

**S.S DOME LIGHT**

*Made of Stamped 304 Stainless Steel

| Part No. | Len Dia. | Base Dia | Height | Bulb/Halogen |
|----------|----------|----------|--------|--------------|
| 8125SV | 5" | 6-3/4" | 2" | 12V, 15W |
| 8124SV | 4" | 5-1/2" | 1-5/8" | 12V, 15W |
| 8123SV | 3" | 4-1/2" | 1-1/2" | 12V, 8W |

**DOMELIGHT (BULB)**

*Made of Stamped Polished Brass / 304 Stainless Steel

| Part No. | Len Dia. | Base Dia | Height | Bulb |
|----------|----------|----------|--------|--------------|
| 8124BY | 4" | 5-1/2" | 1-5/8" | 1 |
| 8125BY | 5" | 6-3/4" | 2" | 1 |
| 8125BDY | 5" | 6-3/4" | 2" | 2(Red/White) |
| 8124SY | 4" | 5-1/2" | 1-5/8" | 1 |
| 8125SY | 5" | 6-3/4" | 2" | 1 |
| 8125SDY | 5" | 6-3/4" | 2" | 2(Red/White) |

**DOMELIGHT (HALOGEN)**

*Made of Stamped 304 Stainless Steel and white powder coating


| Part No. | Len Dia. | Base Dia | Height | Halogen |
|----------|----------|----------|--------|-------------------------|
| 8123HW | 3" | 4-1/2" | 1-1/2" | 12V, 8W |
| 8124HW | 4" | 5-1/2" | 1-5/8" | 12V, 15W |
| 8125HW | 5" | 6-3/4" | 2" | 12V, 15W |
| 8125DHW | 5" | 6-3/4" | 2" | 12V, 15W (Red,White) |


**LED CHARTLIGHT-LARGE HEAD**

*Made of Brass


| Part No | Base | LED |
|---------|-----------|----------|
| 2986BT | 46.6*53.8 | MR-16-3W |





| | | | | |
|--------------------------|-------------|----------|----------|---|
| LED READING LIGHT | | | |  |
| *Made of Brass | | | | |
| Part No | Base | LED | M'TL | |
| 2986B2C | 65.5(2.57") | MR-16-3W | CP Brass | |
| 2986B2 | 65.5(2.57") | MR-16-3W | Brass | |


| | | | | |
|--------------------------|-----------|----------|----------|---|
| LED READING LIGHT | | | |  |
| *Made of Brass | | | | |
| Part No | Base | LED | M'TL | |
| 4684B | 60(2.36") | MR-16-3W | Brass | |
| 4684BC | 60(2.36") | MR-16-3W | CP Brass | |


| | | | | |
|------------------------------|-------------|----------|--|--|
| LED READING LIGHT | | | |  |
| *Made of 304 Stainless Steel | | | | |
| Part No | Base | LED | | |
| 3099LED | 69.8(2.75") | MR-16-3W | | |


| | | | | |
|----------------------|-------------|---------|----------|---|
| READING LIGHT | | | |  |
| *Made of Brass | | | | |
| Part No | Base | Halogen | M'TL | |
| 4671B | 60.0(2.36") | 12V 10W | Brass | |
| 4671BC | 60.0(2.36") | 12V 10W | CP Brass | |


| | | | | |
|--------------------------|-------------|----------|----------|---|
| LED READING LIGHT | | | |  |
| *Made of Brass | | | | |
| Part No | Base | LED | M'TL | |
| 4681B | 60.0(2.36") | MR-16-3W | Brass | |
| 4681BC | 60.0(2.36") | MR-16-3W | CP Brass | |

| | | | | | |
|------------------------------|--------|--------|--------|-------|---|
| BOLLARD WITH LIGHT | | | | |  |
| *Made of 316 Stainless Steel | | | | | |
| Part No | Base | Height | Bulb | Color | |
| 1255SA | 3-1/8" | 4" | 12V 8W | Red | |
| 1255SAW | 3-1/8" | 4" | 12V 8W | White | |

| | | |
|--|-------|---|
| <p>DRINK HOLDERS</p> <p>*Made of polished 316 Stainless Steel</p> <p>*5/16"*4-1/8"O.D. solid rings</p> <p>*5/16"*2"thread studs</p> <p>*2"above deck when installed</p> | |  |
| Part No. | Rings | |
| 1205SASN | 1 | |
| 1205SADN | 2 | |
| 1205SATN | 3 | |

| | | |
|--|-------|---|
| <p>DRINK HOLDERS</p> <p>*Made of polished 316 Stainless Steel</p> <p>*3-1/2" I.D. solid rings</p> <p>*1/4" thread holes</p> | |  |
| Part No. | Rings | |
| 3098SAS | 1 | |
| 3098SAD | 2 | |

| | | | | |
|--|-------|--------|--------|---|
| <p>DRINK HOLDERS</p> <p>*Made of polished 316 Stainless Steel</p> <p>*3-1/2" I.D. solid rings</p> <p>*1/4" thread holes</p> | | | |  |
| Part No. | Rings | I.D. | Height | |
| 9594SAN | 2 | 3-1/2" | 3" | |

| | | | | |
|--|-------|--------|--------|---|
| <p>DRINK HOLDERS</p> <p>*Made of polished 316 Stainless Steel</p> <p>*3-1/2" I.D. solid rings</p> | | | |  |
| Part No. | Rings | I.D. | Height | |
| 3323SA | 2 | 3-1/2" | 3" | |

| | | |
|---|-------|---|
| <p>DRINK HOLDER</p> <p>*Made of polished 304 Stainless Steel</p> <p>*5/16"*4-1/8"O.D. solid rings</p> <p>*5/16"*2"thread studs</p> <p>*2"above deck when installed</p> | |  |
| Part No. | Rings | |
| 0207SD | 2 | |

DRINK HOLDER

*Made of polished 316 Stainless Steel

*3.17”I.D. solid rings

| Part No. | Rings | ID | H |
|----------|-------|-------|-------|
| 9022SA1 | 1 | 3.17” | 1.95” |
| 9022SA2 | 2 | 3.17” | 1.95” |
| 9022SA3 | 3 | 3.17” | 1.95” |

**DRINK HOLDER**

*Made of polished 316 Stainless Steel

| Part No. | Rings | φ | H |
|----------|-------|------|------|
| 9396SA | 1 | 2.8” | 5.0” |

**DRINK HOLDER**

*Made of polished 316 Stainless Steel

*3.41”I.D. solid rings

| Part No. | Rings | ID | H |
|----------|-------|-------|-------|
| 9675SMH | 1 | 3.41” | 2.66” |

**DRINK HOLDER**

*Made of polished 316 Stainless Steel

*3.25”I.D. solid rings

| Part No. | Rings | ID | H |
|----------|-------|-------|-------|
| 0634SAD | 1 | 3.25” | 5.35” |

**DRINK HOLDER**

*Made of polished 304 Stainless Steel

*3.54”I.D. solid rings

| Part No. | Rings | ID | H | Colour |
|----------|-------|-------|-----|-----------------|
| 0436S | 1 | 3.54” | 3.7 | Metallic luster |
| 0436SB | 1 | 3.54” | 3.7 | Black |



DRINK HOLDER

*Made of polished 304 Stainless Steel
 *3.41”I.D. solid rings

| Part No. | Rings | ID | H |
|----------|-------|-------|-------|
| 9021SN | 1 | 3.41” | 3.42” |



DRINK HOLDER

*Made of polished 304 Stainless Steel
 *3.5”I.D. solid rings

| Part No. | Rings | ID | H | Colour |
|----------|-------|-------|-------|-----------------|
| 9021S | 1 | 3.50” | 3.42” | Metallic luster |
| 9021SB | 1 | 3.50” | 3.42” | Black |



DRINK HOLDER

*Made of polished 304 Stainless Steel

| Part No. | ID | H |
|----------|------|-------|
| 3519S | 3.9” | 3.44” |



NYLON RAIL MOUNT CUPHOLDER

*Made of Injection Nylon
 *This cap holder can be any degree, 90 degree to 180 degree,

| Part No | Length | Height | Width | Rail |
|---------|--------|--------|--------|----------|
| 9201SN | 4-7/8” | 3-1/2” | 4-1/2” | 7/8”or1” |



NYLON RAIL MOUNT CUPHOLDER

*Made of Injection Nylon
 *This cap holder can be any degree, 90 degree to 180 degree

| Part No | Length | Height | Width | Rail |
|---------|--------|--------|--------|----------|
| 9201S | 4-7/8” | 3-1/2” | 4-1/2” | 7/8”or1” |



DRINK HOLDER

*Made of 304 Stainless Steel

| Part No | Length | Height | Width | ID |
|---------|--------|--------|-------|-------|
| 9998S | 3.26" | 0.59" | 3.39" | 2.67" |



DRINK HOLDER

*Made of 304 Stainless Steel

| Part No | Length | Height | Width | OD |
|---------|--------|--------|-------|-------|
| 9998SL | 4.45" | 0.63" | 4.37" | 3.70" |



ADJUSTABLE DRINK HOLDER

*Made of 304 Stainless Steel

| Part No | Length | Deep | Width | OD |
|---------|--------|-------|-------|-------|
| 9931SL | 4.02" | 0.79" | 4" | 3.70" |



ADJUSTABLE DRINK HOLDER

*Made of 304 Stainless Steel

| Part No | Length | Deep | Width | OD |
|---------|--------|-------|-------|-------|
| 9931S | 3.96" | 0.86" | 3.8" | 3.46" |



ADJUSTABLE DRINK HOLDER

*Made of 304 Stainless Steel

| Part No | Length | Deep | Width | OD | Fits tubing |
|---------|--------|-------|-------|-------|--------------|
| 9931SN1 | 3.96" | 0.86" | 3.8" | 3.46" | 7/8"TO1-1/4" |



ADJUSTABLE DRINK HOLDER

*Made of ABS

| Part No | Length | Deep | Width | L | Color |
|---------|---------|------|--------|-------------------|-------|
| 9931PW | 3-9/10" | 1" | 3-4/5" | 2-3/5" to 3-7/10" | White |
| 9931PB | 3-9/10" | 1" | 3-4/5" | 2-3/5" to 3-7/10" | Black |



ADJUSTABLE DRINK HOLDER

*Made of ABS

| Part No | Length | Width | Fits tubing | L | Color |
|---------|---------|--------|-------------|-------------------|-------|
| 9931PBN | 3-9/10" | 3-4/5" | 3/4" to 1" | 2-3/5" to 3-7/10" | Black |
| 9931PWN | 3-9/10" | 3-4/5" | 3/4" to 1" | 2-3/5" to 3-7/10" | White |



ADJUSTABLE DRINK HOLDER

*Made of ABS

| Part No | Length | Width | Fits tubing | L | Color |
|---------|---------|--------|----------------|-------------------|-------|
| 9931PB1 | 3-9/10" | 3-4/5" | 3/4" to 1-1/2" | 2-3/5" to 3-7/10" | Black |
| 9931PW1 | 3-9/10" | 3-4/5" | 3/4" to 1-1/2" | 2-3/5" to 3-7/10" | White |



GLASSAND CAN HOLDER

*Made of 304 Stainless Steel, W/PAD, W/GASKET, W/LED

| Part No. | Height | LED | Colour | Flange | Barb |
|-----------|--------|--------|--------|--------|------|
| 9957LEDAB | 3-1/4" | 12V,1W | Blue | 4-1/4" | 3/8" |





GLASSAND CAN HOLDER


*Made of 304 Stainless Steel, W/PAD, W/GASKET, W/LED


| Part No. | Height | LED | Colour | Flange | Barb |
|-----------|--------|--------|--------|--------|------|
| 9957LEDAR | 3-1/4" | 12V,1W | Red | 4-1/4" | 3/8" |





| | | | | | | |
|--|--------|--------|--------|--------|------|---|
| GLASSAND CAN HOLDER | | | | | |  |
| *Made of 304 Stainless Steel, W/PAD, W/GASKET, W/LED | | | | | | |
| Part No. | Height | LED | Colour | Flange | Barb | |
| 9957LEDDB | 3-1/4" | 12V,1W | Blue | 4-1/4" | 3/8" | |

| | | | | | | |
|--|--------|--------|--------|--------|------|---|
| GLASSAND CAN HOLDER | | | | | |  |
| *Made of 304 Stainless Steel, W/PAD, W/GASKET, W/LED | | | | | | |
| Part No. | Height | LED | Colour | Flange | Barb | |
| 9957LEDDR | 3-1/4" | 12V,1W | Red | 4-1/4" | 3/8" | |

| | | | | | | |
|--|--------|--------|--------|--------|------|---|
| GLASSAND CAN HOLDER | | | | | |  |
| *Made of 304 Stainless Steel, W/PAD, W/GASKET, W/LED | | | | | | |
| Part No. | Height | LED | Colour | Flange | Barb | |
| 9958LEDAB | 3-1/4" | 12V,1W | Blue | 4-1/4" | 3/8" | |

| | | | | | |
|-----------------|-------|-------|----------|--------|---|
| LED RING | | | | |  |
| *Made of PP | | | | | |
| Part No. | ID | OD | LED | Colour | |
| 3201PR | 3.65" | 4.54" | 12V,0.6W | Red | |
| 3201PB | 3.65" | 4.54" | 12V,0.6W | Blue | |

| | | | | | |
|------------------------------|--------|-------------------|--------|------|---|
| GLASSAND CAN HOLDER | | | | |  |
| *Made of 304 Stainless Steel | | | | | |
| Part No. | Height | W/PAD& GASKET | Flange | Barb | |
| 9958SBE | 3-1/4" | φ2-13/16"~φ3-1/4" | 4-1/4" | 3/8" | |

| | | | | | |
|-------------------------|--------|--------|------|-------|---|
| DRINK CUP HOLDER | | | | |  |
| *Made of Plastic PP | | | | | |
| Part No. | Height | Flange | Barb | Color | |
| 3173PW | 3-1/8" | 4-1/4" | 3/8" | White | |
| 3173PB | 3-1/8" | 4-1/4" | 3/8" | Black | |
| 3173PW1 | 3-1/8" | 4-1/4" | 1/4" | White | |
| 3173PB1 | 3-1/8" | 4-1/4" | 1/4" | Black | |
| 3173PWN | 3-1/8" | 4-1/4" | None | White | |
| 3173PBN | 3-1/8" | 4-1/4" | None | Black | |


DRINK CUP HOLDER
*Made of Plastic PP and SS

| Part No. | Height | Flange | Barb | Color |
|----------|--------|--------|------|-------|
| 3173PWS | 3-1/8" | 4-1/4" | 3/8" | White |
| 3173PBS | 3-1/8" | 4-1/4" | 3/8" | Black |




DRINK CUP HOLDER
*Made of Plastic PP

| Part No. | Height | Color | Flange | Barb |
|----------|--------|-------|--------|------|
| 3278PB | 3-1/2" | Black | 4-1/4" | 3/8" |
| 3278PW | 3-1/2" | White | 4-1/4" | 3/8" |




PLASTIC DRINK HOLDER WITH SS COVER
*Made of Plastic PP and SS

| Part No. | Height | Color | Flange | Barb |
|----------|--------|-------|--------|--------------|
| 3278PBS | 3-1/2" | Black | 4-1/4" | 3/8" or 5/8" |
| 3278PWS | 3-1/2" | White | 4-1/4" | 3/8" or 5/8" |




CARBON FIBER PRINT DRINK HOLDER
*Made of Plastic PP

| Part No. | Height | Flange | Barb |
|----------|--------|--------|------|
| 3278PCF | 3-1/2" | 4-1/4" | 3/8" |



GLASS AND CAN HOLDER
*Made of 304 Stainless Steel, W/PAD, W/GASKET, W/LED

| Part No. | Height | LED | Color | Flange | Barb |
|-----------|--------|--------|-------|--------|------|
| 9957LEDCB | 3-1/4" | 12V,1W | Blue | 4-1/4" | 3/8" |



DRINK CUP HOLDER
*Made of 304 Stainless Steel

| Part No. | Height | Flange | ID |
|----------|--------|--------|-------|
| 3095SE | 1-3/4" | 3.43" | 2.83" |
| 0415SEB | 2.87" | 3.43" | 2.83" |



DRINK CUP HOLDER

*Made of 304 Stainless Steel

| Part No. | Height | Flange | Taper | Max ID |
|----------|--------|--------|-------|--------|
| 3095SLE | 1.57" | 3.46" | 7.8° | 3.04" |

**DRINK CUP HOLDER**

*Made of 304 Stainless Steel

| Part No. | Height | Flange | ID |
|----------|--------|--------|-------|
| 0415SOP | 2.9" | 3.43" | 2.82" |

**DRINK CUP HOLDER**

*Made of 304 Stainless Steel

| Part No. | Height | Flange | ID |
|----------|--------|--------|-------|
| 9682SP | 3.36" | 4.25" | 3.55" |

**DRINK CUP HOLDER**

*Made of 304 Stainless Steel

| Part No. | Height | Flange | ID |
|----------|--------|--------|-------|
| 9682SCL | 3.36" | 4.25" | 3.55" |

**MARINE SINGLE HORN**

*Made of Stainless Steel

| Part No | DIA | Length | Voltage |
|---------|-------|--------|---------|
| 3162S12 | 101mm | 410mm | 12 |
| 3162S24 | 101mm | 410mm | 24 |

**MARINE TWIN HORNS**

*Made of Stainless Steel with high & low tone

| Part No | DIA | Length | Voltage |
|----------|-------|-------------|---------|
| 3162SD12 | 101mm | 410mm,465mm | 12 |
| 3162SD24 | 101mm | 410mm,465mm | 24 |


**BEANBAG STYLE ASHTRAY**


*Made of Stamped 304 Stainless Steel


| Part No | Width | Height | Color | Package material |
|---------|----------|----------|-------|------------------|
| 2911SB | 10.0(4") | 50.02") | Blue | Cloth |
| 2911SR | 10.0(4") | 50.0(2") | Red | Cloth |
| 2911SBL | 10.0(4") | 50.0(2") | Blue | PU Leather |




| | |
|--|--|
| | |
|--|--|


| | | | |
|---|----------------------------|---------------------|---|
| RAIL MOUNT BRACKETS *Made of Injection Molded Nylon | | |  |
| Part No | Square Tube mounting range | Tube mounting range | |
| 9202S | 7/8"to1" | 7/8"to1" | |
| 9202S32 | 7/8"to1-1/4" | 7/8"to1-1/4" | |


| | | | |
|---|----------------------------|---------------------|--|
| RAIL MOUNT BRACKETS *Made of Injection Molded Nylon | | |  <p style="font-size: small; color: red; text-align: center;">9202S32 9202S32A 9202S32B 9202S32C 9202S32D</p> |
| Part No | Square Tube mounting range | Tube mounting range | |
| 9202S32 | 7/8"to1-1/4" | 7/8"to1-1/4" | |
| 9202S32A | 7/8"to1-1/4" | 7/8"to1-1/4" | |
| 9202S32B | 7/8"to1-1/4" | 7/8"to1-1/4" | |
| 9202S32C | 7/8"to1-1/4" | 7/8"to1-1/4" | |
| 9202S32D | 7/8"to1-1/4" | 7/8"to1-1/4" | |


| | | |
|---|-------------|---|
| RAIL MOUNT BRACKETS *Made of Injection Molded Nylon | |  |
| Part No | Fits tubing | |
| 9203S | 7/8"-1" | |


| | | |
|---|-------------|---|
| RAIL MOUNT BRACKETS *Made of Injection Molded Nylon | |  |
| Part No | Fits tubing | |
| 9203S1 | 7/8"-1" | |


| | | |
|---|-------------|---|
| RAIL MOUNT BRACKETS *Made of Injection Molded Nylon | |  |
| Part No | Fits tubing | |
| 9203S2 | 7/8"-1" | |


| | |
|---|---|
| <p>RAIL MOUNT *Made of Stainless Steel</p> <p>Part No. Fits Tubing 9202U 7/8" – 1"</p> |  |
|---|---|

| | |
|---|---|
| <p>RAIL MOUNT ANTENNA BRACKET, WITH 1"-14 THREADS *Made of 304 Stainless Steel</p> <p>Part No. Fits tubing. 1618S 7/8" To 1"</p> |  |
|---|---|

| | |
|--|--|
| <p>RAIL MOUNT ANTENNA BRACKET, WITH 1"-14 THREADS *Made of 304 Stainless Steel</p> <p>Part No. Fits tubing. 1618SN 7/8" To 1"</p> |  |
|--|--|


| | | | | | | | |
|---|---------------------|----------------------------|----------------------------|---------|----------------|----------------|---|
| <p>RAIL MOUNT ANTENNA BRACKET, WITH 1"-14 THREADS *Made of 304 Stainless Steel</p> <table border="0"> <tr> <td>Part No.</td> <td>Tube mounting range</td> <td>Square Tube mounting range</td> </tr> <tr> <td>1618S32</td> <td>7/8" To 1-1/4"</td> <td>7/8" To 1-1/4"</td> </tr> </table> | Part No. | Tube mounting range | Square Tube mounting range | 1618S32 | 7/8" To 1-1/4" | 7/8" To 1-1/4" |  |
| Part No. | Tube mounting range | Square Tube mounting range | | | | | |
| 1618S32 | 7/8" To 1-1/4" | 7/8" To 1-1/4" | | | | | |

| | | | | | | | | | | | | | |
|--|----------|---------|--------|-------|--------|--------|-------|--------|---------|----|----|-----|---|
| <p>S.S. SWIM PLATFORM MOUNTING BRACKET *Made of 304 Stainless Steel</p> <table border="0"> <tr> <td>Part No.</td> <td>Length</td> <td>Height</td> <td>Width</td> <td>Tube</td> <td>Degree</td> </tr> <tr> <td>7756S</td> <td>8-3/4"</td> <td>20-1/4"</td> <td>3"</td> <td>1"</td> <td>15°</td> </tr> </table> | Part No. | Length | Height | Width | Tube | Degree | 7756S | 8-3/4" | 20-1/4" | 3" | 1" | 15° |  |
| Part No. | Length | Height | Width | Tube | Degree | | | | | | | | |
| 7756S | 8-3/4" | 20-1/4" | 3" | 1" | 15° | | | | | | | | |

| | | | | | | | | | | | | | | | | | | | | | | | | | |
|--|----------|--------|--------|-------|--------|--------|-------|----|-----|--------|------|-----|-------|----|-----|--------|------|-----|-------|----|-----|--------|------|-----|---|
| <p>S.S. SWIM PLATFORM MOUNTING BRACKET *Made of 304 Stainless Steel</p> <table border="0"> <tr> <td>Part No.</td> <td>Length</td> <td>Height</td> <td>Width</td> <td>Tube</td> <td>Degree</td> </tr> <tr> <td>7990S</td> <td>6"</td> <td>12"</td> <td>1-1/2"</td> <td>7/8"</td> <td>12°</td> </tr> <tr> <td>7991S</td> <td>6"</td> <td>12"</td> <td>1-1/2"</td> <td>7/8"</td> <td>16°</td> </tr> <tr> <td>7992S</td> <td>9"</td> <td>17"</td> <td>1-1/2"</td> <td>7/8"</td> <td>12°</td> </tr> </table> | Part No. | Length | Height | Width | Tube | Degree | 7990S | 6" | 12" | 1-1/2" | 7/8" | 12° | 7991S | 6" | 12" | 1-1/2" | 7/8" | 16° | 7992S | 9" | 17" | 1-1/2" | 7/8" | 12° |  |
| Part No. | Length | Height | Width | Tube | Degree | | | | | | | | | | | | | | | | | | | | |
| 7990S | 6" | 12" | 1-1/2" | 7/8" | 12° | | | | | | | | | | | | | | | | | | | | |
| 7991S | 6" | 12" | 1-1/2" | 7/8" | 16° | | | | | | | | | | | | | | | | | | | | |
| 7992S | 9" | 17" | 1-1/2" | 7/8" | 12° | | | | | | | | | | | | | | | | | | | | |


S.S. SWIM PLATFORM MOUNTING BRACKET
 *Made of 304 Stainless Steel

| Part No. | Length | Height | Width | Tube | Degree |
|----------|--------|--------|--------|------|--------|
| 7992S7 | 7" | 14" | 1-1/2" | 7/8" | 12° |
| 7992S9 | 9" | 17" | 1-1/2" | 7/8" | 12° |
| 7992S14 | 14" | 21" | 1-1/2" | 7/8" | 12° |




S.S. TABLE BRACKET
 *Made of 304 Stainless Steel

| Part No. | Length | Height | Max.Load 1 | Max.Load 2 |
|----------|--------|--------|------------|------------|
| 7995S | 12" | 6-1/2" | 150kgs | 200kgs |




S.S. TABLE BRACKET
 *Made of 304 Stainless Steel

| Part No. | Length | Height | Max.Load 1 | Max.Load 2 |
|----------|--------|--------|------------|------------|
| 7995SH | 12" | 6-1/2" | 200kgs | 250kgs |
| 7995SH2 | 12" | 6-1/2" | 300kgs | 350kgs |




S.S. TABLE BRACKET
 *Made of 304 Stainless Steel

| Part No. | Length | Height | Max.Load |
|----------|--------|--------|----------|
| 7995S1 | 12" | 6-1/2" | 150kgs |




S.S. TABLE BRACKET
 *Made of 304 Stainless Steel


| Part No. | Length | Height | Max.Load |
|----------|--------|--------|----------|
| 7995SN | 12" | 6-1/2" | 150kgs |





ALUMINIUM TABLE BRACKET
 *Made of Aluminum


| Part No. | Length Deployed | Height Stowed |
|----------|-----------------|---------------|
| 9966AAL | 16.96" | 10.16" |




| | | | | |
|--|--------|--------|--------|---|
| ANGLE BRACKET *Made of 304 Stainless Steel | | | |  |
| Part No | Length | High | Angle | |
| 2650S | 11.8" | 7-7/8" | 100Deg | |

| | | | |
|---|---------------|---------------|---|
| S.S.TABLE BRACKETS *Made of Stamped 304 Stainless Steel *One set Includes Two Wall Brackets And Two Table Brackets | | |  |
| Part No | Wall Bracket | Table Bracket | |
| 7994S | 2-1/8"*3-3/8" | 1-3/4"*2-3/4" | |


| | | |
|--|--------------|---|
| S.S.TABLE BRACKETS *Made of Stamped 304 Stainless Steel Brackets | |  |
| Part No | Wall Bracket | |
| 3533SE | 1.2"*2.1" | |

| | | | |
|--|----------------------|-----------|---|
| HATCH LOCK FASTENER *Made of S.S | | |  |
| Part No | Overall Length | Cut Hole | |
| 1203S | 58(2-1/4") | 21(0.83") | |
| 1203SP | Plate Only58(2-1/4") | | |


| | | |
|--|-------------------------------|---|
| COUPLER LOCKING PIN *Made of 304 Stainless Steel | |  |
| Part No. | CUSTOMERS DESIGNS ARE WELCOME | |
| 2236S | | |

| | | | | |
|--|-----------------------|------|----------|---|
| STAINLESS STEEL PIN *Made of Stainless Steel | | | |  |
| Part No. | Grip | Dia | Hole Dia | |
| 2227SN | 1" | 1/4" | 7/32" | |
| 2228SR | 1" | 1/4" | 1/4" | |
| 2233SR | 1" | 1/4" | 1/4" | |
| 2233SR1 | 02233SR With Key Ring | | | |
| | | | | 02233SR |
| | | | | 02228SR |
| | | | | 02227SN |


| S.S PIN "A" TYPE | | | | | | | | |
|------------------------------|-----|--------|---------|-----|--------|----------|------|--------|
| *Made of 304 Stainless Steel | | | | | | | | |
| Part No | Dia | Length | Part No | Dia | Length | Part No | Dia | Length |
| 2238S6A | 6mm | 20mm | 2238S8A | 8mm | 20mm | 2238S10A | 10mm | 20mm |
| 2238S6B | 6mm | 30mm | 2238S8B | 8mm | 30mm | 2238S10B | 10mm | 30mm |
| 2238S6C | 6mm | 40mm | 2238S8C | 8mm | 40mm | 2238S10C | 10mm | 40mm |




| S.S PIN "B" TYPE | | | | | | | | |
|------------------------------|-----|--------|---------|-----|--------|----------|------|--------|
| *Made of 304 Stainless Steel | | | | | | | | |
| Part No | Dia | Length | Part No | Dia | Length | Part No | Dia | Length |
| 2239S6A | 6mm | 20mm | 2239S8A | 8mm | 20mm | 2239S10A | 10mm | 20mm |
| 2239S6B | 6mm | 30mm | 2239S8B | 8mm | 30mm | 2239S10B | 10mm | 30mm |
| 2239S6C | 6mm | 40mm | 2239S8C | 8mm | 40mm | 2239S10C | 10mm | 40mm |




| QUICK DISCONNECT PIN | | | |
|-----------------------------|-------|--------|----------|
| *Made of Stainless Steel | | | |
| Part No | Dia. | Grip | Material |
| 2226S | 3/16" | 1/2" | SUS304 |
| 2227S | 1/4" | 7/8" | SUS304 |
| 2228S | 1/4" | 1-1/4" | SUS304 |
| 2229S | 1/4" | 2-1/4" | SUS304 |
| 2230S | 1/4" | 1" | SUS304 |
| 2232S | 5/16" | 1-1/2" | SUS304 |
| 9999SA | 3/8" | 1.57" | SUS316 |




| QUICK DISCONNECT PIN | | | |
|-----------------------------|--------|---------------------------------|-----------------|
| *Made of Stainless Steel | | | |
| Part No | Dia. | Grip | Head material |
| 2219SA | 0.315" | According to customer's request | Stainless Steel |
| 2219SAP | 0.315" | According to customer's request | NYLON |




| QUICK DISCONNECT PIN WITH S.S CABLE | | | |
|--|-------|-------|---------------|
| *Made of Stainless Steel | | | |
| Part No | Dia. | Grip | Head material |
| 1575SN | 3/16" | 0.98" | NYLON |




| S.S CABLE WITH NYLON COATED | | | |
|------------------------------------|------------|---------|--------|
| *Made of 304 Stainless Steel | | | |
| Part No | Dia | Length | Plate |
| 2231SWR | 1.2(0.05") | 152(6") | Round |
| 2231SWS | 1.2(0.05") | 152(6") | Oblong |
| 2231WDR | 1.2(0.05") | 152(6") | Round |




| S.S CABLE WITH NYLON COATED | | |
|------------------------------------|------------|------------|
| *Made of 304 Stainless Steel | | |
| Part No | Dia | Length |
| 0779SWR9 | 4.8(0.19") | 228.6(9") |
| 0779SWR13 | 4.8(0.19") | 330.2(13") |
| 0780SWR13 | 5.8(0.22") | 330.2(13") |



| HATCH COVER PULL | | | | |
|--------------------------------------|------------|--------------|-------------|----------|
| *Made of Stamped 304 Stainless Steel | | | | |
| Part No | Dia. | Length | Base Dia | washer |
| 1232S | 6.4(0.25") | 84.4(3.32") | 31.8(1.25") | Optional |
| 1232L | 6.4(0.25") | 113.0(4.45") | 31.8(1.25") | Optional |
| 1232R3 | 6.4(0.25") | 54.3(2.14") | 31.8(1.25") | optional |



| HATCH COVER PULL | | | | |
|--------------------------------------|------------|----------|-------------|----------|
| *Made of Stamped 304 Stainless Steel | | | | |
| Part No | Dia. | Length | Base Dia | washer |
| 1232RNSP | 6.4(0.25") | 50.8(2") | 31.8(1.25") | Optional |



| KNOB | | |
|--------------------------|-----------|-------|
| *Made of Nylon & SS Stud | | |
| Part No. | Stud | Color |
| 1260SB | 1/4"*1/2" | Black |
| 1260SW | 1/4"*1/2" | White |



| KNOB | | |
|--------------------------|------------|-------|
| *Made of Nylon & SS Stud | | |
| Part No. | Stud | Color |
| 1246S4NB | 1/4"*7/16" | Black |
| 1246S4NW | 1/4"*7/16" | White |



KNOB

*Made of Nylon & SS Stud

| Part No. | Stud | Color |
|----------|-----------|-------|
| 1246S4B | 1/4"*7/8" | Black |
| 1246S4W | 1/4"*7/8" | White |

**EYE BOLT FOR OUT RIGGERS**

*Made of 304 Stainless Steel

| Part No. | Thread | Eye Bolt | ID |
|----------|--------|----------|----|
| 1524S | 1/4" | 1/2" | |

**MOORING SPRING**

*Made of 304 Stainless Steel

| Part No | Dia. | Length |
|---------|------------|---------------|
| 2401S | 5.0(3/16") | 270(10-5/8") |
| 2402S | 6.0(1/4") | 340(13-3/16") |
| 2403S | 6.0(1/4") | 370(14-9/16") |
| 2404S | 3.0 (1/8") | 113(4-1/2") |

**HATCH ADJUSTER**

*Made of Stamped 304 Stainless Steel

| Part N | Width | Retracted Length | Extended Length |
|--------|-------------|------------------|-----------------|
| 1781SP | 15.0(0.59") | 157.5(6.2") | 279.0 (11") |
| 1782SP | 15.0(0.59") | 202.5(7.97") | 368.0(14.5") |
| 1783SP | 15.0(0.59") | 260.5(10.26") | 485.0(19.1") |

**HATCH SPRING ADJUSTER**

*Made of 304 Stainless Steel


| Part No | Dia | Length |
|---------|-------------|---------------|
| 2912S | 11.0(7/16") | 214.0(8-2/5") |
| 2913S | 14.5(9/16") | 254.0(10") |


**HATCH SPRING ADJUSTER**


*Made of Stamped 304 Stainless Steel W/Fixed Wire

| Part No | φ | L |
|---------|-------------|----------------|
| 2912SW | 11.0(7/16") | 214.0 (8-2/5") |
| 2913SW | 14.5(9/16") | 254.0(10") |





| | | | |
|--|-------------|----------------|---|
| HATCH SPRING HOLDER *Made of 304 Stainless Steel | | |  |
| Part No | Dia | Length | |
| 2914S | 11.0(7/16") | 214.0 (8-2/5") | |
| 2915S | 14.5(9/16") | 254.0(10") | |


| | | | |
|---|-------------|----------------|---|
| HATCH SPRING HOLDER *Made of Stamped 304 Stainless Steel W/Fixed Wire | | |  |
| Part No | φ | L | |
| 2914SW | 11.0(7/16") | 214.0 (8-2/5") | |
| 2915SW | 14.5(9/16") | 254.0(10") | |


| | | | |
|---|-------------|------------|---|
| HATCH SPRING HOLDER *Made of Casting 304 Stainless Steel W/Fixed Wire | | |  |
| Part No | φ | L | |
| 2915SLWN | 21.6(0.85") | 357.3(14") | |


| | | |
|---|--------------------------|---|
| HATCH ADJUSTER *Made of 304 Stainless Steel | |  |
| Part No | Length | |
| 2940S | 248(9.8") to 432(17") | |
| 2941S | 299(11.8") to 534(21.0") | |


| | | |
|--|--------------------|---|
| STAINLESS STEEL TURNBUCKLES *Made of Stainless Steel 316 | |  |
| Part No | Scope of expansion | |
| 3413SA5 | 125~178mm | |
| 3413SA6 | 155~210mm | |
| 3413SA8 | 180~250mm | |
| 3413SA10 | 225~335mm | |


| | | | | |
|--|--------|----------|-------|---|
| S.S MICROPHONE CLIP *Made of 304 Stainless Steel | | | |  |
| Part No. | Length | Height | Width | |
| 7710S | 48.4 | 1-15/16" | 1" | |

| | | | | |
|------------------------------|--------|-----------|----------|---|
| RING BUOY BRKT | | | |  |
| *Made of 304 Stainless Steel | | | | |
| Part No | Length | Hook Dia. | Fastener | |
| 7716S | 7" | 4" | 1/4" | |


| | | | | | |
|------------------------------|--------|----------|----------|--------|---|
| BOAT HOOK | | | | |  |
| *Made of 304 Stainless Steel | | | | | |
| Part No | Length | Hook Dia | Fastener | Weight | |
| 7715SOG | 3.53" | 1-1/2" | 1/4" | 32g | |


| | | | | | |
|------------------------------|--------|----------|----------|---------|---|
| BOAT HOOK | | | | |  |
| *Made of 304 Stainless Steel | | | | | |
| Part No | Length | Hook Dia | Fastener | Weight | |
| 7715S | 4" | 1" | #12 | 0.066LB | |


| | | | | | |
|------------------------------|--------|----------|----------|--------|---|
| LAYDOWN ANTENNA HOOK | | | | |  |
| *Made of 304 Stainless Steel | | | | | |
| Part No | Length | Hook Dia | Fastener | Weight | |
| 1574S | 3-7/8" | 1" | #8 | 0.23LB | |


| | | | | | |
|--------------------------------------|------------|--------------|--------------|--|---|
| HAMMOCK HOOKS | | | | |  |
| *Made of Stamped 304 Stainless Steel | | | | | |
| *One Set Includes Two Hammock Hooks | | | | | |
| Part No | Thk. | Width | Length | | |
| 2916S | 1.0(1/16") | 18.0(11/16") | 29.0(1-1/8") | | |


| | | | | | |
|--------------------------------------|------------|-------------|-------------|------------|---|
| HAMMOCK HOOKS/COAT HOOK | | | | |  |
| *Made of Casting 316 Stainless Steel | | | | | |
| Part No | Thk. | Width | Length | Height | |
| 3361SA | 3.8 (2/5") | 27.6(7/25") | 27.6(7/25") | 18.9(3/4") | |


| | | | | | |
|--|--------|-------|--------|-------|---|
| COAT HOOK-FOLDING STAINLESS STEEL | | | | |  |
| *Made of 316 Stainless Steel | | | | | |
| Part No | Length | Width | Height | Angle | |
| 3253SA | 50.5 | 29.2 | 15.1 | 70 | |


| | | | | |
|--|--------|-------|--------|---|
| COAT HOOK-FOLDING STAINLESS STEEL | | | |  |
| *Made of 316 Stainless Steel | | | | |
| Part No | Length | Width | Number | |
| 3253SAT3 | 485mm | 60mm | 3 | |
| 3253SAT4 | 500mm | 60mm | 4 | |
| 3253SAT5 | 623mm | 60mm | 5 | |


| | | | | |
|------------------------------|--------|--------|--------|---|
| COAT HOOK | | | |  |
| *Made of 316 Stainless Steel | | | | |
| Part No | Length | Width | Height | |
| 0520SA | 73.0mm | 50.8mm | 50.8mm | |


| | | | | |
|------------------------------|--------|-------|--------|---|
| COAT HOOK | | | |  |
| *Made of 316 Stainless Steel | | | | |
| Part No | Length | Width | Number | |
| 0520SAT3 | 550mm | 80mm | 3 | |
| 0520SAT4 | 625mm | 80mm | 4 | |
| 0520SAT5 | 700mm | 80mm | 5 | |


| | | | | | |
|------------------------------------|------------|---------------|--------------|-----------|---|
| BUCKLE PARTS | | | | |  |
| *Made of 304 & 316 Stainless Steel | | | | | |
| Part No | Thk. | Width | Length | Webbing | |
| 2919S | 3.0(1/8") | 40.0(1-9/16") | 65(2-9/16") | 51(2") | |
| 1160S | 2.5(0.1") | 19.0(3/4") | 48.0(1.9") | 38(1-1/2) | |
| 3096SA | 3.4(0.13") | 38.0(1.5") | 54.0(2.125") | 40(1.57") | |
| 0033SAT | 3.0(1/8") | 41.3(1.63") | 65.4(2.57") | 50.8(2") | |


| | | | | | |
|------------------------------|------|-------|--------|---------|---|
| BUCKLE PARTS | | | | |  |
| *Made of 304 Stainless Steel | | | | | |
| Part No | Thk. | Width | Length | Webbing | |
| 1153S | 2.0 | 62.5 | 50.0 | 50 | |


| BUCKLE PARTS | | | | |  |
|------------------------------|------|-------|--------|---------|---|
| *Made of 304 Stainless Steel | | | | | |
| Part No | Thk. | Width | Length | Webbing | |
| 1155S | 2.0 | 62.5 | 48.8 | 50 | |


| BUCKLE PARTS | | | | |  |
|------------------------------|------------|---------------|--------------|--------------|---|
| *Made of 304 Stainless Steel | | | | | |
| Part No | Thk. | Width | Length | Webbing | |
| 2920S | 3.0(1/8") | 34.0(1-5/16") | 60(2-3/8") | 45.3(1-3/4") | |
| 1156S | 3.0(1/8") | 34.0(1-5/16") | 61(2.4") | 50.8(2") | |
| 3097SA | 3.4(0.13") | 38.0(1.5") | 54.0(2.125") | 40(1.57") | |
| 0032SAT | 3.0(0.13") | 34.0(1.34") | 65.4(2.58") | 50.8(2") | |

| BUCKLE PARTS | | | |  |
|------------------------------|------|-------|--------|--|
| *Made of 304 Stainless Steel | | | | |
| Part No | Thk. | Width | Length | |
| 1164S | 4.0 | 35.8 | 63.6 | |


| WEBBING BUCKLE | | | |  |
|------------------------------|--------|---------|------|---|
| *Made of 304 Stainless Steel | | | | |
| Part No. | W | L | Φ | |
| 2993S | 1-1/4" | 1-5/16" | 1/8" | |


| BUCKLE PARTS | | | |  |
|---------------------|------|-------|--------|---|
| *Made of Aluminum | | | | |
| Part No | Thk. | Width | Length | |
| 3087AAB | 4.0 | 58.0 | 33.6 | |


| STAINLESS STEEL FIXED SNAP SHACKLE | | | | |  |
|---|------|------|------|------|---|
| *Made of SUS316 | | | | | |
| Part No | A | B | C | D | |
| 3071SA | 20mm | 15mm | 50mm | 70mm | |

| | | | |
|---|--------------|--------------|---|
| UNIVERSAL DECK PLATE KEY *Made of 304 Stainless Steel | | |  |
| Part No | Width | Length | |
| 2923S | 57.0(2-1/4") | 98.0(3-7/8") | |

| | | | |
|--|--------------|-------------|---|
| SHACKLE KEY *Made of 304 Stainless Steel | | |  |
| Part No | Width | Length | |
| 2924S | 21.0(13/16") | 112(4-3/8") | |

| | | | | |
|--|-------|--------|-------------|---|
| HEX NUT KEY *Made of 304 Stainless Steel | | | |  |
| Part No | Width | Length | Square hole | |
| 1101S | 47.6 | 252.4 | NO | |
| 1101SN | 47.6 | 252.4 | YES | |

| | | | |
|---|---------------------------|------|---|
| EMERGENCY PLUGS *Made of Wood | | |  |
| Part No | Size | Set | |
| | Φ40.0(1.57")~Φ50.0(1.97") | 3pcs | |
| 2931SL | Φ29.0(1.14")~Φ39.0(1.54") | 3pcs | |
| | Φ19.0(0.75")~Φ29.0(1.14") | 3pcs | |

| | | | |
|---|---------------------------|------|---|
| EMERGENCY PLUGS *Made of Wood | | |  |
| Part No | Size | Set | |
| | Φ27.5(1.08")~Φ38.0(1.5") | 1pcs | |
| | Φ22.5(0.89")~Φ33.0(1.3") | 1pcs | |
| | Φ18.0(0.71")~Φ28.0*(1.1") | 1pcs | |
| 2931S | Φ14.0(0.55")~Φ21.9(0.86") | 2pcs | |
| | Φ6.5(0.26")~Φ14.8(0.58") | 1pcs | |
| | Φ8.0(0.31")~Φ14.8(0.58") | 2pcs | |
| | Φ4.0(0.16")~Φ14.8(0.58") | 2pcs | |

SPLICING SPIKE

*Made of Stainless Steel & Nylon & Wood

| Part No | Thk. | Width | Length | Handle |
|---------|------|-----------|------------|--------|
| 2932S | 1.0 | 23(0.91") | 174(6.85") | Nylon |
| 2932M | 1.5 | 31(1.25") | 282(11.1") | Nylon |
| 2932L | 2.0 | 45(1.77") | 386(15.2") | Wood |



PUNCHER

*Made of Carbon steel & Nylon

| Part No | Length | Width | Height |
|----------|--------|--------|--------|
| 3453CSPB | 85.5mm | 34.5mm | 20.5mm |



WIRE HOLDER

*Made of Nylon or AL

| Part No | A | B | C | Min-Max | |
|---------|--------|--------|--------|-----------|-------|
| | | | | Lien Size | M'TL |
| 3469P | 38.0mm | 28.0mm | 64.0mm | 3~12mm | Nylon |
| 3469P1 | 26.0mm | 24.0mm | 48.0mm | 3~6mm | Nylon |
| 3469AA | 50.0mm | 30.0mm | 86.0mm | 3~15mm | AL |



LIFE RING HOLDER

*Made of 304 Stainless Steel

| Part No | Rod | Width | Height |
|---------|----------|--------------|--------------|
| 2921S | 5(3/16") | 400(15-3/4") | 540(21-1/4") |





MARKER LIGHT MOUNTING BRACKET


*Made of 304 Stainless Steel & Plastic


| Part No | Rail | Holder |
|---------|--------------------|-------------|
| 2934S | 22(7/8") or 25(1") | 40(1-9/16") |



| | | | | | |
|---|--------|--------|----------------|---------|---|
| RING & HORSESHOE BUOY HOLDER | | | | |  |
| *Made of Aluminum | | | | | |
| Part No | Width | Length | Height | Thk. | |
| 2935S | 50(2") | 10(4") | 12.5(4-15/16") | 3(1/8") | |

| | | |
|-------------------------|------------------------|---|
| LIFE RING HOLDER | |  |
| *Made of Plastic | | |
| Part No | φ | |
| 2936S | 4(3/16")*30(11-13/16") | |

| | | | |
|--|----------|--------------------|--|
| LIFE RING HOLDER | | |  |
| *Made of 304 Stainless Steel & Plastic | | | |
| Part No | Wire | Rail | |
| 2937S | 5(3/16") | 22(7/8") or 25(1") | |

| | | | | |
|------------------------------|------------|------------------------|----------------|---|
| LIFE RING HOLDER | | | |  |
| *Made of 304 Stainless Steel | | | | |
| Part No | Wire | Rail | Opening size | |
| 2930S | 5mm(3/16") | 22mm(7/8") to 25mm(1") | 120mm(4-7/10") | |
| 2930SL | 5mm(3/16") | 22mm(7/8") to 25mm(1") | 131mm(5-3/20") | |

| | | |
|------------------------------|----------------------------|---|
| SURFBOARD SHELF | |  |
| *Made of 316 Stainless Steel | | |
| Part No | φA | |
| 3406SA | 22mm(7/8") to 31.8mm(1.5") | |

ANCHOR RETRIEVAL RING

*Made of 304 Stainless Steel

| Part No | Wire Dia. | Overall size | Small Ring ID | Opening size | Wt |
|---------|-----------------|------------------------------|-----------------|----------------|-----------------|
| 3337S6 | 6.0 (0.24") | 139.7(5.5")* 175.0(6.89") | 26.0 (1.02") | 15.0 (0.6") | 148g (0.33b) |
| 3337S8 | 8.0 (0.31") | 139.7(5.5")* 180.7(7.1") | 26.0 (1.02") | 15.0 (0.6") | 240g (0.51b) |
| 3337S10 | 10.0 (0.39") | 150.0(5.9")* 200.0(7.9") | 30.0 (1.18") | 15.0 (0.6") | 416g (0.92b) |



ANCHOR RETRIEVAL RING

*Made of 304 Stainless Steel

| Part No | Wire Dia. | Overall size | Small Ring ID | Opening size | Wt |
|---------|----------------|------------------------------|-----------------|----------------|-----------------|
| 3357S6Z | 6.0 (0.24") | 139.7(5.5")* 172.0(6.77") | 26.0 (1.02") | 15.0 (0.6") | 130g (0.29b) |



SPHERICAL FENDER SET

*Made of 304 Stainless Steel and Soft PVC

| Part No | Ring Wire Dia. | Ring Overall size | Fender size | Length |
|----------|----------------|-------------------|-------------|--------|
| 3337ASY6 | 6.0 | 139.7*172.0 | 304.8 | 1000 |
| 3337ASY8 | 8.0 | 139.7*180.0 | 304.8 | 2000 |
| 3357ASY6 | 6.0 | 139.7*172.0 | 304.8 | 1000 |



BOAT HOOK CLIP

*Made of 301 Stainless Steel

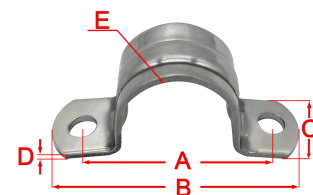
| Part No | For φ |
|---------|--------------------------|
| 2938S | 16(5/8") To 25(1") |
| 2939S | 28(1-1/8") To 38(1-1/2") |
| 9964S | 9(3/8") TO 12.7(1/2") |



BOAT HOOK CLIP

*Made of 316 Stainless Steel

| Part No | A | B | C | D | E |
|---------|------|------|------|-----|-------|
| 2952SAM | 46.5 | 62.5 | 19.1 | 2.0 | φ25.4 |




| BOAT HOOK CLIP | | | | | |
|-----------------------|---------------|------------|---------|--------------------|--------------------|
| *Made of Plastic | | 7214CLP | 2922CLP | 9547CLP 8407CLP | 3189PBL 3189PBS |
| Part No | For φ | 2934CLP | 8306P | 7321CLP | 3290PB |
| 9547CLP | 7/8" ~ 1" | 5031210004 | 7101P6B | | |
| 8407CLP | 1-1/4"~1-1/2" | | | | |
| 7321CLP | 1" | | | | |
| 2934CLP | 1-1/2" | | | | |
| 8306P | 1-1/4" | | | | |
| 7214CLP | 1-3/4" | | | | |
| 2922CLP | 1-3/4" | | | | |
| 3189PBL | 1-1/2" | | | | |
| 3189PBS | 1-1/4" | | | | |
| 3290PB | 1" | | | | |
| 5031210004 | 2-1/2" | | | | |
| 7101P6B | 1-1/2" | | | | |


| RAIL MOUNTED FLAG POLE SOCKET | | | |
|--------------------------------------|------------|---------------------|--|
| *Made of 304 Stainless Steel /Nylon | | | |
| Part No | Pole Dia. | Tube | |
| 2910S | 22.0(7/8") | 22.0(7/8")-25.0(1") | |


| RAIL MOUNTED FLAG POLE SOCKET | | | | | |
|--------------------------------------|-------------|----------|-----------|---------------|--|
| * Made of 304 Stainless Steel | | | | | |
| Part No. | Length | Height | Base Size | Round Tube | |
| 1306S | 144.8(5.7") | 46(1.8") | Φ76.2(3") | Φ31.8(1-1/4") | |


| RAIL MOUNTED FLAGSTAFF | | | | |
|--------------------------------------|---------------|------------|---|--|
| *Made of Stamped 304 Stainless Steel | | | | |
| Part No | Flag Pole Dia | Length | Clamps to | |
| 2917S | 12.7(1/2") | 356.0(14") | Square tube 7/8"to1" Round tube 7/8"to1" | |
| 2917S32 | 12.7(1/2") | 356.0(14") | Square tube 7/8"to1-1/4" Round tube 7/8"to1-1/4" | |


| RAIL MOUNTED FLAG STAFF | | | | |
|--------------------------------|---------------|----------|-------|--|
| *Made of Stainless Steel | | | | |
| Part No | Flag Pole Dia | Rail | O.L | |
| 2961SE | 1/2" | 7/8"to1" | 15.5" | |


| | | | | |
|--------------------------------|------|----------|-------|---|
| RAIL MOUNTED FLAG STAFF | | | |  |
| *Made of Stainless Steel | | | | |
| Part No | Flag | Rail | O.L | |
| 2961SE1 | 1/2" | 7/8"to1" | 15.5" | |

| | | | | |
|--|------|----------|-------|---|
| RAIL MOUNTED FLAG STAFF AND NATIONAL FLAG | | | |  |
| *Made of Stainless Steel | | | | |
| Part No | Flag | Rail | O.L | |
| 2961SE1F | 1/2" | 7/8"to1" | 15.5" | |

| | | |
|----------------------------------|---------------------|---|
| MULTI-FUNCTION PIPE CLAMP | |  |
| *Made of 316 Stainless Steel | | |
| Part No. | Tube mounting range | |
| 3239SAN | 7/8" To 1-1/4" | |
| 3239SAN1 | 7/8" To 1-1/4" | |

| | | |
|----------------------------------|---------------------|---|
| MULTI-FUNCTION PIPE CLAMP | |  |
| *Made of 316 Stainless Steel | | |
| Part No. | Tube mounting range | |
| 3440SA | 1-3/8" To 1-1/2" | |

| | | |
|--|---------------------|---|
| RAIL MOUNTED FLAG STAFF AND NATIONAL FLAG | |  |
| *Made of 304/316 Stainless Steel | | |
| Part No. | Tube mounting range | |
| 3239ASYF | 7/8" To 1-1/4" | |

| | | | |
|----------------------------------|---------------------|-------------------------|---|
| MULTI-FUNCTION PIPE CLAMP | | |  |
| *Made of 316 Stainless Steel | | | |
| Part No. | Tube mounting range | Flag pole Dia. (Option) | |
| 3239SAV | 7/8" To 1-1/4" | 1/2" | |

RAIL MOUNTED FLAGSTAFF BASE

*Made of Stamped 304 Stainless Steel

| Part No | Fits tubing | Flag pole Dia. (Option) |
|---------|-------------|-------------------------|
| 4127SB | 7/8" To 1" | 1/2" |
| 4127SB1 | 7/8" To 1" | 5/8" |
| 4127SB2 | 7/8" To 1" | 3/4" |
| 4127SB3 | 7/8" To 1" | 7/8" |



RAIL MOUNTED FLAGSTAFF

*Made of Stamped 304 Stainless Steel

| Part No | Fits tubing | Flag pole Dia. | Length |
|----------|-------------|----------------|--------|
| 4127ASY | 7/8" To 1" | 1/2" | 21" |
| 4127ASY1 | 7/8" To 1" | 5/8" | 23.5" |
| 4127ASY2 | 7/8" To 1" | 3/4" | 23.5" |
| 4127ASY3 | 7/8" To 1" | 7/8" | 23.5" |



RAIL MOUNT BRACKETS

*Made of Injection Molded Nylon

| Part No | Fits tubing | Color |
|---------|-------------|-------|
| 9202PB | 7/8"-1" | Black |
| 9202PW | 7/8"-1" | White |



RAIL MOUNTED FLAGSTAFF

*Made of 304 Stainless Steel & Plastic

| Part No | Fits tubing | Flag pole Dia. | Length | Color |
|----------|-------------|----------------|--------|-------|
| 2917ASYB | 7/8" to 1" | 1/2" | 21" | Black |
| 2917ASYW | 7/8" to 1" | 1/2" | 21" | White |




FLAG POLE

*Made of 304 Stainless Steel and Nylon


| Part No | Fits tubing | Flag pole Dia. | L |
|----------|----------------------|----------------|--------------|
| 2961SE2P | 31.8~38.1(1.25"~1.5) | 12.7(1/2") | 410.4(16.2") |



| NATIONAL FLAG | | | |
|----------------------|-------------|--------|-------|
| *Made of Fabric | | | |
| Part No. | Nationality | Length | Width |
| 3216FLAG | America | 20" | 12" |
| 3216FLAG1 | Australia | 20" | 12" |



| CLAMP FOR FLAG | |
|-----------------------|------|
| *Made of Nylon | |
| Part No. | Tube |
| 3200PB | 1/2" |
| 3200PB1 | 5/8" |
| 3200PB2 | 3/4" |
| 3200PB3 | 7/8" |




| SS FLAG CLIP | |
|---------------------|--|
| *Made of 304 | |
| Part No. | |
| 3301S1 | |
| 3301S2 | |



| SS FLAG CLIP | |
|---------------------|--|
| *Made of 304 | |
| Part No. | |
| 3369S | |



| FLAGSTAFF | | |
|--|----------------|--------|
| *Made of 304 Stainless Steel & Plastic | | |
| Part No | Flag pole Dia. | Length |
| 2917SLN | 1/2" | 21" |
| 2917S16 | 5/8" | 23.5" |
| 2917S19 | 3/4" | 23.5" |
| 2917S22 | 7/8" | 23.5" |



FLAGSTAFF

*Made of 304/316 Stainless Steel & Plastic

| Part No | Flag pole Dia. | Length | Main material |
|----------|----------------|--------|---------------|
| 1543T32 | 7/8" | 32" | SUS304 |
| 0345S32 | 7/8" | 32" | SUS304 |
| 0343SA32 | 1" | 32" | SUS316 |
| 0343SAL | 1" | 36" | SUS316 |



FLAGSTAFF

*Made of carbon fiber & Plastic

| Part No | Flag pole Dia. | Length |
|----------|----------------|--------|
| 2917FC12 | 1/2" | 23.6" |
| 2917FC16 | 5/8" | 23.6" |
| 2917FC19 | 3/4" | 23.6" |
| 2917FC22 | 7/8" | 23.6" |



FLAG POLE&BASE

*Made of 304 Stainless Steel

| Part No | Tube | Length |
|----------|-------------|----------|
| 1543S30N | 22.2(0.88") | 762(30") |



FLAG POLE&BASE

*Made of 304 Stainless Steel

| Part No | Tube | Length |
|----------|-------------|------------|
| 0343ASY1 | 22.2(0.88") | 812.8(32") |



FLAG POLE&BASE

*Made of 304 Stainless Steel

| Part No | Tube | Length |
|---------|----------|--------------|
| 0343ASY | 25.4(1") | 831.5(32.7") |



FLAG POLE&BASE
 *Made of 304 Stainless Steel

| Part No | Tube | Length |
|-----------|-------------|------------|
| 0343ASYF1 | 22.2(0.88") | 812.8(32") |

FLAG POLE&BASE
 *Made of 304 Stainless Steel

| Part No | Tube | Length |
|----------|----------|--------------|
| 0343ASYF | 25.4(1") | 831.5(32.7") |

FLAG POLE
 *Made of 304 Stainless Steel/Baked white lacquered aluminum

| Part No | A | B | L | L1 | L2 | M'TL |
|----------|-----------------|-----------------|-----------------|----------------|---------------|--------|
| 3377S23 | 22.2 (0.88") | 31.8 (1.25") | 584.2 (23") | 355.6 (14") | 225.6 (9") | SUS304 |
| 3377S30 | 22.2 (0.88") | 31.8 (1.25") | 762.0 (30") | 533.4 (21") | 228.6 (9") | SUS304 |
| 3377S41 | 22.2 (0.88") | 31.8 (1.25") | 1041.4 (41") | 812.8 (32") | 228.6 (9") | SUS304 |
| 3377AW23 | 22.2 (0.88") | 31.8 (1.25") | 584.2 (23") | 355.6 (14") | 225.6 (9") | AL |
| 3377AW30 | 22.2 (0.88") | 31.8 (1.25") | 762.0 (30") | 533.4 (21") | 228.6 (9") | AL |
| 3377AW41 | 22.2 (0.88") | 31.8 (1.25") | 1041.4 (41") | 812.8 (32") | 228.6 (9") | AL |

FLAG POLE
 *Made of 304 Stainless Steel and Plastic

| Part No | A | B | L | L1 | L2 |
|---------|-----------------|---------------|----------------|------------------|--------------|
| 3477S1 | 15.9 (0.63") | 35 (1.38") | 791 (31.1") | 546.1 (21.5") | 254 (10") |
| 3477S2 | 19.1 (0.75") | 35 (1.38") | 791 (31.1") | 546.1 (21.5") | 254 (10") |
| 3477S3 | 12.7 (0.5") | 35 (1.38") | 791 (31.1") | 546.1 (21.5") | 254 (10") |

FLAG POLE HOLDER

*Made of Plastic

| Part No | A | B | C | L |
|---------|-------------|-----------|------------|----------|
| 3477PB1 | 16.2(0.64") | 35(1.38") | 6.5(0.26") | 254(10") |
| 3477PB2 | 19.4(0.76") | 35(1.38") | 6.5(0.26") | 254(10") |
| 3477PB3 | 13(0.51") | 35(1.38") | 6.5(0.26") | 254(10") |



FLAG POLE

*Made of 304 Stainless Steel

| Part No | Flag Pole OD | Length |
|---------|--------------|---------------|
| 1470S | 20.0(0.79") | 614.0(24.2") |
| 1471S | 25.0(1") | 754.0(29.7") |
| 1472S | 25.0(1") | 904.0(35.6") |
| 1473S | 25.0(1") | 1204.0(47.4") |



FLAG POLE

*Made of 304 Stainless Steel

| Part No | Flag Pole OD | Length |
|---------|--------------|--------------|
| 1470S1 | 19.1(0.75") | 610.0(24.0") |



HEAVY FLAG POLE

*Made of 316 Stainless Steel

| Part No | Flag Pole plug-in OD | Length |
|----------|----------------------|--------|
| 2538SA61 | 20.0 | 610.0 |
| 2538SA75 | 20.0 | 750.0 |
| 2540SA09 | 25.0 | 900.0 |
| 2540SA12 | 25.0 | 1200 |





STANCHION


*Made of 304 Stainless Steel & Plastic


| Part No | Tube | Length |
|---------|--------------------|------------|
| 2942S | 25(1")*1.2(0.05")t | 523(20.6") |
| 2943S | 25(1")*1.2(0.05")t | 623(24.5") |
| 2943L | 25(1")*1.2(0.05")t | 667(26.3") |





| | | | |
|--|--------------------|------------|--|
| STANCHION *Made of 316 Stainless Steel | | |  |
| Part No | Tube | Length | |
| 9924SA | 25(1")*1.2(0.05")t | 514(20.2") | |
| 2945SA | 25(1")*1.5(0.06")t | 625(24.5") | |
| 2945SAL | 25(1")*1.5(0.06")t | 715(28.2") | |

| | | | |
|--|--------------------|--------------|--|
| STANCHION *Made of 316 Stainless Steel | | |  |
| Part No | Tube | Length | |
| 1642SAO | 25(1")*1.5(0.06")t | 614.0(24.2") | |
| | | | |

| | | | |
|--|--------------------|------------|--|
| STANCHION *Made of 304 Stainless Steel | | |  |
| Part No | Tube | Length | |
| 2944ST | 25(1")*1.2(0.05")t | 508(20") | |
| 2945ST | 25(1")*1.2(0.05")t | 623(24.5") | |

| | | | |
|--|------------------------|------------|--|
| STANCHION *Made of 316 Stainless Steel | | |  |
| Part No | Tube | Length | |
| 3417SA46 | 22.2(7/8")*1.2(0.05")t | 460(18.1") | |
| 3417SA61 | 22.2(7/8")*1.2(0.05")t | 610(24.3") | |
| 3418SA46 | 25(1")*1.2(0.05")t | 460(18.1") | |

| | | | |
|--|--------------------|------------|--|
| STANCHION *Made of 316 Stainless Steel | | |  |
| Part No | Tube | Length | |
| 3418SA61 | 25(1")*1.2(0.05")t | 610(24.3") | |
| 3418SA81 | 25(1")*1.2(0.05")t | 810(31.9") | |

| | | |
|--|--------------------|--|
| STANCHION *Made of Stamped 316 Stainless Steel | |  |
| Part No | Tube Size | |
| 1643SA | 25(1")*1.5(0.06")t | |

STANCHION

*Made of Stamped 316 Stainless Steel

| Part No | Tube Size |
|---------|--------------------|
| 2945SAH | 25(1")*1.5(0.06")t |

**BOARDING HANDLE**

* Made of 304 Stainless Steel

| Part No | Tube Diameter | Overall Hdight |
|---------|---------------|----------------|
| 3286SL | 1-1/2" | 45-1/2" |
| 3286S | 1/1/4" | 33-1/2" |

**FLAG SOCKET**

*Made of 316 Stainless Steel

| Part No | Flag Pole OD | Degree | Flange |
|---------|--------------|--------|-------------------|
| 1480SA | 25.0(0.98") | 70° | 51(2")*70(2.75") |
| 1481SA | 20.0(0.79") | 70° | 45(1.8")*60(2.4") |

**FLAG SOCKET**

*Made of 316 Stainless Steel& Plastic

| Part No | Flag Pole OD | Degree | Flange |
|---------|--------------|--------|------------------|
| 1480SAC | 25.0(0.98") | 70° | 51(2")*70(2.75") |

**STANCHION SOCKET**

*Made of 304 Stainless Steel

| Part No | Tube | Degree | Base |
|---------|----------|--------|-----------------------|
| 2948S | 25.4(1") | 90° | 63(2-1/2")*91(3-1/2") |
| 2949S | 25.4(1") | 84° | 63(2-1/2")*91(3-1/2") |

**STANCHION SOCKET**

*Made of Stamped 304 Stainless Steel

| Part No | Tube Size | Degree | Base |
|---------|-----------|--------|-----------------|
| 2946S | 25.4(1") | 90° | 76(3")*90(3.5") |
| 2947S | 25.4(1") | 84° | 76(3")*90(3.5") |



STANCHION SOCKET

*Made of Stamped 316 Stainless Steel

| Part No | Tube Size | Degree | Base |
|---------|-----------|--------|-------------|
| 2988SA3 | 1" | 87° | 3.37"*3.37" |
| 2988SA5 | 1" | 85° | 3.37"*3.37" |

**STANCHION SOCKET**

*Made of Stamped 316 Stainless Steel

| Part No | Tube Size | Degree | Base |
|---------|-----------|--------|-------------|
| 3415SA | 1" | 90° | 3.15"*3.11" |
| 3415SA6 | 1" | 84° | 3.15"*3.11" |
| 3416SA | 7/8" | 90° | 3.15"*3.11" |

**STANCHION SOCKET**

*Made of Casted 316 Stainless Steel

| Part No | Tube Size | Degree | Base |
|---------|-----------|--------|-------|
| 9811SA | Φ25 | 90° | 77*56 |

**FOLDING PAD EYE**

*Made of 304 Stainless Steel

| Part No | Diaφ | Width | Length | D-Rings |
|---------|------------|--------|-----------|---------------------|
| 2926S | 6.0(1/4") | 50(2") | 58(2.28") | 40(1.57")*50(1.97") |
| 2927S | 8.0(5/16") | 50(2") | 58(2.28") | 44(1.73")*54(2.13") |

**FOLDING PAD EYE**

*Made of 304 Stainless Steel

| Part No | Diaφ | Width | Length | D-Rings |
|---------|------------|----------|----------|---------------------|
| 3262SS | 6.0(1/4") | 20(0.8") | 58(2.8") | 38(1.5")*45(1.77") |
| 3262SL | 8.0(5/16") | 32(1.3") | 58(2.8") | 54(2.13")*49(1.93") |


**FOLDING PAD EYE**


*Made of 316 Stainless Steel


| Part No | Diaφ | Width | Length | D-Rings |
|---------|-----------|----------|--------|-------------------|
| 3339SA | 6.0(1/4") | 31(1.2") | 77(3") | 42(1.6")*52(2.1") |





| | |
|--|--|
| | |
|--|--|


| | | | | |
|----------------------------------|--------|--------|-------|---|
| PAD EYE *Made of Nylon | | | |  |
| Part No | Height | Length | Color | |
| 1270P | 5/8" | 1-7/8" | Black | |
| 1270PW | 5/8" | 1-7/8" | White | |

| | | | |
|--|-------------|-------------|---|
| PAD EYE *Made of 316 Stainless Steel | | |  |
| Part No | Length | Height | |
| 9951SA | 36.0(1.43") | 14.4(0.57") | |

| | | | | |
|--|------|-------------|------------|--|
| PAD EYE *Made of Stamped 304 Stainless Steel | | | |  |
| Part No | Thk. | Length | Height | |
| 2950S | 1.5 | 37(1-7/16") | 13(1/2") | |
| 2951S | 2.0 | 46(1-7/8") | 15(5/8") | |
| 2952S | 2.0 | 56(2-3/16") | 21(13/16") | |

| | | | | |
|--|------|-------------|-------------|---|
| PAD EYE *Made of Stamped 304 Stainless Steel | | | |  |
| Part No | Thk. | Length | Height | |
| 2950SAK | 1.2 | 42(1-7/16") | 10.7(7/16") | |

| | | | | |
|--|----------|------------|-------------|---|
| PAD EYE *Made of 304 Stainless Steel | | | |  |
| Part No | Rod. | Length | Height | |
| 2953MD | 5(3/16") | 50(2") | 14.4(0.57") | |
| 2953S | 5(3/16") | 50(2") | 18(11/16") | |
| 2954S | 6(1/4") | 57(2-1/4") | 22(7/8") | |
| 2955S | 8(5/16") | 63(2-1/2") | 24(15/16") | |

| | | | | | |
|---|-------|--------|-----------|---------------------|---|
| OBLONG PAD EYE *Made of 304 Stainless Steel | | | | |  |
| Part No | Width | Height | Size | Base | |
| 2341SN | 10 | 12 | φ5(3/16") | 45(1.77")*15(0.59") | |
| 2342SN | 17 | 17 | φ6(1/4") | 60(2.36")*20(0.79") | |
| 2343SN | 21 | 21 | φ8(5/16") | 80(3.15")*26(0.98") | |

OBLONG PAD EYE

*Made of 304 Stainless Steel

| Part No | Width | Height | Size | Base |
|---------|-------|--------|-----------|---------------------|
| 2341S | 15 | 14 | φ5(3/16") | 45(1.77")*15(0.59") |
| 2342S | 20 | 17.5 | φ6(1/4") | 60(2.36")*20(0.79") |
| 2343S | 22 | 20 | φ8(5/16") | 80(3.15")*26(1.02") |

**EYE PLATE WITH RING**

*Made of 304 Stainless Steel

| Part No | Ring | Size | Base |
|---------|-------------|-----------|-------------------------|
| 2331S | 30(1-3/16") | φ5(3/16") | 37(1-7/16")*59(2-5/16") |
| 2332S | 35(1-3/8") | φ6(1/4") | 40(1-9/16")*61(2-3/8") |
| 2333S | 45(1-3/4") | φ8(5/16") | 50(2")*80(3-1/8") |

**SQUARE PAD EYE W/RING**

*Made of 304 Stainless Steel

| Part No | Ring | Size | Base |
|---------|-------------|-----------|------------------------|
| 2311S | 30(1-3/16") | φ5(3/16") | 30(1-3/16")*35(1-3/8") |
| 2312S | 35(1-3/8") | φ6(1/4") | 35(1-3/8")*40(1-9/16") |
| 2313S | 40(1-9/16") | φ8(5/16") | 40(1-9/16")*50(2") |
| 2314S | 50(2") | φ9.5(3/8) | 50(2")*60(2-3/8") |
| 2315S | 70(2-3/4") | φ9.5(3/8) | 70(2-3/8")*70(2-3/4") |

**OBLONG PAD EYE W/RING**

*Made of 304 Stainless Steel

| Part No | Ring | Size | Base |
|---------|-------------|-----------|-----------------------|
| 2351S | 30(1-3/16") | φ5(3/16") | 45(1-3/4")*15(9/16") |
| 2352S | 35(1-3/8") | φ6(1/4") | 60(2-3/8")*20(13/16") |
| 2353S | 40(1-9/16") | φ8(5/16") | 80(3-1/8")*26(1") |

**DIAMOND EYE PLATE**

*Made of 304 Stainless Steel

| Part No | Width | Height | Size | Base |
|---------|-------|--------|-----------|-------------------------|
| 2321S | 15 | 15 | φ5(3/16") | 37(1-7/16")*59(2-5/16") |
| 2322S | 20 | 18.5 | φ6(1/4") | 40(1-9/16")*61(2-3/8") |
| 2323S | 22 | 21 | φ8(5/16") | 50(2")*80(3-1/8") |



SQUARE PAD EYE

*Made of 304 Stainless Steel

| Part No | Width | Height | Size | Base |
|---------|-------|--------|-----------|------------------------|
| 2301S | 13 | 12.5 | φ5(3/16") | 30(1-3/16")*35(1-3/8") |
| 2302S | 17.5 | 17.5 | φ6(1/4") | 35(1-3/8")*40(1-9/16") |
| 2303S | 20 | 23.5 | φ8(5/16") | 40(1-9/16")*50(2") |
| 2304S | 26 | 26 | φ9.5(3/8) | 50(2")*60(2-3/8") |
| 2305S | 25.4 | 31 | φ9.5(3/8) | 70(2-3/8")*70(2-3/4") |



TRIANGLE RINGS

*Made of 304 Stainless Steel

| Part No | Length | Size | Angle |
|---------|--------|-----------|-------|
| 2360S | 38.1 | φ8(5/16") | 60° |
| 2361S | 50.8 | φ85/16") | 60° |



O RINGS

*Made of 304 Stainless Steel

| Part No | Ring | Size |
|---------|------|-----------|
| 2371S | φ30 | φ5(3/16") |
| 2372S | φ35 | φ6(1/4") |
| 2373S | φ40 | φ8(5/16") |
| 2374S | φ45 | φ8(5/16") |
| 2375S | φ50 | φ8(5/16") |
| 2376S | φ70 | φ8(5/16") |
| 2377S | φ50 | φ6(1/4") |





D-RINGS


*Made of 304 Stainless Steel


| Part No | Size | W*H(ID) |
|---------|-------------|------------------------------|
| 2501S | φ5.0(3/16") | 25.0(1")* 22.0(7/8") |
| 2502S | φ5.0(3/16") | 49.0(1-15/16")* 41.0(1-5/8") |
| 2503S | φ5.0(3/16") | 60.0(2-6/8")* 51.0(2") |
| 2504S | φ6.0(1/4") | 44.0(1-3/4")* 32.0(1-1/4") |
| 2505S | φ6.0(1/4") | 51.0(2")* 48.0(1-7/8") |
| 2506S | φ6.0(1/4") | 60.0(2-3/8")* 48.0(1-7/8") |
| 2507S | φ6.0(1/4") | 70.0(2-3/4")* 48.0(1-7/8") |
| 2508S | φ8.0(5/16") | 50.8(2")* 36.0(1-7/16") |
| 2509S | φ8.0(5/16") | 75.0(3")* 64.0(2-1/2") |
| 2510S | φ8.0(5/16") | 75.0(3")* 67.0(2-5/8") |
| 2511S | φ8.0(5/16") | 40(1-3/5")*38(1-1/2") |





| | | | | |
|---|-----|--------|-------|---|
| HINGES *Made of 304 Stainless Steel | | | |  |
| Part No. | Thk | Length | Width | |
| 1110S | 2.5 | 98.4 | 51.0 | |


| | | | | |
|---|--------|-------|-----|---|
| HINGES *Made of 304 Stainless Steel | | | |  |
| Part No. | Length | Width | Thk | |
| 7435S | 87 | 51.8 | 1.5 | |
| 7435SL | 87 | 58.2 | 1.5 | |


| | | | | |
|--|--------|--------|-----|---|
| CUDDY HINGE *Made of 304 Stainless Steel | | | |  |
| Part No | Length | Width. | Thk | |
| 7446S | 75.8 | 38.1 | 2.0 | |


| | | | | |
|--|--------|--------|-----|---|
| FLUSH 2 PIN HINGE *Made of 316 Stainless Steel | | | |  |
| Part No | Length | Width. | Thk | |
| 7413SA | 70.0 | 41.3 | 2.0 | |


| | | | | |
|---|--------|--------|-----|---|
| LOCKER HINGE *Made of 304 Stainless Steel | | | |  |
| Part No | Length | Width. | Thk | |
| 7461S | 70.0 | 40.0 | 2.0 | |


| | | | | |
|---|--------|--------|-----|---|
| LOCKER HINGE *Made of 304 Stainless Steel | | | |  |
| Part No | Length | Width. | Thk | |
| 7450S | 66.6 | 36.5 | 2.0 | |


| | | | | |
|---|--------|--------|-----|---|
| LOCKER HINGE *Made of 304 Stainless Steel | | | |  |
| Part No | Length | Width. | Thk | |
| 7483S | 60.0 | 37.2 | 2.0 | |


| | | | | |
|------------------------------|--------|--------|-----|---|
| LOCKER HINGE | | | |  |
| *Made of 304 Stainless Steel | | | | |
| Part No | Length | Width. | Thk | |
| 7478S | 70.0 | 41.3 | 2.0 | |

| | | | | |
|------------------------------|--------|--------|-----|---|
| DOOR HINGE | | | |  |
| *Made of 304 Stainless Steel | | | | |
| Part No | Length | Width. | Thk | |
| 7454S | 76.2 | 36.5 | 2.0 | |

| | | | | |
|------------------------------|--------|--------|-----|---|
| DOOR HINGES | | | |  |
| *Made of 304 Stainless Steel | | | | |
| Part No | Length | Width. | Thk | |
| 7419S | 76.2 | 37.0 | 2.0 | |
| 7452S | 97.4 | 36.5 | 2.0 | |

| | | | | |
|------------------------------|--------|--------|-----|--|
| DOOR HINGES | | | |  |
| *Made of 316 Stainless Steel | | | | |
| Part No | Length | Width. | Thk | |
| 7453SA | 74.0 | 37.0 | 2.0 | |
| 7419SV | 76.2 | 37.0 | 2.0 | |

| | | | | | |
|--|--------|--------|--------|----------|---|
| DOOR HINGES | | | | |  |
| *Made of 316 Stainless and bright polished | | | | | |
| Part No | Length | Width. | Thk | Fastener | |
| 3080SA | 4" | 1.5" | 0.177" | #10 | |
| 3034SA | 3-1/2" | 1.5" | 0.177" | #10 | |
| 3079SA | 3" | 1.5" | 0.177" | #10 | |

| | | | | |
|------------------------------|--------|--------|-----|---|
| DOOR HINGES | | | |  |
| *Made of 304 Stainless Steel | | | | |
| Part No | Length | Width. | Thk | |
| 7433S | 76.2 | 37.0 | 2.0 | |
| 7433SV | 76.2 | 37.0 | 2.0 | |

| | | | | |
|------------------------------|--------|--------|-----|---|
| DOOR HINGES | | | |  |
| *Made of 304 Stainless Steel | | | | |
| Part No | Length | Width. | Thk | |
| 7473S | 76.2 | 37.0 | 2.0 | |

LOCKER HINGE

*Made of 304 Stainless Steel

| Part No | Length | Width. | Thk |
|---------|--------|--------|-----|
| 7431S | 152.4 | 76.2 | 2.0 |
| 0396S | 151.0 | 76.2 | 2.5 |

**DOOR HINGES**

*Made of 316 Stainless and bright polished

| Part No | Length | Width. | Thk | Fastener |
|---------|--------|--------|-------|----------|
| 3170SA | 3" | 1.5" | 5/32" | #10 |
| 3347SA | 2.9" | 1.5" | 1/8" | #10 |

**DOOR HINGES**

*Made of 316 Stainless and bright polished

| Part No | Length | Width. | Thk | Fastener |
|----------|--------|--------|-------|----------|
| 3079SASN | 2.25" | 1.9" | 5/32" | #10 |
| 3079SAS | 2.25" | 1.5" | 5/32" | #10 |

**DOOR HINGES**

*Made of 316 Stainless and bright polished

| Part No | Length | Width. | Thk | Fastener |
|---------|--------|--------|-----|----------|
| 9348SAN | 120mm | 70mm | 4mm | M6 |

**DOOR HINGES**

*Made of 316 Stainless and bright polished


| Part No | Length | Width. | Thk | Thread |
|---------|--------|--------|-----|--------|
| 9348SA | 120mm | 70mm | 4mm | M6 |


**DOOR HINGES**


*Made of 316 Stainless and bright polished


| Part No | Length | Width. | Thk | Thread |
|----------|--------|--------|-----|--------|
| 9348SAN1 | 134mm | 70mm | 4mm | M6 |





| | | | | |
|------------------------------|--------|--------|-----|---|
| DOOR HINGE | | | |  |
| *Made of 304 Stainless Steel | | | | |
| Part No | Length | Width. | Thk | |
| 7436S | 97.0 | 36.5 | 2.0 | |
| 7437S | 86.8 | 36.5 | 2.0 | |


| | | | | |
|------------------------------|--------|--------|-----|---|
| LOCKER HINGE | | | |  |
| *Made of 304 Stainless Steel | | | | |
| Part No | Length | Width. | Thk | |
| 7438S | 127.0 | 38.1 | 2.0 | |
| | | | | |


| | | | | |
|------------------------------|--------|--------|-----|---|
| ROUND SIDE HINGE | | | |  |
| *Made of 304 Stainless Steel | | | | |
| Part No | Length | Width. | Thk | |
| 7428S | 143.0 | 38.1 | 2.0 | |
| 7428SV | 143.0 | 38.1 | 2.0 | |


| | | | | |
|-------------------------------|--------|--------|-----|--|
| HEAVY DUTY STRAP HINGE | | | |  |
| *Made of 304 Stainless Steel | | | | |
| Part No | Length | Width. | Thk | |
| 7432S | 178.0 | 38.1 | 2.0 | |
| | | | | |


| | | | | |
|------------------------------|--------|--------|-----|---|
| LOCKER HINGE | | | |  |
| *Made of 304 Stainless Steel | | | | |
| Part No | Length | Width. | Thk | |
| 7426S | 171.4 | 41.3 | 2.0 | |
| | | | | |


| | | | | |
|------------------------------|--------|--------|-----|---|
| LOCKER HINGE | | | |  |
| *Made of 304 Stainless Steel | | | | |
| Part No | Length | Width. | Thk | |
| 7427S | 180.9 | 41.3 | 2.0 | |
| | | | | |


| | | | | |
|------------------------------|--------|--------|-----|---|
| LOCKER HINGE | | | |  |
| *Made of 304 Stainless Steel | | | | |
| Part No | Length | Width. | Thk | |
| 7429S | 101.6 | 30.0 | 2.0 | |
| | | | | |


| | | | | |
|------------------------------|--------|--------|-----|---|
| ROUND SIDE HINGE | | | |  |
| *Made of 304 Stainless Steel | | | | |
| Part No | Length | Width. | Thk | |
| 7444S | 108.5 | 38.1 | 2.0 | |
| | | | | |


| | | | | |
|------------------------------|--------|--------|-----|---|
| ROUND SIDE HINGE | | | |  |
| *Made of 304 Stainless Steel | | | | |
| Part No | Length | Width. | Thk | |
| 7608S | 101.4 | 38.1 | 2.0 | |


| | | | | |
|------------------------------|--------|--------|-----|---|
| STRAP HINGES | | | |  |
| *Made of 304 Stainless Steel | | | | |
| Part No | Length | Width. | Thk | |
| 7447S | 106.0 | 28.0 | 1.5 | |
| 7448S | 132.0 | 28.0 | 1.5 | |
| 7449S | 158.0 | 28.0 | 1.5 | |


| | | | | |
|------------------------------|--------|--------|-----|---|
| LOCKER HINGE | | | |  |
| *Made of 304 Stainless Steel | | | | |
| Part No | Length | Width. | Thk | |
| 7457S | 95.0 | 38.1 | 2.0 | |


| | | | | |
|------------------------------|--------|--------|-----|--|
| LOCKER HINGE | | | |  |
| *Made of 304 Stainless Steel | | | | |
| Part No | Length | Width. | Thk | |
| 7468S | 126.0 | 36.5 | 2.0 | |


| | | | | |
|--------------------------------------|----------|-------|----------|---|
| LADDER HINGE | | | |  |
| *Investment Cast 316 Stainless Steel | | | | |
| Part No | Length | Width | Fastener | |
| 7487SA | 6-11/16" | 3/4" | #10FH | |


| | | | | | | |
|--|---------|--------|--------|-------|----------|---|
| STRAP HINGES | | | | | |  |
| *Made of 316 Stainless and bright polished | | | | | | |
| Part No | Length | Width. | Thk | Holes | Fastener | |
| 3076SA | 4" | 1" | 0.177" | 4 | #10 | |
| 3077SA | 5-0.17" | 1" | 0.177" | 5 | #10 | |
| 3078SA | 6-0.33" | 1" | 0.177" | 6 | #10 | |


| | | | | |
|------------------------------|--------|--------|-----|---|
| LOCKER HINGES | | | |  |
| *Made of 304 Stainless Steel | | | | |
| Part No | Length | Width. | Thk | |
| 7476S | 67.0 | 38.1 | 2.0 | |
| 7476SV | 67.0 | 38.1 | 2.0 | |


| | | | | |
|------------------------------|--------|--------|-----|---|
| LOCKER HINGES | | | |  |
| *Made of 304 Stainless Steel | | | | |
| Part No | Length | Width. | Thk | |
| 7605S | 60.0 | 40.0 | 2.0 | |


| | | | | |
|------------------------------|--------|--------|-----|---|
| LOCKER HINGES | | | |  |
| *Made of 304 Stainless Steel | | | | |
| Part No | Length | Width. | Thk | |
| 7421S | 56.0 | 37.0 | 2.0 | |


| | | | | |
|------------------------------|--------|--------|-----|---|
| LOCKER HINGES | | | |  |
| *Made of 304 Stainless Steel | | | | |
| Part No | Length | Width. | Thk | |
| 7422S | 57.0 | 37.0 | 2.0 | |
| 7445S | 76.4 | 36.5 | 2.0 | |

| | | | | |
|------------------------------|--------|--------|-----|--|
| LOCKER HINGES | | | |  |
| *Made of 304 Stainless Steel | | | | |
| Part No | Length | Width. | Thk | |
| 7602S | 100.0 | 40.0 | 2.0 | |


| | | | | |
|------------------------------|--------|--------|-----|---|
| LOCKER HINGES | | | |  |
| *Made of 304 Stainless Steel | | | | |
| Part No | Length | Width. | Thk | |
| 7443S | 74.0 | 38.1 | 2.0 | |


| | | | | |
|------------------------------|--------|--------|-----|---|
| LOCKER HINGES | | | |  |
| *Made of 304 Stainless Steel | | | | |
| Part No | Length | Width. | Thk | |
| 7475S | 74.0 | 38.1 | 2.0 | |


| | | | | |
|------------------------------|--------|--------|-----|---|
| LOCKER HINGES | | | |  |
| *Made of 304 Stainless Steel | | | | |
| Part No | Length | Width. | Thk | |
| 3381S | 76.2 | 39.1 | 2.0 | |


| | | | | | |
|------------------------------|--------|--------|-----|--|---|
| FLUSH 2 PIN HINGE | | | | |  |
| *Made of 304 Stainless Steel | | | | | |
| Part No | Length | Width. | Thk | | |
| 7418S | 71.0 | 38.1 | 2.0 | | |


| | | | | | |
|----------------------------------|--------|--------|-----|--------|---|
| FLUSH 2 PIN HINGE | | | | |  |
| *Made of 304 /316Stainless Steel | | | | | |
| Part No | Length | Width. | Thk | M'TL | |
| 3291S | 84mm | 30mm | 2mm | SUS304 | |
| 3291BS | 71mm | 30mm | 2mm | Brass | |
| 3291SAS | 71mm | 30mm | 2mm | SUS316 | |


| | | | | | |
|------------------------------|--------|--------|-----|--|---|
| FLUSH 2 PIN HINGE | | | | |  |
| *Made of 316 Stainless Steel | | | | | |
| Part No | Length | Width. | Thk | | |
| 7489S | 76.2 | 38.1 | 2.0 | | |


| | | | | | |
|------------------------------|--------|--------|-----|--|---|
| BOUND SIDE HINGE | | | | |  |
| *Made of 304 Stainless Steel | | | | | |
| Part No | Length | Width. | Thk | | |
| 07481S | 47.0 | 30.0 | 1.5 | | |
| 0322SV | 127.0 | 76.2 | 5.0 | | |


| | | | | | |
|-----------------------------|--------|--------|-----|--|---|
| ROUND SIDE HINGE | | | | |  |
| *Made of 304Stainless Steel | | | | | |
| Part No | Length | Width. | Thk | | |
| 7472S | 64.77 | 64.77 | 2.0 | | |


| | | | | | |
|------------------------------|--------|--------|-----|--|---|
| BOUND SIDE HINGE | | | | |  |
| *Made of 304 Stainless Steel | | | | | |
| Part No | Length | Width. | Thk | | |
| 7491S | 51.2 | 35.0 | 1.5 | | |


| | | | | | |
|------------------------------|--------|---------|----------|-----|---|
| LOCKER HINGE | | | | |  |
| *Made of 304 Stainless Steel | | | | | |
| Part No | Length | Width. | Height | Thk | |
| 7477S | 2-3/4" | 2-1/16" | 4(5/32") | 1.5 | |


| | | | | |
|------------------------------|--------|--------|-----|---|
| DOOR HINGES | | | |  |
| *Made of 304 Stainless Steel | | | | |
| Part No | Length | Width. | Thk | |
| 7420S | 36.5 | 35.7 | 2.0 | |
| 7420SV | 36.5 | 35.7 | 2.0 | |

| | | | | |
|------------------------------|--------|--------|-----|---|
| BUTT HINGE | | | |  |
| *Made of 304 Stainless Steel | | | | |
| Part No | Length | Width. | Thk | |
| 7430S | 50.8 | 50.8 | 2.0 | |
| 7606S | 40.0 | 40.0 | 1.5 | |
| 7607S | 30.0 | 40.0 | 1.5 | |

| | | | | |
|------------------------------|--------|--------|-----|--|
| BUTT HINGE | | | |  |
| *Made of 304 Stainless Steel | | | | |
| Part No | Length | Width. | Thk | |
| 7471SMM | 50.5 | 40.5 | 1.5 | |

| | | | | |
|------------------------------|--------|--------|-----|---|
| BUTT HINGE | | | |  |
| *Made of 304 Stainless Steel | | | | |
| Part No | Length | Width. | Thk | |
| 7471S | 63.5 | 40.5 | 1.2 | |

| | | | | |
|-----------------------------|--------|-------|------|---|
| LOCKER HINGE | | | |  |
| *Made of 304Stainless Steel | | | | |
| Part No | Length | Width | Thk | |
| 7490S | 90.0 | 65.0 | 3.0t | |

| | | | | | |
|--|--------|--------|--------|----------|---|
| BUTT HINGES | | | | |  |
| *Made of 316 Stainless and bright polished | | | | | |
| Part No | Length | Width. | Thk | Fastener | |
| 3033SA | 1.5" | 1.5" | 0.177" | #10 | |
| 3075SA | 2" | 2" | 0.177" | #10 | |

BUTT HINGES

*Made of 304 Stainless and electrolysis

| Part No | Length | Width. | Thk |
|---------|--------|--------|-----|
| 7485SNE | 50.8 | 39.8 | 1.5 |
| 3378SE | 50.8 | 38.1 | 2.0 |

**BUTT HINGE**

*Made of 304 Stainless Steel

| Part No | Length | Width. | Thk |
|---------|--------|--------|-----|
| 7469S | 100.0 | 55.0 | 1.5 |

**LOCKER HINGE**

*Made of 304 Stainless Steel

| Part No | Length | Width. | Thk |
|---------|--------|--------|-----|
| 7466S | 75.0 | 74.0 | 2.0 |
| 7609S | 75.0 | 60.0 | 2.0 |
| 7488S | 75.0 | 76.0 | 2.0 |

**LOCKER HINGE**

*Made of 304 Stainless Steel

| Part No | Length | Width. | Thk |
|---------|--------|--------|-----|
| 7474S | 75.0 | 73.0 | 2.0 |

**HEAVY DUTY BULL HINGE**

*Made of 304 Stainless Steel

| Part No | Length | Width. | Thk |
|---------|--------|--------|-----|
| 7467S | 60.0 | 48.0 | 1.5 |
| 7440S | 76.5 | 50.7 | 1.5 |

**BUTT HINGE**

*Made of 304 Stainless Steel

| Part No | Length | Width. | Thk |
|---------|--------|--------|-----|
| 7470S | 35.0 | 50.0 | 1.5 |
| 7603S | 60.0 | 80.0 | 2.0 |
| 0537S | 76.2 | 50.8 | 2.5 |
| 7439S | 62.0 | 40.0 | 1.5 |
| 2013S | 152.4 | 98.4 | 3.0 |



DOOR HINGES

*Made of 316 Stainless and bright polished

| Part No. | Length | Width | Thickness | Fastener |
|----------|--------|-------|-----------|----------|
| 3295SA | 4" | 4" | 0.169" | 1/4" |
| 1373SA | 5" | 5" | 0.165" | 1/4" |

**DOOR HINGES**

*Made of 316 Stainless and bright polished

| Part No. | Length | Width | Thickness | Fastener |
|----------|--------|-------|-----------|----------|
| 1373SAV | 5" | 5" | 0.165" | 1/4" |
| 0658SA | 6" | 6" | 0.189" | 1/4" |

**DOOR HINGES**

*Made of 316 Stainless and bright polished

| Part No | Length | Width. | Thk |
|---------|--------|--------|-------|
| 3346SA | 3.92" | 3.95" | 0.17" |

**OFFSET BUTT HINGES**

*Made of 304 Stainless Steel

| Part No | Length | Width. | Height | Thk |
|---------|--------|--------|--------|-----|
| 7451S | 36.5 | 36.5 | 12.7 | 2.0 |
| 7458S | 36.5 | 35.3 | 15.9 | 2.0 |
| 7459S | 36.5 | 35.3 | 19.1 | 2.0 |
| 7463S | 36.5 | 35.3 | 10.0 | 2.0 |

**SHORT SIDE OFFSET HINGES**

*Made of 304 Stainless Steel

| Part No | Length | Width. | Height | Thk |
|---------|--------|--------|--------|-----|
| 7423S | 66.2 | 36.5 | 19.0 | 2.0 |
| 7424S | 66.2 | 36.5 | 15.9 | 2.0 |
| 7425S | 66.2 | 36.5 | 12.7 | 2.0 |

**SHORT SIDE OFFSET HINGES**

*Made of 316 Stainless Steel

| Part No | Length | Width. | Height | Thk |
|---------|--------|--------|--------|-----|
| 3434SA | 54.0 | 38.0 | 22.5 | 4.5 |
| 3434SA1 | 66.0 | 38.0 | 22.5 | 4.5 |



OFFSET BUTT HINGES

*Made of 316 Stainless and bright polished

| Part No | Length | Width. | Height | Thk |
|---------|--------|--------|--------|-----|
| 3001SAE | 70.9 | 50.8 | 50.1 | 2.5 |



OFFSET BUTT HINGES

*Made of 304 Stainless and bright polished

| Part No | Length | Width. | Height | Thk |
|---------|--------|--------|--------|-----|
| 7480S1 | 130.0 | 50.8 | 59.6 | 3.0 |



OFFSET BUTT HINGES

*Made of 304 Stainless and bright polished

| Part No | Length | Width. | Height | Thk |
|---------|--------|--------|--------|-----|
| 7482S | 81.2 | 50.8 | 38.1 | 2.5 |



OFFSET BUTT HINGES

*Made of 316 Stainless and bright polished

| Part No | Length | Width. | Height | Thk |
|---------|--------|--------|--------|-----|
| 7482SA2 | 81.2 | 60.0 | 31.8 | 2.0 |



DOOR HINGES

*Made of 316 Stainless and bright polished


| Part No | Length | Width. | Height | Thk | Fastener |
|---------|--------|--------|--------|------|----------|
| 1372SA | 6.53" | 3" | 1.36" | 1/8" | #10 |



SEMI-CONCEALED HINGE


*Made of 304 Stainless


| Part No | A | B | C | D | E | F | Damper |
|---------|------|------|------|-----|------|------|--------|
| 3382ST | 65.0 | 38.0 | 60.0 | 1.2 | 10.2 | 17.3 | No |
| 3382SE1 | 70.0 | 38.0 | 56.5 | 1.5 | 9.5 | 14.5 | Yes |





| | | | | | |
|-------------------------------|--------|--------|----------|--|---|
| HINGE | | | | |  |
| * Made of 316 Stainless Steel | | | | | |
| Part No. | Length | Width | Fastener | | |
| 3024SAM | 2-5/8" | 2-7/8" | #10 | | |

| | | |
|--------------------------------------|-------------------|---|
| LADDER HINGE | |  |
| *Investment Cast 316 Stainless Steel | | |
| Part No | Dim | |
| 7412SA22 | 0.28"*7/8"*2-1/4" | |
| 7412SA25 | 1/4"*1"*2-1/2" | |

| | | | | | |
|-------------------------------|--------|-------|--------|--------|--|
| HINGE | | | | |  |
| * Made of 316 Stainless Steel | | | | | |
| Part No. | Length | Width | High | Thread | |
| 3113SA | 150mm | 59mm | 21mm | M8 | |
| 3114SA | 91mm | 40mm | 14.5mm | M5 | |

| | | | | | |
|-------------------------------|--------|-------|------|--------|---|
| HINGE | | | | |  |
| * Made of 316 Stainless Steel | | | | | |
| Part No. | Length | Width | High | Thread | |
| 3139SA | 71mm | 36mm | 10mm | M5 | |

| | | | | | |
|------------------------|--------|-------|-----------|----------|---|
| HINGES | | | | |  |
| *Made of 304 Stainless | | | | | |
| Part No. | Length | Width | Thickness | Fastener | |
| 3283S | 134 | 45.6 | 2.5 | 8# | |

| | | | | | |
|-------------------------------|--------|--------|-----------|--------|---|
| REMOVABLE HINGE | | | | |  |
| * Made of 316 Stainless Steel | | | | | |
| Part No. | Length | Width | Thickness | Thread | |
| 3261SAL | 91.2mm | 49.6mm | 4.9mm | 8# | |
| 3261SAR | 91.2mm | 49.6mm | 4.9mm | 8# | |

REMOVABLE HINGE

* Made of 316 Stainless Steel

| Part No. | Length | Width | Thickness |
|----------|--------|--------|-----------|
| 0677SAL | 87mm | 77.4mm | 6.5mm |
| 0677SAR | 87mm | 77.4mm | 6.4mm |

**HINGE**

* Made of 316 Stainless Steel

| Part No. | Open Size | Closed size |
|----------|----------------|----------------|
| 9525SAS | 60.6*34.7*24.5 | 60.6*37.8*12.7 |
| 9525SAL | 117.4*68.8*48 | 117.4*75.3*25 |

**ANTI-SLAMMING DOOR HINGES**

*Made of Stainless Steel

| Part No | Length | Width. | Thk | Material | Cover |
|----------|--------|--------|-----|----------|-------|
| 3427SQ | 37.0 | 38.0 | 2.0 | SUS304 | NO |
| 3427SACQ | 37.0 | 38.0 | 2.0 | SUS316 | YES |

**ANTI-SLAMMING DOOR HINGES**

*Made of Stainless Steel

| Part No | Length | Width. | Thk | Material | Cover |
|----------|--------|--------|-----|----------|-------|
| 3428SQ | 57.0 | 37.0 | 2.0 | SUS304 | NO |
| 3428SACQ | 57.0 | 37.0 | 2.0 | SUS316 | YES |

**ANTI-SLAMMING DOOR HINGES**

*Made of Stainless Steel

| Part No | Length | Width. | Thk | Material | Cover |
|----------|--------|--------|-----|----------|-------|
| 3429SQ | 57.0 | 37.0 | 2.0 | SUS304 | NO |
| 3429SACQ | 57.0 | 37.0 | 2.0 | SUS316 | YES |


**ANTI-SLAMMING DOOR HINGES**

*Made of Stainless Steel


| Part No | Length | Width. | Thk | Material | Cover |
|----------|--------|--------|-----|----------|-------|
| 7443SQ | 74.0 | 38.1 | 2.0 | SUS304 | NO |
| 7443SACQ | 74.0 | 38.1 | 2.0 | SUS316 | YES |




| ANTI-SLAMMING DOOR HINGES | | | | | |
|----------------------------------|--------|--------|-----|----------|-------|
| *Made of Stainless Steel | | | | | |
| Part No | Length | Width. | Thk | Material | Cover |
| 7433SQ | 76.0 | 37.0 | 2.0 | SUS304 | NO |
| 7433SACQ | 76.0 | 37.0 | 2.0 | SUS316 | YES |




| ANTI-SLAMMING DOOR HINGES | | | | | |
|----------------------------------|--------|--------|-----|----------|-------|
| *Made of Stainless Steel | | | | | |
| Part No | Length | Width. | Thk | Material | Cover |
| 7419SQ | 76.0 | 37.0 | 2.0 | SUS304 | NO |
| 7419SACQ | 76.0 | 37.0 | 2.0 | SUS316 | YES |




| HINGE | | | |
|------------------------------|--------|--------|-----|
| *Made of 316 Stainless Steel | | | |
| Part No | Length | Width. | Thk |
| 0782SA | 1219.0 | 101.6 | 2.3 |
| 0782SA10 | 254.0 | 50.8 | 2.0 |




| HINGE | | | |
|------------------------------|--------|--------|-----|
| *Made of 304 Stainless Steel | | | |
| Part No | Length | Width. | Thk |
| 3523S | 451.0 | 50.8 | 2.0 |





| HINGE | | |
|-------------------------------|------------------|------------------|
| * Made of 316 Stainless Steel | | |
| Part No. | Open Size | Closed size |
| 3496SA | 355.0*305.0*58.0 | 401.0*101.0*58.0 |





| DOOR LATCH | | | |
|------------------------------|--------|-----------|--------|
| *Made of 304 Stainless Steel | | | |
| Part No | Length | Base Size | Height |
| 8583S | 6.5" | 2"*3" | 2.5" |




| | | | | | |
|------------------------------|--------|-----------|--------|--|---|
| DOOR LATCH | | | | |  |
| *Made of 316 Stainless Steel | | | | | |
| Part No | Length | Base Size | Height | | |
| 8583SAN | 6.5" | 1.5"*2.5" | 2.2" | | |

| | | | | | |
|------------------------------|--------|-----------|--------|-------------------|---|
| DOOR LATCH | | | | |  |
| *Made of 316 Stainless Steel | | | | | |
| Part No | Length | Base Size | Height | Compression Latch | |
| 8583SAN2 | 6.25" | 1.4"*1.4" | 1.4" | 1.2"*1.4"*1.1" | |

| | | | | | |
|------------------------------|--------|-----------|--------|-------------------|---|
| DOOR LATCH | | | | |  |
| *Made of 316 Stainless Steel | | | | | |
| Part No | Length | Base Size | Height | Compression Latch | |
| 8583SAN3 | 6.25" | 1.4"*1.4" | 1.4" | 4.2"*1.1"*0.8" | |

| | | | | | |
|------------------------------|--------|-----------|--------|-------------------|---|
| DOOR LATCH | | | | |  |
| *Made of 316 Stainless Steel | | | | | |
| Part No | Length | Base Size | Height | Compression Latch | |
| 8583SAN4 | 6.5" | 1.5"*2.5" | 2.2" | 4.2"*1.1"*0.8" | |

| | | | | |
|------------------------------|--------|-------|------|---|
| DOOR BLOCKER SS316 | | | |  |
| *Made of 316 Stainless Steel | | | | |
| Part No | Length | Width | Thk | |
| 7492SA | 100.0 | 46.0 | 3.0t | |

| | | |
|---------------------------------------|--------------------|---|
| HIDDEN STYLE ENGINE LID HINGE | |  |
| * Made of Stamped 304 Stainless Steel | | |
| Part No. | Finish | |
| 3005S | Polish | |
| 3005SE | Electrolyte-Polish | |

RECTANGULAR BASE FOR WELDING

*Made of 316 Stainless Steel (Stamping)

| Part No. | Tube O.D. | Base | Fastener | Angle | THK |
|----------|--------------|-----------|----------|-------|--------|
| 1043SA | 1" | 2"*3-3/4" | 1/4" | 60° | 0.177" |
| 1044SA | 1" | 2"*3-3/4" | 1/4" | 90° | 0.177" |
| 1046SA | 1" | 2"*3-3/4" | 1/4" | 45° | 0.177" |
| 1047SA | 7/8" | 2"*3-3/4" | 1/4" | 60° | 0.177" |
| 1048SA | 7/8" | 2"*3-3/4" | 1/4" | 90° | 0.177" |
| 1049SA | 7/8" | 2"*3-3/4" | 1/4" | 45° | 0.177" |



RECTANGULAR BASE FOR WELDING

*Made of 316 Stainless Steel (Stamping)

| Part No. | Tube O.D. | Base | Fastener | Angle | Thk |
|----------|--------------|---------------------------|----------|-------|-------|
| 2085SAM | 25.4(1") | 44(1-3/4")* 80(3-1/8") | 1/4" | 45° | 0.11" |
| 2084SAM | 25.4(1") | 44(1-3/4")* 80(3-1/8") | 1/4" | 60° | 0.11" |
| 2083SAM | 25.4(1") | 44(1-3/4")* 80(3-1/8") | 1/4" | 90° | 0.11" |
| 2085SAS | 22(7/8") | 44(1-3/4")* 80(3-1/8") | 10# | 45° | 0.11" |
| 2084SAS | 22(7/8") | 44(1-3/4")* 80(3-1/8") | 10# | 60° | 0.11" |
| 2083SAS | 22(7/8") | 44(1-3/4")* 80(3-1/8") | 10# | 90° | 0.11" |



HEAVY DUTY ROUND BASE FOR WELDING

*Made of 316 Stainless Steel (Stamping)

| Part No. | Tube O.D. | Base O.D. | Angle | THK |
|----------|-----------|-----------|-------|--------|
| 1037SA | φ7/8" | φ2-3/4" | 45° | 0.177" |
| 1038SA | φ7/8" | φ2-3/4" | 60° | 0.177" |
| 1050SA | φ7/8" | φ2-3/4" | 90° | 0.177" |
| 1051SA | φ1" | φ2-3/4" | 90° | 0.177" |
| 1039SA | φ1" | φ2-3/4" | 45° | 0.177" |
| 1040SA | φ1" | φ2-3/4" | 60° | 0.177" |



| ROUND BASE FOR WELDING | | | | | |
|---|-----------|-----------|----------|-------|-------|
| *Made of 316 Stainless Steel (Stamping) | | | | | |
| Part No. | Tube O.D. | Base O.D. | Fastener | Angle | THK |
| 2082SAS | 22(7/8") | 69(2.75") | 10# | 45° | 0.11" |
| 2081SAS | 22(7/8") | 69(2.75") | 10# | 60° | 0.11" |
| 2080AS | 22(7/8") | 69(2.75") | 10# | 90° | 0.11" |
| 2082SAM | 25.4(1") | 74(3") | 1/4" | 45° | 0.11" |
| 2081SAM | 25.4(1") | 74(3") | 1/4" | 60° | 0.11" |
| 2080SAM | 25.4(1") | 74(3") | 1/4" | 90° | 0.11" |



| 5/16-18 ROUND WELDING BASE | | | |
|-----------------------------------|-----------|-----------|------------|
| *Made of 316 Stainless Steel | | | |
| Part No. | Base Size | Thickness | Screw Size |
| 1020SA | 1.375" | 0.11" | 5/16"-18 |
| 1028SA | 1.5" | 0.11" | 5/16"-18 |



| 3 HOLES WELDING ROUND BASE | | | |
|-----------------------------------|-----------|-----------|--------|
| *Made of 316 Stainless Steel | | | |
| Part No. | Base Size | Thickness | Screws |
| 1021SA | 2" | 0.11" | 10# |
| 1029SA | 2.25" | 0.177" | 1/4" |





| 4 HOLES WELDING ROUND BASE | | | |
|---|-----------|-----------|-------------|
| *Made of 316 Stainless Steel with Countersunk | | | |
| Part No. | Base Size | Thickness | Screws Size |
| 1022SA | Φ2.25" | 0.11" | 10# |





| 4 HOLES WELDING ROUND BASE | | | |
|-----------------------------------|-----------|-----------|-------------|
| *Made of 316 Stainless Steel | | | |
| Part No. | Base Size | Thickness | Screws Size |
| 1023SA | 2-1/4" | 0.11" | 0.26" |





| | | | | |
|--|-----------|----------|-------------|---|
| 4 HOLES WELDING ROUND BASE *Made of 316 Stainless Steel with Countersunk | | | |  |
| Part No. | Base Size | Thicness | Screws Size | |
| 1024SA | Φ2.5" | 0.11" | 10# | |
| 7402SA2 | 2-7/8" | 0.11" | 1/4" | |


| | | | | |
|---|--------|-----------|-----------|---|
| RAIL WELDED ROUND BASE *Made of 316 Stainless Steel | | | |  |
| Part No. | Dia | Thickness | Hole Size | |
| 7401SA | 2-3/8" | 0.11" | 0.28" | |
| 7402SA | 2-7/8" | 0.11" | 0.31" | |
| 7407SA | 3" | 0.11" | 0.20" | |


| | | | | |
|---|--------|-----------|-----------|--|
| RAIL WELDED ROUND BASE *Made of Stamped 316 Stainless Steel | | | |  |
| Part No. | Φ | Thickness | Hole Size | |
| 7401SA1 | 2-3/8" | 0.11" | 0.28" | |
| 7402SA1 | 2-7/8" | 0.11" | 0.31" | |


| | | | | |
|---|-----------|-----------|----------|---|
| 3 HOLES REC. WELDING BASE *Made Of Aluminum | | | |  |
| Part No. | Base Size | Thickness | Fastener | |
| 9383AA | 3-1/2" | 1/4" | 1/4" | |
| 9385AA | 4" | 1/4" | 1/4" | |
| 9386AA | 4-1/2" | 1/4" | 1/4" | |


| | | | | |
|--|------------|-----------|------------|---|
| 3 HOLES REC. WELDING BASE *Made of 316 Stainless Steel | | | |  |
| Part No. | Base Size | Thickness | Screw Size | |
| 1025SA | 1.75"*3.0" | 0.177" | 1/4" | |
| 1026SA | 1.75"*3.0" | 0.177" | 1/4" | |
| 1031SA | 2"*4" | 0.177" | 1/4" | |
| 1032SA | 2"*4" | 0.177" | 1/4" | |


| | | | | |
|------------------------------------|-----------|-----------|-----------|---|
| 4 HOLES SQUARE WELDING BASE | | | |  |
| *Made of 316 Stainless Steel | | | | |
| Part No. | Base Size | Thickness | Hole Size | |
| 1033SA | 4**4** | 0.177** | 0.32** | |


| | | | | |
|------------------------------------|-----------|-----------|-----------|---|
| 5 HOLES SQUARE WELDING BASE | | | |  |
| *Made of 316 Stainless Steel | | | | |
| Part No. | Base Size | Thickness | Hole Size | |
| 1034SA | 4**4** | 0.177** | 0.32** | |

| | | | | |
|----------------------------------|------------|-----------|-----------|---|
| 2 HOLES REC. WELDING BASE | | | |  |
| *Made of 316 Stainless Steel | | | | |
| Part No. | Base Size | Thickness | Hole Size | |
| 1041SA | 1.5**3.0** | 0.11** | 0.257** | |

| | | | | |
|----------------------------------|------------|-----------|-----------|---|
| 3 HOLES REC. WELDING BASE | | | |  |
| *Made Of 316 Stainless Steel | | | | |
| Part No. | Base Size | Thickness | Hole Size | |
| 1042SA | 1.5**3.0** | 0.11** | 0.257** | |

| | | | | | |
|-----------------------------------|---------|---------|-----------|-----------|---|
| RAIL WELDED RECTANGLE BASE | | | | |  |
| *Made of 316 Stainless Steel | | | | | |
| Part No. | Length | Width | Thickness | Hole Size | |
| 7403SA | 3-1/8** | 1-3/4** | 0.11** | 0.28** | |

| | | | | | |
|------------------------------|---------|---------|-----------|-----------|---|
| RAIL WELDED OVAL BASE | | | | |  |
| *Made of 316 Stainless Steel | | | | | |
| Part No. | Length | Width | Thickness | Hole Size | |
| 7404SA | 3** | 1-1/4** | 0.11** | 0.28** | |
| 7404SA1 | 3-1/4** | 1-1/2** | 0.11** | 0.28** | |

| | | | | |
|----------------------------------|-----------|-----------|----------|---|
| 4 HOLES REC. WELDING BASE | | | |  |
| *Made Of Aluminum | | | | |
| Part No. | Base Size | Thickness | Fastener | |
| 9370AA | 3**4** | 1/4** | 1/4** | |

SNAP HANDLE DRAIN PLUG

*Made of Brass

| Part No | Φ |
|---------|------------|
| 2968B | 25(1") |
| 2969B | 32(1-1/4") |



SNAP HANDLE DRAIN PLUG

*Made of 304 Stainless Steel

| Part No | Φ |
|---------|------------|
| 2968S | 25(1") |
| 2969S | 32(1-1/4") |



T-HANDLE DRAIN PLUG

*Made of Stainless Steel/Brass

| Part No | Φ |
|---------|------------|
| 2970B | 25(1") |
| 2971B | 32(1-1/4") |
| 2970S | 25(1") |
| 2971S | 32(1-1/4") |



BAITWELL PLUGS

*Made of Brass & Rubber & 304 Stainless Steel

| Part No | Length | Dia |
|---------|----------|------------|
| 2972B | 20(3/4") | 18.5(3/4") |
| 2973B | 20(3/4") | 15.7(5/8") |
| 2974B | 20(3/4") | 12.3(1/2") |
| 2974B1 | 20(3/4") | 9.5(3/8") |
| 2974B2 | 20(3/4") | 22.2(7/8") |



| DRAIN TUBE | | |
|--------------------------------|-------------------------|-------|
| *Made of Brass/Stainless Steel | | |
| Part No | Sleeve | M'TL |
| 2962B | 32(1-1/4")*76(3") | Brass |
| 2962BL | 32(1-1/4")*98.4(3-7/8") | Brass |
| 2963B | 25.4(1")*76.0(3") | Brass |
| 2963BM | 25.4(1")*88.9(3-1/2") | Brass |
| 2963BL | 25.4(1")*98.4(3-7/8") | Brass |
| 2964B | 25.4(1")*48.0(1-7/8") | Brass |
| 2963SL1 | 25.4(1")*98.4(3-7/8") | S.S |



| DRAIN COVER | |
|--------------------------------------|--------------|
| *Made of stamped 304 Stainless Steel | |
| Part No | Size |
| 7728S | 82.5(3-1/4") |



| BUTTERFLY VENT WITH CENTER KNOB | | |
|--|------------|---------|
| *Made of 304 Stainless Steel | | |
| Part No | Thk. | Φ |
| 2975S | 0.8(0.03") | 100(4") |
| 2975M | 0.8(0.03") | 127(5") |
| 2975SL | 1.0(0.04") | 153(6") |





| BUTTERFLY VENT WITH SIDE KNOB | | |
|--------------------------------------|------------|---------|
| *Made of 304 Stainless Steel | | |
| Part No | Thk. | Φ |
| 2976S | 0.8(0.03") | 100(4") |
| 2976M | 0.8(0.03") | 127(5") |
| 2976SL | 1.0(0.04") | 153(6") |





| OVAL VENT | | | |
|------------------------------|-------|--------|---------|
| *Made of 316 Stainless Steel | | | |
| Part No | Thk. | Width | Length |
| 9570SAS | 1.5mm | 82.1mm | 183.6mm |





| | | | |
|---|-------|-------|---|
| ROUND VENT *Made of 316 Stainless Steel | | |  |
| Part No | Thk. | Φ | |
| 1787SAN | 1.0mm | 158mm | |

| | | | | |
|--|-------|-------|--------|---|
| ROUND VENT *Made of 316 Stainless Steel And PP | | | |  |
| Part No | Thk. | Φ | Height | |
| 1787SANP | 1.0mm | 158mm | 69mm | |

| | | | |
|--|------------|-----------|--|
| ROUND LOUVERED VENT *Made of 304 Stainless Steel | | |  |
| Part No | Thk. | Φ | |
| 7726S | 1.0(0.04") | 100.0(4") | |
| 7726M | 1.0(0.04") | 130.0(5") | |
| 7726L | 1.0(0.04") | 153.0(6") | |


| | | | | |
|--|-------|----------|--------|---|
| THRU VENT *Made of 304 Stainless Steel | | | |  |
| Part No | Size | Fastener | Thk. | |
| 9947SS | 4"*4" | # 10 FH | 0.039" | |
| 9947SL | 5"*5" | # 10 FH | 0.039" | |


| | | | | | |
|---|----------|-------------|---------|----------|---|
| HOSE VENT * Made of 304 Stainless Steel | | | | |  |
| Part No. | Hose Dia | Flange Size | Height | Fastener | |
| 9515SL | 4" | 5"*5" | 3" | #10 FH | |
| 9515SS | 3" | 4"*4" | 2-7/16" | #10 FH | |


| | | | | | |
|---|-------|-------|------|------|---|
| SOLAR EXHAUST VENT *Made of Stamped 304 Stainless steel | | | | |  |
| Part No. | D | d | H | h | |
| 3184SP | 215mm | 116mm | 36mm | 40mm | |


| | | | | |
|--|-------|--------|---|--|
| MUSHROOM VENTILATER *Made of 316 Stainless Steel | | |  | |
| Part No. | Dia | Height | | |
| 3401SA | 200mm | 30mm | | |
| 3402SA | 200mm | 30mm | | |

| | | | | |
|--|-------|---------|---|--|
| MUSHROOM VENTILATER *Made of 316 Stainless Steel | | |  | |
| Part No. | Dia | Height | | |
| 3403SA | 200mm | 71~83mm | | |

| | | | | | |
|--|------------|------------|--------------|--|--|
| S.S STAMPED LOUVERED VENT *Made of Stamped 304 Stainless Steel | | | |  | |
| Part No | Thk. | Width | Length | | |
| 7720S | 0.8(0.03") | 127(5") | 228.0(8.97") | | |
| 7721S | 0.8(0.03") | 65(2.56") | 127.0(5") | | |
| 7722S | 0.8(0.03") | 115(4.53") | 127.0(5") | | |
| 7723S | 0.8(0.03") | 115(4.53") | 231.8(9.13") | | |

| | | | | | |
|--|------------|---------|-----------|---|--|
| S.S STAMPED LOUVERED VENT *Made of Stamped 316 Stainless Steel | | | |  | |
| Part No | Thk. | Width | Length | | |
| 3220SA | 0.8(0.03") | 127(5") | 122(4.8") | | |

| | | | | | |
|--|-------|--------|---------------------|---|--|
| S.S LOUVERED VENT *Made of Stamped 316 Stainless Steel | | | |  | |
| Part No | Width | Length | Cut -out Dimensions | | |
| 7736SA | 160mm | 240mm | 135mm*215mm | | |

| | | | | | | |
|--|-------|---------|--------|--------|---|--|
| LOUVERED VENT *Made of 304 Stainless Steel | | | | |  | |
| Part No. | Slots | Length | Width | Height | | |
| 7727S3 | 3 | 8-1/4" | 4-3/8" | 1-1/2" | | |
| 7727S4 | 4 | 10" | 4-3/8" | 1-1/2" | | |
| 7727S5 | 5 | 12-7/8" | 4-3/8" | 1-1/2" | | |

LOUVERED VENT

*Made of 304 Stainless Steel

| Part No. | Slots | Length | Width | Height |
|----------|-------|-----------|---------|--------|
| 7729S6 | 6 | 12-7/8" | 3" | 1-1/4" |
| 7729S7 | 7 | 14-7/8" | 3" | 1-1/4" |
| 7729S8 | 8 | 16-13/16" | 3" | 1-1/4" |
| 7729S10 | 10 | 20-3/4" | 3" | 1-1/4" |
| 7730S4 | 4 | 8-1/8" | 4-7/16" | 1-1/2" |
| 7730S6 | 6 | 12-7/8" | 4-7/16" | 1-1/2" |
| 7730S10 | 10 | 20-13/16" | 4-7/16" | 1-1/2" |

**S.S STAMPED VENT**

*Made of Stamped 316 Stainless Steel

| Part No | Length | Width | Height | Bar Dia. | Bar number |
|---------|--------|--------|--------|----------|------------|
| 8210SA | 19" | 6-1/2" | 5/8" | 5/16" | 3 |
| 8211SA | 16.8" | 7.6" | 5/8" | 5/16" | 7 |

**DECK STEP**

*Made of Injection Molded PVC/Stamped 304 Stainless Steel

| Part No. | Width | Length | Fastener |
|----------|--------|----------|----------|
| 7980S | 2-1/4" | 8-3/8" | #8 |
| 7980SL | 3-3/8" | 8-13/16" | #8 |

**DECK STEP**

*Made of Injection Molded PVC/Stamped 304 Stainless Steel

| Part No. | Width | Length |
|----------|--------|----------|
| 7981S | 3-3/8" | 8-13/16" |

**COLLECTOR BOX**

* Made of 304 Stainless Steel

| Part No. | Thk | Base | Width |
|----------|-----|--------------------------|-------------|
| 7996S2 | 0.8 | 115(4-1/2")*315(12-1/2") | 115(4-1/2") |



COLLECTOR BOX

* Made of 304 Stainless Steel

| Part No. | Thk | Base | Width |
|----------|-----|-------------------------|-------------|
| 7996S1 | 0.8 | 115(4-1/2")*188(7-1/2") | 115(4-1/2") |

**BILGE BLOWER**

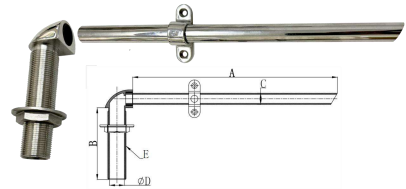
*Made of Injection Molded ABS

| Part No. | Color | Hose Dia | Voltage | Length | Fuse |
|----------|-------|----------|---------|--------|------|
| 7210W | White | 3" | 12V DC | 5" | 2.7A |
| 7210B | Black | 3" | 12V DC | 5" | 2.7A |

**EXTERNAL SALTWATER PICK UP SS316**

* Made of 316 Stainless Steel

| Part No. | A | B | C | D | E |
|----------|-------|-------|------------|-------|------------|
| 3127SA | 291.0 | 101.6 | Φ15.9*1.5t | Φ21.0 | BSP3/4"-14 |

**EXHAUST OUTLET**

* Made of 304 Stainless Steel

| Part No. | Hose Dia | Fastener |
|----------|----------|----------|
| 9631S0 | 3" | 1/4 FH |
| 9638S0 | 3-1/2" | 1/4 FH |
| 3021S0 | 4" | 1/4 FH |

**EXHAUST OUTLET**

* Made of 304 Stainless Steel

| Part No. | Hose Dia | Fastener |
|----------|----------|----------|
| 9631S90 | 3" | 1/4 FH |
| 9638S90 | 3-1/2" | 1/4 FH |
| 3021S90 | 4" | 1/4 FH |



S.S TRANSOM EXHAUST PIPE

*Made of 304 Stainless Steel

| Part No. | Hose pipe | Flange | Length |
|----------|-----------|--------|----------|
| 7570S | 1-1/2" | 3-1/4" | 4-9/16" |
| 7571S | 1-7/8" | 3-5/8" | 5-9/16" |
| 7573S | 2-1/2" | 4-1/8" | 5-9/16" |
| 7574S | 3" | 4-3/4" | 4-15/16" |



COWL VENTILATORS

*Made of Investment Cast 316 Stainless Steel

| Part No. | Plate O.D. | Plate I.D. | Color | Height |
|----------|------------|------------|-------|--------|
| 1360RW | 5-1/2" | 4" | White | 10" |
| 1360RR | 5-1/2" | 4" | Red | 10" |



EXHAUST OUTLET

* Made of 304 Stainless Steel

| Part No. | A | B | C |
|----------|---------|-------------------|---------|
| 1851SV | 40.0mm | 76.0mm | 75.0mm |
| 1852SV | 45.0mm | 79.0mm | 75.0mm |
| 1853SV | 50.0mm | 84.0mm <td 75.0mm | |
| 1854SV | 60.0mm | 94.0mm | 75.0mm |
| 1855SV | 76.0mm | 109.0mm | 90.0mm |
| 1856SV | 89.1mm | 123.0mm | 110.0mm |
| 1857SV | 102.0mm | 141.5mm | 115.0mm |
| 1858SV | 127.0mm | 171.0mm | 140.0mm |
| 1859SV | 152.0mm | 196.0mm | 150.0mm |





COWL VENTILATORS


*Made of Stamped 304 Stainless Steel


| Part No. | Plate O.D. | Height | Mouth Dia | Color |
|----------|------------|--------|-----------|-------|
| 1350SW | 3" | 10" | 7-1/4" | White |
| 1350SR | 3" | 10" | 7-1/4" | Red |
| 1360SW | 4" | 12" | 8-5/8" | White |
| 1360SR | 4" | 12" | 8-5/8" | Red |





| | | | | |
|--|------------|--------|-------|---|
| COWL VENTILATORS | | | |  |
| *Made of Investment Cast 316 Stainless Steel | | | | |
| Part No. | Plate O.D. | Height | Color | |
| 1352SAW | 3" | 5" | White | |
| 1352SAR | 3" | 5" | Red | |

| | | | |
|--|----------|-----------|---|
| DECK PLATE | | |  |
| *Made of Investment Cast 316 Stainless Steel | | | |
| Part No. | Flange | Plate I.D | |
| 1351SA | 4-11/16" | 3" | |
| 1361SA | 5-9/16" | 4" | |

| | | | |
|--|--------|-----------|---|
| DECK PLATE | | |  |
| *Made of Investment Cast 316 Stainless Steel | | | |
| Part No. | Flange | Plate I.D | |
| 9807SA | 5.2" | 4" | |

| | | | | | |
|--|------------|--------|----------|-------|---|
| COWL VENTILATORS | | | | |  |
| *Made of Investment Cast 316 Stainless Steel | | | | | |
| Part No. | Plate O.D. | Height | Flange | Color | |
| 1352ASYW | 3" | 5" | 4-11/16" | White | |
| 1352ASYR | 3" | 5" | 4-11/16" | Red | |

| | | |
|------------------------------|--------|---|
| DECK PLATE KEY | |  |
| *Made of 304 Stainless Steel | | |
| Part No. | Length | |
| 1361KEY | 7" | |

| | | | | | |
|--|---------|---------|---------|--------|---|
| WATERPROOF WALKABLE DECK PLATES | | | | |  |
| *Made of ABS | | | | | |
| Part No. | A | B | C | D | |
| 3324PW4 | 101.6mm | 112.0mm | 142.0mm | 24.0mm | |
| 3324PW6 | 150.0mm | 162.0mm | 197.5mm | 24.0mm | |
| 3324PW8 | 196.0mm | 208.0mm | 246.0mm | 24.0mm | |

STORAGE AND ACCESS HATCHES

*Made of ABS

| Part No. | Lenght | Widht | Inlet size |
|----------|---------|---------|-----------------|
| 3423PW1 | 440.0mm | 315.0mm | 363.0mm*246.0mm |
| 3423PW2 | 605.0mm | 353.0mm | 529.0mm*284.0mm |



SHELL VENTILATER

*Made of 316 Stainless Steel And pp

| Part No. | Plate O.D. | Height | Width |
|----------|------------|--------|-------|
| 2786SAP | 3" | 3" | 5.8" |



MUSHROOM VENTILATER

*Made of 316 Stainless Steel And Nylon

| Part No. | Dia | Height | Adjustable range |
|----------|------|--------|------------------|
| 3433SA5 | 4.6" | 3" | 5/8" |
| 3433SA6 | 6" | 3" | 5/8" |
| 3433SA7 | 7.3" | 3.2" | 3/4" |



STAINLESS STEEL BREATHER NIPPLES

*Made of Stamped 304 Stainless Steel

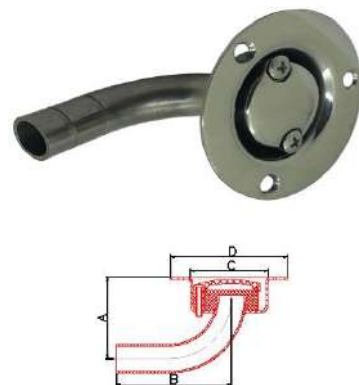
| Part No. | Hose Size | Height | The flange diameter | Cut-out DIA |
|----------|-----------|--------|---------------------|-------------|
| 1810SN | 5/8" | 1.9" | 2.5" | 1.5" |
| 1815SN | 3/4" | 2.1" | 3" | 2" |
| 1815SNL | 3/4" | 3.6" | 3" | 2" |



STAINLESS STEEL BREATHER NIPPLES

*Made of Stamped 304 Stainless Steel

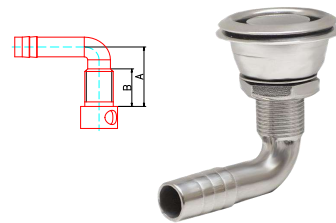
| Part No. | HOSE SIZE | A | B | C | D |
|----------|-----------|-------|-------|-------|-------|
| 1811SN16 | 5/8" | 1.69" | 2.44" | 1.48" | 2.52" |
| 1811SN19 | 3/4" | 1.89" | 2.44" | 1.48" | 2.52" |
| 1812SN | 1" | 2.09" | 2.87" | 2.00" | 3.03" |
| 1813SN | 1.5" | 2.87" | 3.62" | 2.87" | 3.90" |
| 1814SN | 3/4" | 2.11" | 2.98" | 2.00" | 3.03" |



FUEL TANK VENT ROUND HEAD ,90 DEGREE

*Made of Stamped 304 Stainless Steel

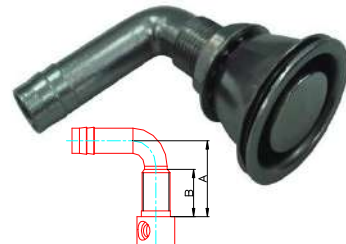
| Part No. | HOSE SIZE | A | B |
|----------|-----------|-------|--------|
| 3128SU5 | 5/8" | 1.8" | 1.14" |
| 3128SU6 | 3/4" | 1.93" | 1.125" |
| 3128SU8N | 1" | 2.62" | 1.33" |



FUEL TANK VENT ROUND HEAD ,90 DEGREE

*Made of Stamped 304 Stainless Steel

| Part No. | HOSE SIZE | A | B |
|----------|-----------|-------|--------|
| 3128SD5 | 5/8" | 1.8" | 1.14" |
| 3128SD6 | 3/4" | 1.93" | 1.125" |



FUEL TANK VENT ROUND HEAD , STRAIGHT

*Made of Stamped 316 Stainless Steel


| Part No. | HOSE SIZE | HEIGHT | THREAD LENGTH |
|----------|-----------|--------|---------------|
| 3229SA5C | 5/8" | 3" | 1.4" |



FUEL TANK VENT ROUND HEAD ,90 DEGREE

*Made of Stamped 304 Stainless Steel

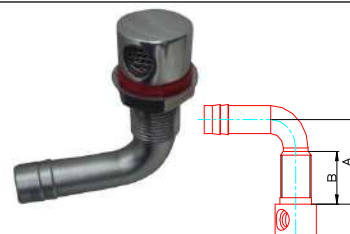
| Part No. | HOSE SIZE | A | B |
|----------|-----------|-------|--------|
| 3228SU5 | 5/8" | 1.8" | 1.14" |
| 3228SU6 | 3/4" | 1.93" | 1.125" |
| 3228SU8 | 1" | 2.28" | 1.31" |



FUEL TANK VENT ROUND HEAD ,90 DEGREE

*Made of Stamped 304 Stainless Steel

| Part No. | HOSE SIZE | A | B |
|----------|-----------|-------|--------|
| 3228SD5 | 5/8" | 1.8" | 1.14" |
| 3228SD6 | 3/4" | 1.93" | 1.125" |





FUEL TANK VENT ROUND HEAD ,STRAIGHT


*Made of Stamped 304 /316Stainless Steel


| Part No. | HOSE SIZE | HEIGHT | THREAD LENGTH |
|----------|-----------|--------|---------------|
| 3229S5 | 5/8" | 3" | 1.2" |
| 3229SA6 | 3/4" | 4" | 1.1" |




| | | | | | | |
|--|--------|--------|--------|--------|--------------|---|
| DECK FILLER FUEL(RED) *Made of Stainless Steel 316 | | | | | |  |
| Part No | Length | Hose | Flange | ID | Screw Thread | |
| 3410SA | 71.0mm | 50.8mm | 83.6mm | 38.0mm | M40 | |


| | | | | | | |
|--|--------|--------|--------|--------|--------------|---|
| DECK FILLER WATER(BLUE) *Made of Stainless Steel 316 | | | | | |  |
| Part No | Length | Hose | Flange | ID | Screw Thread | |
| 3411SA | 71.0mm | 35.0mm | 83.6mm | 32.0mm | M40 | |

| | | | | | | |
|---|--------|--------|--------|--------|--------------|---|
| DECK FILLER WATER(WATER) *Made of Stainless Steel 316 | | | | | |  |
| Part No | Length | Hose | Flange | ID | Screw Thread | |
| 9803SA8N | 81.0mm | 40.0mm | 75.0mm | 34.0mm | M40 | |

| | | | | | | |
|--|--------|--------|--------|--------|--------------|---|
| DECK DISCHARGE OF SEWAGE(WASTE) *Made of Stainless Steel 316 | | | | | |  |
| Part No | Length | Hose | Flange | ID | Screw Thread | |
| 9804SA8N | 81.0mm | 40.0mm | 75.0mm | 34.0mm | M40 | |

| | | | | | | |
|---|--------|--------|--------|----------|--------------|---|
| DECK FILLER DIESEL(DIESEL) *Made of Stainless Steel 316 | | | | | |  |
| Part No | Length | Hose | Flange | ID | Screw Thread | |
| 9805SA8N | 84.0mm | 51.6mm | 86.8mm | 44.8.0mm | M48 | |

| | | |
|---|--------|---|
| DECK PLATE KEY *Made of 316 Stainless Steel | |  |
| Part No. | Length | |
| 9803HD | 4" | |

| | | | | | | |
|---|--------|-------|--------|-----|---------|---|
| DECK FILLER WATER(WATER) *Made of Stainless Steel 316 | | | | | |  |
| Part No | A | B | C | D | E | |
| 3456SA30 | 82.0mm | 8.5mm | 47.5mm | 150 | 104.5mm | |

DRAIN PLUG

*Made of Stainless Steel 316


| Part No | Length | Hose | Flange |
|---------|--------|--------|--------|
| 3412SA | 70.0mm | 25.0mm | 48.0mm |



GENERATOR EXHAUST PORTS

*Made of Stainless Steel 316

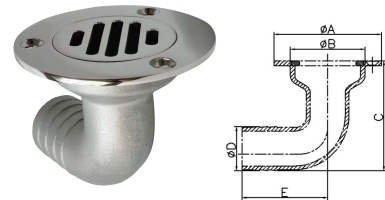
| Part No | A | B | C | D | E |
|---------|---------|--------|--------|--------|--------|
| 3461SAS | 125.7mm | 68.0mm | 99.0mm | 59.0mm | 38.4mm |
| 3461SAL | 125.7mm | 68.0mm | 99.0mm | 59.0mm | 51.0mm |



FLOOR DRAIN

*Made of Stainless Steel 316

| Part No | A | B | C | D | E |
|---------|--------|--------|--------|--------|--------|
| 3455SA | 63.5mm | 44.0mm | 64.5mm | 26.0mm | 50.8mm |



S.S MIDGET VENT

*Made of Stamped 304 Stainless Steel

| Part number | Width | Length | Height | Fastener | Thk |
|-------------|--------|--------|--------|----------|-------|
| 7724S | 1-5/8" | 1-3/4" | 1/2" | #6 | 0.023 |
| 7724SH | 1-3/4" | 1-1/2" | 1/2" | #8 | 0.047 |
| 7724SMH | 1-1/2" | 1-1/2" | 1/2" | #8 | 0.078 |
| 7725S | 2-1/8" | 2-1/4" | 5/8" | #6 | 0.023 |



PITOT TUBE SHIELD

*Made of 304 Stainless Steel

| Part No. | Width | Length | Height | Fastener |
|----------|--------|--------|--------|----------|
| 1607S | 1-1/4" | 3/4" | 3/8" | M3 |



MARINE/BOAT SPEEDOMETER PITOT TUBE SPEEDOMETER PICKUP

*Made of POM

| Part No. |
|----------|
| 3015PW |



**MARINE/BOAT SPEEDOMETER PITOT TUBE
SPEEDOMETER PICKUP**

*Made of POM

Part No.

| Part No. | PU pipe | PU pipe Size |
|----------|---------|--------------------|
| 3015ASY | NO | |
| 3015ASY1 | YES | OD6.0*ID4.0*6000mm |



BARB THRU HULL FITTING

*Made of 316 Stainless Steel

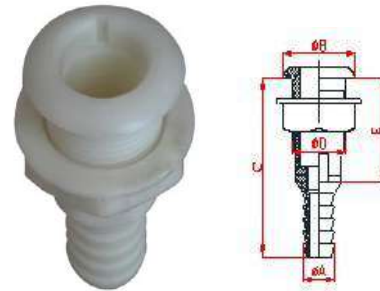
| Part No. | Hose Size | Thread | O.L |
|----------|-----------|----------------|--------|
| 1291SA | 3/4" | 3/4"-1/4NPS | 3-3/4" |
| 1292SA | 1" | 1"-11.5NPS | 4" |
| 1293SA | 1-1/8" | 1"-11.5NPS | 4" |
| 1294SA | 1-1/4" | 1-1/4"-11.5NPS | 4" |
| 1295SA | 1-1/2" | 1-1/2"-11.5NPS | 4-1/8" |



PLASTIC THRU HULL

*Made of POM

| Part No. | A | B | C | D | E |
|----------|----------------------------|--------|---------|--------|--------|
| 1290PW | 5/8" | 1-7/8" | 3-3/16" | 1-3/8" | 1-3/4" |
| 1291PW | 3/4" | 1-7/8" | 3-3/8" | 1-3/8" | 1-3/4" |
| 1292PW | 1" | 1-7/8" | 3-3/8" | 1-3/8" | 1-3/4" |
| 1293PW | 1-1/8" | 1-7/8" | 3-7/16" | 1-3/8" | 1-3/4" |
| 1294PW | 1-1/4" | 2-3/8" | 4-1/16" | 1-5/8" | 2" |
| 1295PW | 1-1/2" | 2-3/8" | 4-1/16" | 1-5/8" | 2" |
| 1296RBC | Replaceable rubber flapper | | | | |



PLASTIC THRU HULL

*Made of NYLON+20% F.G.W/SS 316 Trimcover

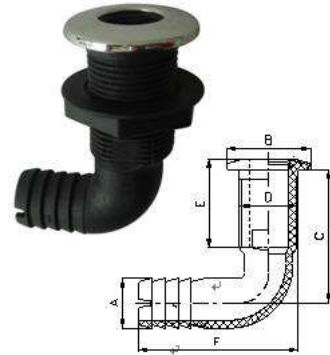
| Part No. | A | B | C | D | E |
|----------|--------|-------|-------|-------|--------|
| 8750SAB | 5/8" | 1.89" | 3.14" | 1.31" | 1-3/4" |
| 8751SAB | 3/4" | 1.89" | 3.14" | 1.31" | 1-3/4" |
| 8752SAB | 1" | 1.89" | 3.14" | 1.31" | 1-3/4" |
| 8753SAB | 1-1/8" | 1.89" | 3.14" | 1.31" | 1-3/4" |
| 8754SAB | 1-1/4" | 2.36" | 3.72" | 1.59" | 1-3/4" |
| 8755SAB | 1-1/2" | 2.36" | 3.72" | 1.59" | 1-3/4" |
| 8756SAB | 2" | 3.25" | 4.63" | 2.20" | 2-1/8" |
| 8757SAB | 1-1/2" | 3.25" | 4.75" | 2.20" | 2-1/2" |



PLASTIC THRU HULL

*Made of NYLON+20% F.G.W/SS 316 Trimcover

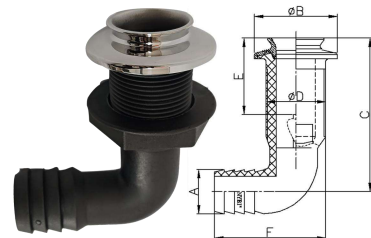
| Part No. | A | B | C | D | E | F |
|-----------|--------|-------|-------|-------|-------|-------|
| 8750SABL | 5/8" | 1.89" | 2.89" | 1.31" | 2" | 2.53" |
| 8751SABL | 3/4" | 1.89" | 2.89" | 1.31" | 2" | 2.53" |
| 8752SABL | 1" | 1.89" | 3.00" | 1.31" | 2" | 2.53" |
| 8753SABLS | 1-1/8" | 1.89" | 2.81" | 1.31" | 1.77" | 2.53" |
| 8753SABL | 1-1/8" | 1.89" | 3.00" | 1.31" | 2" | 3.59" |
| 8754SABL | 1-1/4" | 2.36" | 3.00" | 1.59" | 2" | 3.73" |
| 8755SABL | 1-1/2" | 2.36" | 3.47" | 1.59" | 2" | 3.74" |
| 8756SABL | 2" | 3.25" | 3.54" | 2.22" | 2.95" | 4.45" |



PLASTIC THRU HULL

*Made of NYLON+20% F.G.W/SS 316 Trimcover


| Part No. | A | B | C | D | E | F |
|----------|--------|-------|-------|-------|-------|-------|
| 4500SABL | 1" | 1.89" | 3.48" | 1.31" | 2.24" | 2.53" |
| 4501SABL | 1-1/8" | 1.89" | 3.48" | 1.31" | 2.0" | 3.59" |
| 4502SABL | 1-1/2" | 2.36" | 4.03" | 1.59" | 2.27" | 3.74" |



PLASTIC THRU HULL

Made of NYLON+20% F.G.W/SS 316 Trimcover, With Rubber FLAPPER

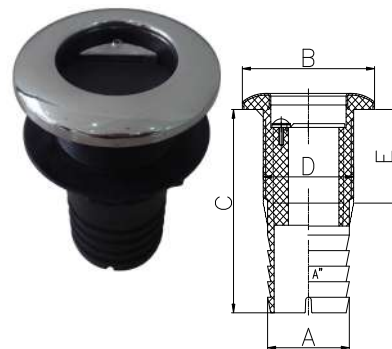
| Part No. | A | B | C | D | E |
|----------|--------|-------|-------|-------|-------|
| 4502SAB | 1-1/2" | 2.36" | 4.28" | 1.59" | 1.85" |



PLASTIC THRU HULL

Made of NYLON+20% F.G.W/SS 316 Trimcover, With Rubber FLAPPER


| Part No. | A | B | C | D | E |
|----------|--------|-------|-------|-------|--------|
| 8750SABR | 5/8" | 1.89" | 3.14" | 1.31" | 1-3/4" |
| 8751SABR | 3/4" | 1.89" | 3.14" | 1.31" | 1-3/4" |
| 8752SABR | 1" | 1.89" | 3.14" | 1.31" | 1-3/4" |
| 8753SABR | 1-1/8" | 1.89" | 3.14" | 1.31" | 1-3/4" |
| 8754SABR | 1-1/4" | 2.36" | 3.72" | 1.59" | 1-3/4" |
| 8755SABR | 1-1/2" | 2.36" | 3.72" | 1.59" | 1-3/4" |
| 8756SABR | 2" | 3.25" | 4.63" | 2.20" | 2-1/8" |
| 8757SABR | 1-1/2" | 3.25" | 4.75" | 2.20" | 2-1/2" |





| | | |
|-------------------------------------|------|---|
| NYLON PLUG *Made of Nylon | |  |
| Part No | Size | |
| 1241P | 3/4" | |

| | | |
|-------------------------------------|------|---|
| NYLON PLUG *Made of Nylon | |  |
| Part No | Size | |
| 1241PB | 3/4" | |

| | | | | |
|---|--------|------|--------|---|
| DRAIN PLUG *Made of Stainless Steel 316 | | | |  1241SAR 1241SA |
| Part No | Length | Tube | Flange | |
| 1241SA | 50 | 24 | Oval | |
| 1241SAR | 50 | 24 | Round | |

| | | | |
|---|--------|------|--|
| OVAL DRAIN PLUG *Made of Stainless Steel 316/Injection Molded Nylon | | |  |
| Part No | Length | Hole | |
| 1241SAP | 54 | 24 | |

| | | | | | |
|--|-----------|---------------|----------------|-----------|---|
| S.S. OUTBOARD MOTOR BRACKET *Made of Stamped 304 Stainless Steel /Wood | | | | |  |
| Part No. | Hp Rating | Mounting Size | Broad Size | Base M'TL | |
| 7951S | To 20 hp | 8"*8-5/8" | 8-1/4"*10-3/8" | Plastic | |
| 7951SW | To 20 hp | 8"*8-5/8" | 8-1/4"*10-3/8" | Wood | |

| | | | | | |
|--|-----------|------------------|----------------|-----------|---|
| S.S. OUTBOARD MOTOR BRACKET *Made of Stamped 304 Stainless Steel | | | | |  |
| Part No. | Hp Rating | Mounting Size | Broad Size | Base M'TL | |
| 7952S | To 10 hp | 4-7/16"*5-11/16" | 8-1/4"*10-3/8" | Plastic | |
| 7952SW | To 10 hp | 4-7/16"*5-11/16" | 8-1/4"*10-3/8" | Wood | |

ALUMINUM OUTBOARD MOTOR BRACKET

*Made of Aluminum

| Part No. | Hp rating | Broad Size | Mounting Size | Base M'TL |
|----------|-------------|----------------|------------------|--------------|
| 7953AA | 7-1/2 to 20 | 8-1/4"*10-3/8" | 5-1/4"*9" | Plastic |
| 7953AW | 7-1/2 to 20 | 8-1/4"*10-3/8" | 5-1/4"*9" | Wood |



FIXED-MOUNT BRACKET

*Made of 304 stainless steel

| Part No. | Hp rating | Broad Size | Mounting Size | Base M'TL |
|----------|-----------|----------------|------------------|--------------|
| 7957S | To 15 hp | 8-1/4"*10-3/8" | 6-1/8"*7-3/4" | Plastic |



MARINE SHOCK CORD HOOK

*Made of 304 Stainless Steel

| Part No | Dia. | Length |
|---------|----------|-----------|
| 2040S | 8(5/16") | 1000(40") |
| 2041S | 8(5/16") | 800(32") |
| 2042S | 8(5/16") | 500(20") |
| 2043S | 8(5/16") | 300(12") |



HOOKS FOR SHOCK CORD

*Made of 304 Stainless Steel

| Part No | Wire | Dia |
|---------|-------------|-------------|
| 2030S | 1.5(0.05") | 6.0(0.24") |
| 2031S | 2.0(0.078") | 8.0(0.31") |
| 2032S | 2.5(0.1") | 10.0(0.39") |
| 2033S | 3.0(0.12") | 12.0(0.47") |
| 2034S | 1.6(0.063") | 5.2(0.2") |



BUNGEE SHOCK CORD COVER CLIPS AND LACING KNOBS

*Made of Nylon

| |
|----------|
| Part No. |
| 3312PB1 |



BUNGEE SHOCK CORD COVER CLIPS AND LACING KNOBS

*Made of Nylon

Part No.
3312PB2



BUNGEE SHOCK CORD COVER CLIPS AND LACING KNOBS

*Made of Nylon

Part No.
3312PB3



BOAT COVER TIE DOWNS

* Made of PE

| Part No. | Suction cup Dia. | Flex Dia. |
|----------|------------------|-----------|
| 3372P35 | Φ35 | Φ2.8 |
| 3372P50 | Φ50 | Φ2.8 |



RUB STRAKE

*Made of 316 Stainless Steel

| Part No | Width | Length |
|---------|----------|----------|
| 2090SA | 19(3/4") | 203(8") |
| 2091SA | 19(3/4") | 304(12") |
| 2092SA | 19(3/4") | 457(18") |
| 2093SA | 19(3/4") | 610(24") |





RUB STRAKE


*Made of 316 Stainless Steel


| Part No | Width | Length | Thickness | Screws |
|---------|----------|----------|-----------|--------|
| 2090SA1 | 25.4(1") | 203(8") | 0.059" | 8# |
| 2091SA1 | 25.4(1") | 304(12") | 0.059" | 10# |
| 2092SA1 | 25.4(1") | 457(18") | 0.059" | 10# |
| 2093SA1 | 25.4(1") | 610(24") | 0.059" | 10# |




| | | | | | |
|---|----------|----------|--------|--------|---|
| RUB STRAKE *Made of 316 Stainless Steel | | | | |  |
| Part No | Width | Length | Gauge | Screws | |
| 2091SAN | 25.4(1") | 304(12") | 0.059" | 10# | |


| | | | | |
|---|---------|--------|-------|---|
| S.S OVAL HANDRALL TUBE *Made of 316 Stainless Steel | | | |  |
| Part No | Width | Length | Thk | |
| 1236SA | 1-7/16" | 2-3/8" | 1/16" | |


| | | | | | |
|---|--------|--------|--------|--------|---|
| S.S HOLLOW BACK RUB RAIL *Made of 304/316 Stainless Steel | | | | |  |
| Part No | Width | Length | Gauge | Screws | |
| 1286S | 3/4" | 12' | 0.078" | 8# | |
| 1287S | 1" | 12' | 0.078" | 10# | |
| 1288S | 1-1/4" | 12' | 0.078" | 10# | |
| 1289S | 1-1/2" | 12' | 0.078" | 10# | |


| | | | | | |
|---|--------|--------|--------|--------|---|
| S.S HOLLOW BACK RUB RAIL *Made of 304/316 Stainless Steel | | | | |  |
| Part No | Width | Length | Gauge | Screws | |
| 9960S12 | 3/4" | 12' | 0.059" | 8# | |
| 9961S12 | 1" | 12' | 0.059" | 10# | |
| 9962S12 | 1-1/4" | 12' | 0.059" | 10# | |
| 9963S12 | 1-1/2" | 12' | 0.059" | 10# | |


| | | | | | |
|--|--------|-----------|--------|--------|---|
| SOLID BACK RUB RAIL *Made of 316 Stainless Steel | | | | |  |
| Part No | Width | Thickness | Length | Screws | |
| 1234SA | 1-1/2" | 3/8" | 20' | 12# | |
| 1235SA | 1-1/4" | 5/16" | 20' | 12# | |
| 1237SA | 1" | 1/4" | 20' | 12# | |
| 1238SA | 3/4" | 3/16" | 20' | 10# | |
| 1239SA | 2" | 1/2" | 20' | 1/4 | |


| | | | |
|---|-----------|---------|---|
| HANDHELD FOGHORN *Made of 304 Stainless Steel | | |  |
| Part No | M'TL | Length | |
| 2987S | Stainless | 180(7") | |

| | | | | |
|-----------------------------|------------|------------------|--------|---|
| SINGLE FENDER HOLDER | | | |  |
| *Made of Stainless Steel | | | | |
| Part No | Fender OD | Fender holder ID | Height | |
| 1865SS | 165(6.5") | 181(7.13") | 352 | |
| 1866SS | 216(8.5") | 241(9.5") | 386 | |
| 1867SS | 267(10.5") | 283(11.13") | 480 | |

| | | | | |
|-----------------------------|------------|------------------|--------|---|
| DOUBLE FENDER HOLDER | | | |  |
| *Made of Stainless Steel | | | | |
| Part No | Fender OD | Fender holder ID | Height | |
| 1865SD | 165(6.5") | 181(7.13") | 338 | |
| 1866SD | 216(8.5") | 241(9.5") | 372 | |
| 1867SD | 267(10.5") | 283(11.13") | 445 | |

| | | | | |
|------------------------------|--------------------|------------|------------------|--|
| SINGLE FENDER BRACKET | | | |  |
| *Made of 304 Stainless Steel | | | | |
| Part No | Rail | Fender OD | Fender holder ID | |
| 2958SN | 22(7/8") or 25(1") | 165(6.5") | 181(7.13") | |
| 2959SN | 22(7/8") or 25(1") | 216(8.5") | 241(9.5") | |
| 2960SN | 22(7/8") or 25(1") | 267(10.5") | 283(11.13") | |

| | | | |
|------------------------------|--------------------|------------------|---|
| DOUBLE FENDER HOLDER | | |  |
| *Made of 304 Stainless Steel | | | |
| Part No | Rail. | Fender holder ID | |
| 2965SN | 22(7/8") or 25(1") | 181(7.13") | |
| 2966SN | 22(7/8") or 25(1") | 241(9.5") | |
| 2967SN | 22(7/8") or 25(1") | 283(11.13") | |

| | | | |
|------------------------------|----------|------------------|---|
| DOUBLE FENDER HOLDER | | |  |
| *Made of 316 Stainless Steel | | | |
| Part No | Rail. | Fender holder ID | |
| 9936SA | 22(7/8") | 160.0(6.3") | |
| 9937SA | 22(7/8") | 190.0(7.48") | |
| 9938SA | 22(7/8") | 230.0(9.06") | |

DOUBLE FENDER HOLDER

*Made of 304 Stainless Steel

| Part No | Fender holder ID | Fender OD | Height |
|----------|------------------|-----------|--------|
| 3017SE7 | 183(7.2") | 7" | 11.5" |
| 3017SE9 | 235(9.25") | 9" | 14.67" |
| 3017SE11 | 284(11.18") | 11" | 17.5" |

**DOUBLE FENDER HOLDER**

*Made of 304 Stainless Steel

| Part No | Fender holder ID | Fender OD | Height |
|-----------|------------------|-----------|--------|
| 3017SE7N | 183(7.2") | 7" | 11.5" |
| 3017SE9N | 235(9.25") | 9" | 14.67" |
| 3017SE11N | 284(11.18") | 11" | 17.5" |

**TRIPLE FENDER HOLDER**


*Made of 304 Stainless Steel

| Part No | Fender holder ID | Fender OD | Height |
|----------|------------------|-----------|--------|
| 3018SE9 | 235(9.25") | 9" | 14.67" |
| 3018SE11 | 284(11.18") | 11" | 17.5" |

**SINGLE FENDER BRACKET**

*Made of 304 Stainless Steel

| Part No | Rail | Fender holder ID |
|---------|--------------------|------------------|
| 2958SO | 22(7/8") or 25(1") | 140(5.51") |
| 2959SO | 22(7/8") of 25(1") | 190(7.48") |
| 2960SO | 22(7/8") or 25(1") | 240(9.45") |

**SINGLE FENDER BRACKET**

*Made of 304 Stainless Steel

| Part No | Rail | Fender holder ID |
|---------|--------------------------|-----------------------|
| 2960SD | 22(7/8") or 25(1") | 196(7.12")&258(10.16) |
| 2960SDL | 22(7/8") of 31.8(1-1/4") | 196(7.12")&258(10.16) |

**DOUBLE FENDER BRACKET**

*Made of Stainless Steel

| Part No | Rail | Fender holder ID |
|---------|--------------------|------------------|
| 2965SO | 22(7/8") or 25(1") | 140(5.51") |
| 2966SO | 22(7/8") of 25(1") | 190(7.48") |
| 2967SO | 22(7/8") or 25(1") | 240(9.45") |



RETRACTABLE FENDER CLEAT

*Made of Casting 316 Stainless Steel

| Part No. | Extended Length | Retracted Length |
|----------|-----------------|------------------|
| 2112SA | 1-1/8" | 1/2" |



DISMOUNTABLE FENDER CLEAT

*Made of 304 Stainless Steel&Nylon

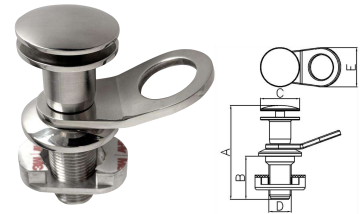
| Part No. | A | B | C | D | E |
|----------|-------|-------|-------|-----|-------|
| 3348S | 4.44" | 2.35" | Φ1.5" | M20 | 1.26" |



DISMOUNTABLE FENDER CLEAT

*Made of 316 Stainless Steel&Nylon

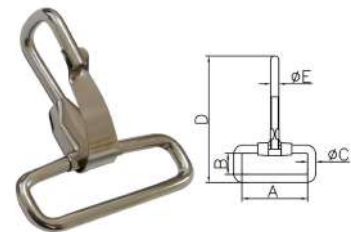
| Part No. | A | B | C | D | E |
|----------|------|------|-------|---------|-------|
| 3531SA | 3.3" | 1.5" | Φ1.4" | 3/4"-16 | 1.37" |



HUNG BUCKLE

*Made of 304 Stainless Steel


| Part No. | A | B | C | D | E |
|----------|------|------|-----|------|-----|
| 3358S28 | 28.0 | 9.0 | 3.5 | 54.0 | 3.5 |
| 3358S32 | 32.0 | 9.5 | 4.5 | 65.0 | 4.5 |
| 3358S40 | 40.0 | 10.5 | 4.5 | 66.0 | 4.5 |
| 3358S50 | 50.0 | 11.0 | 4.5 | 69.0 | 4.5 |



PORTABLE DOCK RING

*Made of 304 Stainless Steel

| Part No. | Wire. |
|----------|-------|
| 7711SO | 1/4" |
| 7711SS | 1/4" |



PORTABLE DOCK RING

*Made of 304 Stainless Steel

| Part No. | Wire. |
|----------|-------|
| 3328SZ | 1/4" |

**WIND DIRECTION INDICATOR**

*Made of 304 Stainless Steel

| Part No. |
|----------|
| 7976S |

**WIND DIRECTION INDICATOR LIGHT**

* Made of 304 Stainless Steel

| Part No | Length | Round Tube | LED |
|---------|------------|------------|-----|
| 2991S | 180 (7.1") | 9.5(3/8") | NO |
| 2991LED | 180 (7.1") | 9.5(3/8") | YES |

**DIRECTION INDICATOR WITH LIGHT**

*Made of 304 Stainless Steel

| Part No. |
|----------|
| 7976ASY |

**WIND PENNANT STRUCTURE, NYLON FLAG**

| Part No | Length | Wide |
|---------|-------------|---------------|
| 7970SM | 235(9-1/4") | 200(7-7/8") |
| 7971SM | 190(7-1/2") | 150(5-7/8") |
| 7972SM | 175(6-7/8") | 125(4-15/16") |
| 7973SM | 130(5-1/8") | 100(3-15/16") |

**MAST LIGHT TOWER**

* Made of 304 Stainless Steel

| Part No. | T | Size |
|----------|-----|----------------|
| 7997S | 0.8 | 12-1/2"*3-1/2" |
| 7998S | 0.8 | 29-1/8"*14" |




| | | | |
|--|-------------------|------------------------------------|--|
| WINDSHIELD WIPERS *Made of 316 Stainless Steel | | | |
| Part No. | Adjustable Length | Style | |
| 3392S | 385.5~471mm | Parallel wiper arm set | |
| 3392SN | 385.5~471mm | Parallel wiper arm set W/DIN taper | |


| | | | |
|--|-------------------|------------------------|--|
| WINDSHIELD WIPERS *Made of PBT | | | |
| Part No. | Adjustable Length | Style | |
| 3397PB | 369.0~454.5mm | Single wiper arm | |
| 3398PB | 366.5~452.0mm | Parallel wiper arm set | |


| | | |
|---|------------------|--|
| MOTOR FLUSHER-SQUARE CAP *Made of Plastic (PVC) | | |
| Part No | Cap Size | |
| 8201P | 123*76(4.85"*3") | |


| | | |
|--|----------|--|
| MOTOR FLUSHER-ROUND CAP *Made of Plastic (PVC) | | |
| Part No | Cap Dia | |
| 8200P | 90(3.5") | |


| | | | |
|--|---------------|----------------|--|
| WATERPROOF WIRING CONNECTOR *Made of Copper chrome plating | | | |
| Part No | Wire Diameter | FlangeDiameter | |
| 3542BC06 | 6.0mm | 33.0mm | |
| 3542BC08 | 10.0mm | 33.0mm | |

| | | | |
|--|---------------|----------------|---|
| WATERPROOF WIRING CONNECTOR *Made of Copper chrome plating | | |  |
| Part No | Wire Diameter | FlangeDiameter | |
| 3543BC10 | 10.0mm | 38.0mm | |
| 3543BC12 | 12.0mm | 38.0mm | |

| | |
|--|---|
| LEANING POST *Made of 304 Stainless Steel or Aluminum(3163S/SA/AA) We can make the product in accordance with customer's requirement and instruction. |  |
|--|---|


| | | | | | | |
|--|--------|-------|-------|------|------------|---|
| FOLDING DECK CHAIRS *Made of 304 Stainless Steel or Aluminum | | | | | |  |
| Part No. | Height | Width | Depth | M'TL | Cupholders | |
| 7211AANY | 29" | 26" | 14" | AL | YES | |
| 7211AAN | 29" | 26" | 14" | AL | NO | |
| 7211AAL | 29" | 26" | 14" | AL | YES | |
| 7211SN | 29" | 26" | 14" | S/S | NO | |

| | | | |
|---|--------|-------------|---|
| MOTOR CARRIERS * Made of Aluminum/Anodize | | |  |
| Part No. | Motors | Max. Weight | |
| 7960AA | 1-15hp | 85lb | |

| | | | | |
|---|--------|-------|------|---|
| MOTOR CARRIER *Made of SUS304 with teak plate | | | |  |
| Part No. | Length | Width | High | |
| 7961SE | 26" | 19" | 39" | |


TELESCOPING BOAT HOOKS
 *Made of Aluminum /Injected Molded Nylon

| Part No. | Open L. | Close L. | Section |
|----------|---------|----------|---------|
| 1245A2 | 86" | 48" | 2 |
| 1245A3 | 92" | 42" | 3 |




ADJUSTABLE ALUMINUM BOAT COVER SUPPORT POLE SYSTEM
 *Made of Aluminum /Injected Molded Nylon

| Part No. | Open L. | Close L. | Section |
|----------|---------|----------|---------|
| 3012PAA | 54" | 30" | 2 |
| 3012PA3 | 54" | 22-1/2" | 3 |



BOAT COVER SUPPORT POLES
 *Made of Aluminum

| Part No | Dimension | Bushing fastener |
|---------|-------------------------|------------------|
| 1246AS | Adjusts from 28" to 55" | Nylon |
| 1246AL | Adjusts from 40" to 70" | Nylon |
| 1246ASN | Adjusts from 28" to 55" | 6063-t6 |
| 1246ALN | Adjusts from 40" to 70" | 6063-t6 |



BOAT HOOK
 *Made of Casting 316 Stainless Steel

| Part No. | Height | Width |
|----------|--------|--------|
| 1143SA | 8-3/8" | 1-5/8" |




INSIDE EYE END
 *Made of Nylon


| Part No. | Tube Size |
|----------|-----------|
| 1261P | 7/8" |
| 1261PB25 | 1" |
| 1266P | 3/4" |



DECK HINGE
 *Made of Nylon

| Part No. | Base Width | Base Length | Bolt Size |
|----------|------------|-------------|-----------|
| 1262P | 13/16" | 2-1/2" | 1/4" |




| | | | | | |
|--|------------|-------------|-----------|-------|---|
| DECK HINGE /ANGLE *Made of Nylon | | | | |  |
| Part No. | Base Width | Base Length | Bolt Size | Angle | |
| 1267P | 7/8" | 2-1/2" | 1/4" | 10° | |

| | | | |
|------------------------------------|-----------|-----------|---|
| JAW SLIDE *Made of Nylon | | |  |
| Part No. | Tube Size | Bolt Size | |
| 1263P | 7/8" | 1/4" | |
| 1263PB25 | 1" | 1/4" | |
| 1265P | 3/4" | 1/4" | |

| | | |
|--|-----------|--|
| OUTSIDE EYE END *Made of Nylon | |  |
| Part No. | Tube Size | |
| 1264P | 7/8" | |


| | | |
|--|-----------|---|
| EYE END-INSIDE SS *Made of 316 Stainless Steel | |  |
| Part No. | Tube Size | |
| 4301SA | 1" | |
| 4303SA | 7/8" | |


| | | |
|---|-----------|---|
| EYE END-OUTSIDE SS *Made of 316 Stainless Steel | |  |
| Part No. | Tube Size | |
| 4302SA | 1" | |
| 4304SA | 7/8" | |


| | | | |
|---|-----------|-----------|---|
| JAW SLIDE-1"SS *Made of 316 Stainless Steel | | |  |
| Part No. | Tube Size | Bolt Size | |
| 4305SA | 1" | 1/4" | |


| | | | |
|--|-----------|-----------|---|
| JAW SLIDE-1-1/4"SS CLOSED *Made of 316 Stainless Steel | | |  |
| Part No. | Tube Size | Bolt Size | |
| 4305SA32 | 1-1/4" | 5/16" | |

| | | | |
|--|-----------|-----------|---|
| JAW SLIDE-7/8"SS OPEN *Made of 316 Stainless Steel | | |  |
| Part No. | Tube Size | Bolt Size | |
| 4306SA | 7/8" | 1/4" | |


| | | | |
|--|-----------|-----------|---|
| JAW SLIDE-7/8"SS CLOSED *Made of 316 Stainless Steel | | |  |
| Part No. | Tube Size | Bolt Size | |
| 4307SA | 7/8" | 1/4" | |


| | | | |
|---|-----------|-----------|--|
| MOUNT-SIDE 2-HOLE SS *Made of 316 Stainless Steel | | |  |
| Part No. | Base Size | Bolt Size | |
| 4310SA | 7/8"*2" | 1/4" | |


| | | | |
|---|-----------------|-----------|---|
| MOUNT-SIDE 4-HOLE SS *Made of 316 Stainless Steel | | |  |
| Part No. | Base Size | Bolt Size | |
| 4311SA | 1-7/8"*2-13/16" | 1/4" | |


| | | | |
|---|-------------|--|---|
| MOUNT Z SS *Made of 316 Stainless Steel | | |  |
| Part No. | Base Size | | |
| 4312SA | 7/8"*1-5/8" | | |


| | | | |
|---|-------------|--|---|
| ADAPTER CONCAVE SS *Made of 316 Stainless Steel | | |  |
| Part No. | Base Size | | |
| 4313SA | 7/8"*1-5/8" | | |


| | | | | |
|------------------------------|-------------|-----------|--------|---|
| ANGLE BASE DECK HINGE | | | |  |
| *Made of 316 Stainless Steel | | | | |
| Part No. | Base Size | Bolt Size | Weight | |
| 4314SA | 3/4"*2-1/4" | 1/4" | .23lb | |


| | | | | |
|--------------------------------|-------------|----------|--------|---|
| CONCAVE BASE DECK HINGE | | | |  |
| *Made of 316 Stainless Steel | | | | |
| Part No. | Base Size | Pin Size | Weight | |
| 4315SA | 3/4"*2-1/4" | 1/4" | .19lb | |


| | | | |
|------------------------------|---------------------|----------|---|
| SIDE MOUNT 90 DEGREE | | |  |
| *Made of 316 Stainless Steel | | | |
| Part No. | L*W*H | Fastener | |
| 4316SA | 2-3/8"*3/4"*1-3/16" | 1/4" | |


| | | | |
|------------------------------|---------------------|----------|--|
| SIDE MOUNT 75 DEGREE | | |  |
| *Made of 316 Stainless Steel | | | |
| Part No. | L*W*H | Fastener | |
| 4317SA | 2-3/8"*3/4"*1-3/16" | 1/4" | |


| | | | |
|--------------------------------------|-------------|----------|---|
| HDW MNT S/S CONCAVE W/TGL PIN | | |  |
| *Made of 316 Stainless Steel | | | |
| Part No. | Base Size | Pin Size | |
| 4318SA | 3/4"*2-1/4" | 1/4" | |


| | | | |
|--------------------------------------|-------------|----------|---|
| HDW HGE S/S DECK ANGLE NO PIN | | |  |
| *Made of 316 Stainless Steel | | | |
| Part No. | Base Size | Pin Size | |
| 4319SA | 3/4"*2-1/4" | 1/4" | |


| | | | | |
|---------------------------------|-------------|-----------|--------|---|
| SS 90° DECK HINGE W/BOLT | | | |  |
| *Made of 316 Stainless Steel | | | | |
| Part No. | Base Size | Bolt Size | Weight | |
| 4320SA | 3/4"*2-1/4" | 1/4" | .24lb | |


| | | | |
|---|-------------|----------|---|
| HDW HGE S/S DECK RAIL NO PIN *Made of 316 Stainless Steel | | |  |
| Part No. | Base Size | Pin Size | |
| 4321SA | 3/4"*2-1/4" | 1/4" | |

| | | |
|---|-----------|---|
| TOP SLIDE FOR BALL-JOINT *Made of 316 Stainless Steel | |  |
| Part No. | Tube Size | |
| 3505SA22 | 7/8" | |
| 3505SA25 | 1" | |


| | | |
|---|--|--|
| CONCAVE DECK HINGES WITH PINS AND LANYARDS *Made of 316 Stainless Steel | |  |
| Part No. | | |
| 3506SA1 | | |
| 3506SA2 | | |


| | | |
|--|--|---|
| DECK HINGES ARE EQUIPPED WITE PINS AND LANYARDS *Made of 316 Stainless Steel | |  |
| Part No. | | |
| 3507SA | | |

| | | |
|--|-----------|---|
| TOP CAP WITH BALL-JOINT *Made of 316 Stainless Steel | |  |
| Part No. | Tube Size | |
| 3508SA22 | 7/8" | |
| 3508SA25 | 1" | |


| | | |
|--|-----------|---|
| 90° TOP CAP WITH BALL-JOINT *Made of 316 Stainless Steel | |  |
| Part No. | Tube Size | |
| 3508SAL | 7/8" | |

| | |
|---|---|
| <p>DECK HINGES ARE EQUIPPED WITE PINS AND LANYARDS *Made of 316 Stainless Steel</p> <p>Part No. 3509SA</p> |  |
|---|---|

| | |
|---|---|
| <p>DECK HINGE WITH D-RONG PORT & STARBOARD *Made of 316 Stainless Steel</p> <p>Part No. 3510SAP 3510SAS</p> |  |
|---|---|

| | |
|---|---|
| <p>DECK HINGE WITH D-RONG PORT & STARBOARD *Made of 316 Stainless Steel</p> <p>Part No. 3511SAP 3511SAS</p> |  |
|---|---|

| | | | | | | | |
|--|-----------|-----------|--------|-------|--------|------|---|
| <p>CLAMP ON OARLOCK * Made of 304 Stainless Steel</p> <table border="0"> <tr> <td>Part No</td> <td>Tube size</td> <td>Length</td> </tr> <tr> <td>1159S</td> <td>1-5/8"</td> <td>5.3"</td> </tr> </table> | Part No | Tube size | Length | 1159S | 1-5/8" | 5.3" |  |
| Part No | Tube size | Length | | | | | |
| 1159S | 1-5/8" | 5.3" | | | | | |

| | | | | | | | |
|---|-----------|-------------|--------|--------|-----------|-------------|---|
| <p>OARLOCK * Made of 316 Stainless Steel</p> <table border="0"> <tr> <td>Part No</td> <td>O.D.</td> <td>Length</td> </tr> <tr> <td>1149SA</td> <td>Shank1/2"</td> <td>Shank1-3/4"</td> </tr> </table> | Part No | O.D. | Length | 1149SA | Shank1/2" | Shank1-3/4" |  |
| Part No | O.D. | Length | | | | | |
| 1149SA | Shank1/2" | Shank1-3/4" | | | | | |

OARLOCK

* Made of 316 Stainless Steel

| Part No | O.D. | Length |
|---------|-----------|-------------|
| 1150SA | Shank1/2" | Shank1-7/8" |

**OARLOCK**

* Made of 316 Stainless Steel

| Part No | O.D. | Length | ID |
|---------|---------------|-------------|--------------|
| 1151SA | Shank1/2"-dia | Shank1-3/4" | Horn2-1/4" |
| 1152SA | Shank1/2"-dia | Shank1-3/4" | Horn1-15/16" |

**OARLOCK SOCKET**

* Made of 316 Stainless Steel

| Part No | φ |
|---------|------|
| 1146SA | 1/2" |

**OARLOCK SOCKET**

* Made of 316 Stainless Steel

| Part No | φ |
|---------|------|
| 1147SA | 1/2" |

**OARLOCK SOCKET**

* Made of 316 Stainless Steel

| Part No | Base Size | φ |
|---------|-----------|------|
| 1148SA | 3-1/2"*1" | 1/2" |

**SS STRAIGHT MOUNT W/BOLT**

*Made of 316 Stainless Steel

| Part No | Base Size | Screw Size |
|---------|--------------|------------|
| 3039SA | 0.96"*2-1/8" | 5/16" |



FIXED BASE

*Made of 316 Stainless Steel

| Part No | Angle | Tube OD. | Height |
|---------|-------|----------|--------|
| 9024SA | 90° | 1.25" | 3.5" |
| 9025SA | 45° | 1.25" | 3" |

**30°ROUND BASES**

* Made of 316Stainless Steel

| Part No. | Tube OD. | Base Dia | Fastener |
|----------|----------|----------|----------|
| 3025SA30 | 7/8" | 2-1/2" | #10 |
| 3026SA30 | 1" | 2-3/4" | 1/4" |

**45°ROUND BASES**

* Made of 316 Stainless Steel

| Part No. | Tube O.D. | Base Dia | Fastener |
|----------|-----------|----------|----------|
| 3025SA45 | 7/8" | 2-1/2" | #10 |
| 3026SA45 | 1" | 2-3/4" | 1/4" |

**60°ROUND BASES**

* Made of 316 Stainless Steel

| Part No. | Tube O.D. | Base Dia | Fastener |
|----------|-----------|----------|----------|
| 3025SA60 | 7/8" | 2-1/2" | #10 |
| 3026SA60 | 1" | 2-3/4" | 1/4" |

**0°ROUND BASES**

* Made of 316 Stainless Steel

| Part No. | Tube O.D. | Base Dia | Fastener |
|----------|-----------|----------|----------|
| 3025SA90 | 7/8" | 2-1/2" | #10 |
| 3026SA90 | 1" | 2-3/4" | 1/4" |

**10°ROUND BASES**

*Made of 316 Stainless Steel

| Part No. | Tube O.D. | Length | Fastener |
|----------|-----------|--------|----------|
| 3316SA | 7/8" | 4.9" | 1/4" |
| 3316SA25 | 1" | 5.6" | 1/4" |



30°RECTANGLE BASES

* Made of 316 Stainless Steel

| Part No. | Tube O.D. | Base | Fastener |
|----------|-----------|---------------|----------|
| 3027SA30 | 7/8" | 3"*1-3/4" | #10 |
| 3028SA30 | 1" | 3-1/4"*1-7/8" | 1/4" |



45°RECTANGLE BASES

* Made of 316 Stainless Steel

| Part No. | Tube O.D. | Base | Fastener |
|----------|-----------|---------------|----------|
| 3027SA45 | 7/8" | 3"*1-3/4" | #10 |
| 3028SA45 | 1" | 3-1/4"*1-7/8" | 1/4" |



60°RECTANGLE BASES

* Made of 316 Stainless Steel

| Part No. | Tube O.D. | Base | Fastener |
|----------|-----------|---------------|----------|
| 3027SA60 | 7/8" | 3"*1-3/4" | #10 |
| 3028SA60 | 1" | 3-1/4"*1-7/8" | 1/4" |



90°RECTANGLE BASES

* Made of 316 Stainless Steel

| Part No. | Tube O.D. | Base | Fastener |
|----------|-----------|---------------|----------|
| 3027SA90 | 7/8" | 3"*1-3/4" | #10 |
| 3028SA90 | 1" | 3-1/4"*1-7/8" | 1/4" |



HAND RAIL STANCHION

*Made of 316 Stainless and bright polished

| Part No | Tube O.D. | Hight | Degree | Fastener |
|---------|-----------|-------|--------|----------|
| 3081SAF | 7/8" | 1.25" | 60° | #10 |
| 3081SAC | 7/8" | 1.25" | 60° | #10 |
| 3081SAA | 7/8" | 1.25" | 60° | #10 |
| 3082SAF | 1" | 1.5" | 60° | #10 |
| 3082SAC | 1" | 1.5" | 60° | #10 |
| 3082SAA | 1" | 1.5" | 60° | #10 |



TEE CONNECTOR

*Made of 304 Stainless Steel

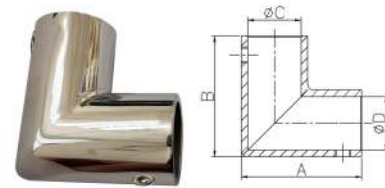
| Part No | A | B | C | D | E |
|---------|------|------|------|------|----|
| 3029S45 | 50.8 | 34.8 | 22.6 | 22.6 | 45 |
| 3029S60 | 50.8 | 34.8 | 22.6 | 22.6 | 60 |
| 3029S90 | 50.8 | 34.8 | 22.6 | 22.6 | 90 |
| 3030S45 | 58.0 | 42.0 | 26.0 | 26.0 | 45 |
| 3030S60 | 50.8 | 34.8 | 26.0 | 26.0 | 60 |
| 3030S90 | 50.8 | 34.8 | 26.0 | 26.0 | 90 |



90°TEE CONNECTOR

*Made of 304 Stainless Steel

| Part No | A | B | C | D |
|---------|------|------|------|------|
| 1412S22 | 50.8 | 50.8 | 22.6 | 22.6 |
| 1412S25 | 50.8 | 50.8 | 26.0 | 26.0 |



TUBE CONNECTOR

* Made of 316Stainless Steel

| Part No. | A | B | C |
|----------|----|------|------|
| 3432SA22 | 3" | 7/8" | 7/8" |
| 3432SA25 | 3" | 1" | 1" |



DROP-IN SWIVEL FOR ROD HOLDER

*Made of 304 Stainless Steel&316 Stainless Steel

| Part No | OD | Height | Materials |
|---------|------|--------|-----------|
| 3133S | 38.1 | 58.5 | SUS304 |
| 3133SA | 38.1 | 58.5 | SUS316 |



QUICK-DAVITS

*Made of 304 Stainless Steel

| Part No | Length | W*H | Thk. |
|---------|--------|--------|------|
| 9903SL | 175 | 75*110 | 2.5 |



QUICK-DAVITS

*Made of 304 Stainless Steel

| Part No. | Handle color |
|----------|--------------|
| 9903ASYB | Black |
| 9903ASYW | White |



QUICK-DAVITS

*Made of 304 Stainless Steel

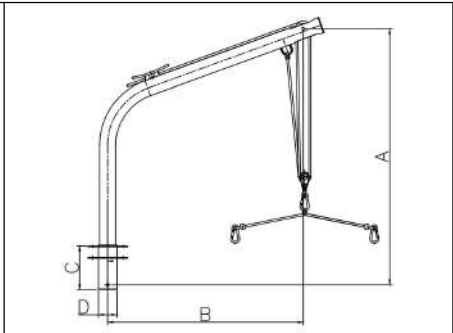
| Part No. | Handle color |
|-----------|--------------|
| 9903PASYB | Black |
| 9903PASYW | White |



SWIVELLING DAVITS IN STAINLESS STEEL

*Made of 316 Stainless Steel

| Part No | A | B | C | D |
|---------|-----|-----|-----|----|
| 9880SA | 977 | 952 | 122 | 51 |
| 9881SA | 969 | 740 | 164 | 70 |



V-SHAPED LOCK

*Made of AL

| Part No | Length | Width | thickness | Groove width | Angle |
|---------|--------|-------|-----------|--------------|-------|
| 8576AAS | 90.5 | 100.9 | 19.1 | 6.4 | 15° |



STRAIGHT MOUNTING PLATE

*Made of AL

| Part No | Length | Width | thickness | Mounting hole |
|---------|--------|-------|-----------|---------------|
| 8577AA | 198.4 | 101.6 | 6.35 | YES |
| 8577AAN | 198.4 | 101.6 | 6.35 | NO |





BEND MOUNTING PLATE


*Made of AL

| Part No | Length | Width | Height | thickness | Mounting hole |
|---------|--------|-------|--------|-----------|---------------|
| 8578AA | 108 | 101.6 | 119 | 6.35 | YES |
| 8578AAN | 108 | 101.6 | 119 | 6.35 | NO |





| | | | | |
|-------------------------------------|--------|-------|-----------|---|
| V-SHAPED LOCK *Made of AL | | | |  |
| Part No | Length | Width | thickness | |
| 8576AAY | 198.4 | 101.6 | 19.1 | |

| | | | | |
|-------------------------------------|--------|-------|--------|---|
| V-SHAPED LOCK *Made of AL | | | |  |
| Part No | Length | Width | Height | |
| 8576ASY | 114.7 | 101.6 | 119 | |

| | | | | |
|-------------------------------------|--------|-------|-----------|--|
| V-SHAPED LOCK *Made of AL | | | |  |
| Part No | Length | Width | thickness | |
| 8577ASY | 198.4 | 101.6 | 19.1 | |

| | | | | |
|-------------------------------------|--------|-------|--------|---|
| V-SHAPED LOCK *Made of AL | | | |  |
| Part No | Length | Width | Height | |
| 8578ASY | 114.7 | 101.6 | 119 | |

| | | | | | | |
|---|--------|---------|-------|---------|----------|---|
| ROUND SINK *Made of 304 Stainless Steel *Not available for The U.S.A | | | | | |  <small>FLANGE PROFILE VIEW</small> |
| Part No. | I.D. | O.D. | Depth | Drain | Finished | |
| 9151S | 9-7/8" | 11-1/2" | 5" | 2-7/16" | Mirror | |

| | | | | | | |
|---|--------|---------|-------|---------|----------|---|
| ROUND SINK *Made of 304 Stainless Steel *Not available for The U.S.A | | | | | |  <small>FLANGE PROFILE VIEW</small> |
| Part No. | I.D. | O.D. | Depth | Drain | Finished | |
| 9153S | 9-7/8" | 11-1/2" | 5" | 2-7/16" | Mirror | |

SINK-ROUND

*Made of 304 Stainless Steel
 *Not available for The U.S.A

| Part No. | I.D. | O.D | Depth | Drain | Finished |
|----------|---------|---------|-------|---------|----------|
| 9154S | 10-1/4" | 11-1/2" | 5" | 2-7/16" | Mirror |

**RADAR REFLECTORS**


* Made of Stamped Aluminum

| Part No. | Dimension (mm) | Reflective |
|----------|----------------|------------------|
| 2928AA | 215*215*300 | 3 m ² |
| 2928AM | 300*300*415 | 5 m ² |
| 2928AL | 340*340*470 | 7 m ² |

**STOPBLOCK**

*Made of PP

| Part No | Length | Width |
|---------|---------|-------|
| 3215PR | 211.3mm | 124.8 |

**CHAIN DECK PIPE STAINLESS**

* Made of 304 Stainless Steel (Stamping)

| Part No. | Base Size | Pipe hole |
|----------|--------------|--------------|
| 1242S | 6.32"* 4.47" | 4.45"* 2.55" |

**HINGED CHAIN DECK PIPE**

*Made of Casting 316 Stainless Steel

| Part No. | Base Size | Cut Out Size |
|----------|-----------|--------------|
| 1259SA | 3" | 1-11/16" |

**CHAIN DECK PIPE**

*Made of Casting 316 Stainless Steel

| Part No. | Base Size | Cut Out Size |
|----------|-----------|--------------|
| 1441SA | 5-5/8"*4" | 4-3/8"*3" |



S.S. OVAL HAWSE PIPE

*Made of Casting 316 Stainless Steel

| Part No | Height | Width | Length |
|---------|--------|-------|--------|
| 3168SA | 1.5" | 5.13" | 8" |

**CABLE GLAND**

*Made of SS316

| Part No. | Size |
|----------|---------------|
| 3169SA | φ7/8"*5-1/2H" |

**HEXAGON DOMED CAPNUTS**

*Made of 316 Stainless Steel

| Part No. | Dimension |
|----------|-----------|
| 3090SA1 | 1/4" |
| 3090SA2 | 5/16" |
| 3090SA3 | 3/8" |
| 3090SA4 | 1/2" |
| 3090SA5 | 5/8" |

**HEXAGON NUTS CAP**

*Made of PVC

| Part No. | Dimension | Colour |
|----------|-----------|--------|
| 3091PW1 | M5 | White |
| 3091PW2 | #10,M6 | White |
| 3091PW3 | 5/16" | White |
| 3091PB1 | M5 | Black |
| 3091PB2 | #10,M6 | Black |
| 3091PB3 | 5/16" | Black |

**LICENSE PLATE BRACKET**

*Made of 304 Stainless Steel

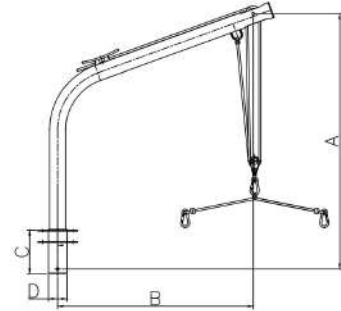
| Part No. | Length | Width |
|----------|--------|-------|
| 3134S | 9" | 6" |



SWIVELLING DAVITS IN STAINLESS STEEL

*Made of 316 Stainless Steel

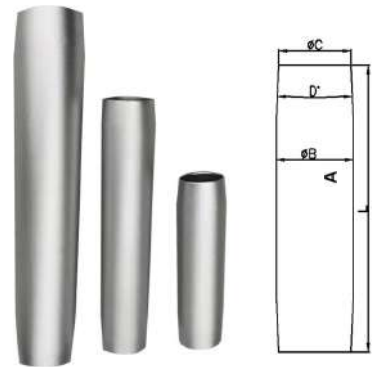
| Part No | A | B | C | D |
|---------|-----|-----|-----|----|
| 9880SA | 977 | 952 | 122 | 51 |
| 9881SA | 969 | 740 | 164 | 70 |



STOWABLE TABLE POSTS

*Made of Aluminum

| Part No | A | B | C | D | Finish |
|-----------|-------|------|--------|-----|----------|
| 9164AA295 | 307mm | 70mm | 65.6mm | 5.7 | Anodized |
| 9164AA360 | 372mm | 70mm | 65.6mm | 5.7 | Anodized |
| 9164AA365 | 377mm | 70mm | 65.6mm | 5.7 | Anodized |
| 9164AA390 | 402mm | 70mm | 65.6mm | 5.7 | Anodized |
| 9164AA515 | 527mm | 70mm | 65.6mm | 5.7 | Anodized |
| 9164AA540 | 552mm | 70mm | 65.6mm | 5.7 | Anodized |
| 9164AA670 | 682mm | 70mm | 65.6mm | 5.7 | Anodized |
| 9164AA720 | 732mm | 70mm | 65.6mm | 5.7 | Anodized |



S.S. OPENING PORTLIGHT 6" X 16"

*Made of 304 Stainless Steel

| Part No | Overall Dimensions | Cut –out Dimensions |
|---------|--------------------|---------------------|
| 1120SCN | 203.0*461.0 | 156.0*414.0 |



S.S. FIXED PORTLIGHT

*Made of 304 Stainless Steel

| Part No | Overall Dimensions | Cut –out Dimensions |
|---------|--------------------|---------------------|
| 9001S | 127*400 | 94*363 |
| 1130S | 151*490 | 120*458 |
| 1132S | 198*457 | 146*405 |



S.S. OPENING PORTLIGHT

*Made of 304 Stainless Steel

| Part No | Overall Dimensions | Cut –out Dimensions |
|---------|--------------------|---------------------|
| 1122S | 216.0*472.0 | 163.0*428.0 |



S.S. OPENING PORTLIGHT

*Made of 304 Stainless Steel

| Part No | Overall Dimensions | Cut –out Dimensions |
|---------|--------------------|---------------------|
| 1123S | 243.0*483.0 | 217.0*458.0 |



S.S. OPENING PORTLIGHT

*Made of 304 Stainless Steel

| Part No | Overall Dimensions | Cut –out Dimensions |
|---------|--------------------|---------------------|
| 1124S | 216.0*472.0 | 174.0*430.0 |



OPENING RECTANGLE HATCH PLASTIC TRIM

*Made of ABS Plastic

| Part No. | Cut-out dimensions |
|----------|--------------------|
| 1089PT07 | 180mm*235mm |
| 1089PT00 | 206mm*351mm |
| 1089PT02 | 264mm*347mm |
| 1089PT01 | 331mm*461mm |
| 1089PT06 | 381mm*511mm |
| 1089PT03 | 396mm*511mm |



OPENING ROUND HATCH PLASTIC TRIM

*Made of ABS Plastic

| Part No. | Cut-out dimensions |
|----------|--------------------|
| 1094PT42 | 424mm |
| 1094PT52 | 524mm |





OPENING TRAPEZOID HATCH PLASTIC TRIM


*Made of ABS Plastic


| Part No. | Cut-out dimensions |
|----------|--------------------|
| 1089PT08 | 469mm*614mm*490mm |




| | | |
|--|--------------------|---|
| OPENING SQUARE HATCH PLASTIC TRIM *Made of ABS Plastic | |  |
| Part No. | Cut-out dimensions | |
| 1095PT21 | 215mm*215mm | |
| 1095PT26 | 264mm*264mm | |
| 1095PT42 | 425mm*425mm | |
| 1095PT44 | 446mm*446mm | |
| 1095PT50 | 511mm*511mm | |
| 1095PT62 | 631mm*631mm | |


| | | |
|---|-----------------------|---|
| OPENING RECTANGLE HATCH FLY SCREEN *Made of Plastic Frame and Rubber Gasket | |  |
| Part No. | Matching Hatch Number | |
| 1089FC07 | 1089AA07 | |
| 1089FC00 | 1089AA00 | |
| 1089FC02 | 1089AA02 | |
| 1089FC01 | 1089AA01 | |
| 1089FC06 | 1089AA06 | |
| 1089FC03 | 1089AA03 | |


| | | |
|---|---------------------------|---|
| OPENING PORTLIGHT FLY SCREEN *Made of Plastic Frame and Rubber Gasket | |  |
| Part No. | Matching Portlight Number | |
| 0504FC00 | 0504AA00 | |


| | | |
|---|---------------------------|---|
| OPENING PORTLIGHT FLY SCREEN *Made of Plastic Frame and Rubber Gasket | |  |
| Part No. | Matching Portlight Number | |
| 0505FC00 | 0505AA00 | |
| 0505FC01 | 0505AA01 | |
| 0505FC02 | 0505AA02 | |
| 0505FC03 | 0505AA03 | |
| 0505FC04 | 0505AA04 | |
| 0505FC05 | 0505AA05 | |
| 0505FC06 | 0505AA06 | |


| | | |
|--|-----------------------|---|
| OPENING SQUARE HATCH FLY SCREEN *Made of Plastic Frame and Rubber Gasket | |  |
| Part No. | Matching Hatch Number | |
| 1095FC21 | 1095AA21 | |
| 1095FC26 | 1095AA26 | |
| 1095FC42 | 1095AA42 | |
| 1095FC44 | 1095AA44 | |

| | | |
|----------|----------|--|
| 1095FC50 | 1095AA50 | |
| 1095FC62 | 1095AA62 | |

| | | |
|--|--|---|
| <p>OPENING TRAPEZOID HATCH FLY SCREEN *Made of Plastic Frame and Rubber Gasket</p> <p>Part No. Matching Hatch Number</p> <p>1089FC08 1089AA08</p> | |  |
|--|--|---|

| | | |
|--|--|--|
| <p>OPENING ROUND HATCH FLY SCREEN *Made of Plastic Frame and Rubber Gasket</p> <p>Part No. Matching Hatch Number</p> <p>1094FC28 1094AA28</p> <p>1094FC32 1094AA32</p> <p>1094FC42 1094AA42</p> <p>1094FC48 1094AA48</p> <p>1094FC52 1094AA52</p> <p>1094FC60 1094AA60</p> <p>1064FC62 1094AA62</p> | |  |
|--|--|--|

| | | | |
|---|--|--|---|
| <p>OPENING PORTLIGHT *Made of Aluminum</p> <p>Part No. Sets of the handle Cut-out Dimensions</p> <p>0504AA00 1 175.0mm*375.0mm</p> | | | <p>CE</p>  |
|---|--|--|---|

| | | | |
|---|--|--|---|
| <p>OPENING PORTLIGHT *Made of Aluminum</p> <p>Part No. Sets of the handle Cut-out Dimensions</p> <p>0505AA00 1 156.0mm*303.0mm</p> <p>0505AA01 1 171.0mm*347.0mm</p> <p>0505AA02 1 156.0mm*405.0mm</p> <p>0505AA03 1 171.0mm*429.0mm</p> <p>0505AA04 2 171.0mm*627.0mm</p> <p>0505AA05 1 244.0mm*429.0mm</p> <p>0505AA06 1 251.0mm*347.0mm</p> | | | <p>CE</p>  |
|---|--|--|---|

OPENING ROUND PORTLIGHT

*Made of Aluminum

| Part No. | Quantities of the knob | Cut-out Dimensions |
|----------|------------------------|--------------------|
| 1099AA8 | 2 | Φ198.0 |
| 1099AA9 | 2 | Φ238.0 |
| 1099AA12 | 3 | Φ305.0 |



OPENING SQUARE HATCH

*Made of Aluminum

| Part No. | Quantities of the stay | Cut-out Dimensions | CE |
|----------|------------------------|--------------------|-----|
| 1095AA21 | 1 | 211.0mm*211.0mm | Yes |
| 1095AA26 | 1 | 260.0mm*260.0mm | Yes |
| 1095AA42 | 2 | 421.0mm*421.0mm | Yes |
| 1095AA44 | 2 | 442.0mm*442.0mm | No |
| 1095AA50 | 2 | 507.0mm*507.0mm | No |
| 1095AA62 | 2 | 627.0mm*627.0mm | Yes |

CE



OPENING RECTANGLE HATCH

*Made of Aluminum

| Part No. | Quantities of the stay | Cut-out Dimensions |
|----------|------------------------|--------------------|
| 1089AA00 | 1 | 347.0mm*202.0mm |
| 1089AA01 | 2 | 457.0mm*327.0mm |
| 1089AA02 | 1 | 260.0mm*343.0mm |
| 1089AA03 | 2 | 507.0mm*392.0mm |
| 1089AA06 | 2 | 377.0mm*507.0mm |
| 1089AA07 | 1 | 176.0mm*231.0mm |

CE



OPENING ROUND HATCH

*Made of Aluminum

| Part No. | Handle quantity | Stay quantity | Cut-out Dimensions |
|----------|-----------------|---------------|--------------------|
| 1094AA32 | 2 | 1 | Φ316 |
| 1094AA42 | 2 | 1 | Φ418 |
| 1094AA48 | 2 | 1 | Φ478 |
| 1094AA52 | 2 | 1 | Φ520 |
| 1094AA60 | 3 | 1 | Φ600 |
| 1094AA62 | 3 | 1 | Φ620 |

CE



OPENING ROUND HATCH

*Made of Aluminum

| Part No. | Handle quantity | Stay quantity | Cut-out Dimensions |
|----------|-----------------|---------------|--------------------|
| 1094AA28 | 1 | 0 | Φ276 |

CE



OPENING SQUARE HATCH

*Made of Aluminum & SS Cover

| Part No. | Cut-out Dimensions |
|----------|--------------------|
| 1095SA50 | 507.0mm*507.0mm |



OPENING SQUARE HATCH

*Made of Aluminum

| Part No. | Dimensions |
|----------|------------------|
| 0063AA05 | 1338.1mm*648.0mm |



SS BRACKET

We can make the product in accordance with customer's requirement and instruction.



SS BRACKET

We can make the product in accordance with customer's requirement and instruction.



SS PACKAGE EDGE

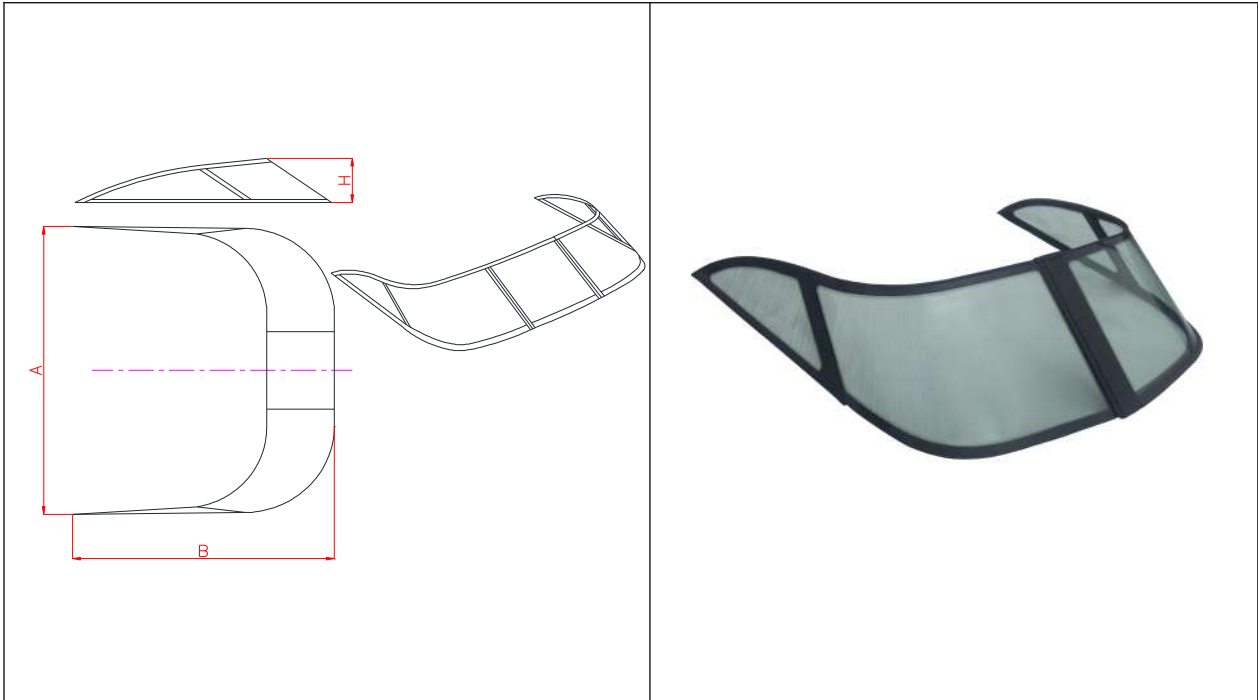
We can make the product in accordance with customer's requirement and instruction.



SS ARMREST

We can make the product in accordance with customer's requirement and instruction.






WINDSHIELD

*Made of Black Powder-coated Aluminium Frame and High-Tempered Glass

| Part No. | Dimension A | Dimension B | Dimension H |
|----------|-------------|-------------|-------------|
| 0050AAB | 2150.0mm | 1640.0mm | 380.0mm |
| 0051AAB | 1495.0mm | 1640.0mm | 380.0mm |




WINDSHIELD FRAME(SLIDING SIDE WINDOW)

Aluminum frame

High-tempered glass thickness:5.0t

Cut-out radins:R63.5

Optional color:Blaclc(matt) White Greg



WINDSHIELD FRAME(SLIDING SIDE WINDOW)

Aluminum frame

High-tempered glass thickness:5.0t

Cut-out radins:R63.5

Optional color:Black(matt) White Greg



SLIDING DOOR

Aluminum frame

High-tempered glass thickness:5.0t

Optional color:Black(matt) White Greg



DOUBLE-OPEN DOOR

Aluminum frame
High-tempered glass thickness:5.0t
Optional color:Black(matt) White Greg



STAINLESS STEEL SLIDING DOOR(AUTOMATIC)



STAINLESS STEEL SLIDING DOOR(MANUAL MECHCNISM)



Stainless Steel Tube for Marine products

This series of tubes can be satisfied with marine products, e.g. ladders, handrail, wheel, stanchion etc. Our products meet ASTM A554-2015 Standard Specification for Welded Stainless Steel Mechanical Tubing and with different requirement on stainless steel surface from customers. (surface: 180#, 220#, 320#, 400#, 600# etc.)



| Outside Diameter | | Wall Thickness | | Length(Customizable) | | Material |
|------------------|-------|----------------|----------|----------------------|---|----------|
| inch | mm | inch | mm | feet | m | |
| 3/4" | 19.05 | 0.06 | 1.5-1.47 | 20' | 6 | 304/316L |
| 7/8" | 22.23 | 0.05" | 1.2-1.15 | 20' | 6 | 304/316L |
| 1" | 25.40 | 0.06" | 1.5-1.47 | 20' | 6 | 304/316L |
| 1 1/4" | 31.75 | 0.06" | 1.5-1.47 | 20' | 6 | 304/316L |
| 1 1/2" | 38.10 | 0.06" | 1.5-1.47 | 20' | 6 | 304/316L |

ASTM-A554-2015 Standard Test Report

| | | | | | |
|----|---|--------------|--------|-----------|---|
| 1 | Rockwell hardness(HRB) | ≤ 90 | 89 | qualified | / |
| 2 | Plastic elongation strength, MPa | ≥ 172 | 483 | qualified | / |
| 3 | Tensile strength, MPa | ≥ 483 | 794 | qualified | / |
| 4 | Percentage elongation after fracture, % | ≥ 35.0 | 48.0 | qualified | / |
| 5 | C, % | ≤ 0.08 | 0.0347 | qualified | / |
| 6 | S, % | ≤ 0.030 | 0.0051 | qualified | / |
| 7 | P, % | ≤ 0.040 | 0.0424 | qualified | / |
| 8 | Si, % | ≤ 1.00 | 0.543 | qualified | / |
| 9 | Mn, % | ≤ 2.00 | 1.12 | qualified | / |
| 10 | Cr, % | 18.00~20.00 | 18.40 | qualified | / |
| 11 | Ni, % | 8.00~11.00 | 8.15 | qualified | / |
| 12 | Mo, % | / | 0.0572 | / | / |
| 13 | Cu, % | / | 0.184 | / | / |





2026.4.10