



OUR ROOF
RANGE.





STYLE & SPACE COMBINED

Complement your home with our range of solid and glazed conservatories.

Whether you want a bright and airy room with a classic design or the feel of an extension with a contemporary build, we offer a wide range of options to truly personalise and make your new space your own.

Choose from our wide range of roofs from fully glazed to solid tiled to an ultra-modern lantern orangery, there's a style perfect for you and your lifestyle.

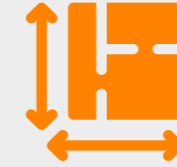
THE PERFECT CHOICE

Don't move, improve! Whether you're looking to upgrade that unused space or create a new room, there's a whole host of reasons to add a conservatory or orangery to your home.



NATURAL LIGHT

Surrounded by windows and doors, whether you choose a glazed roof, orangery or solid roof extension, natural light will flood into your home.



VALUABLE EXTRA SPACE

If you've considered moving home just to get some extra space - just add an extension instead; it's a far more cost-effective option.



GLAZING TECHNOLOGY

Gone are the days of conservatories that are too hot in summer or too cold in winter, thanks to advances in insulation and glazing technology.



A SEAMLESS TRANSITION

Combine the beauty of your garden with the cosy indoors. Not only do all those windows let light flood in, but give you a stunning view too.



SAFE AND SECURE

Installed with toughened glass, internal beading and multi-point locking systems, a SolarFrame extension is a secure addition to any home.



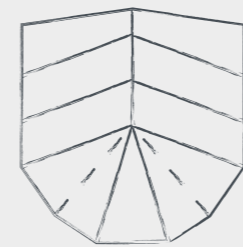
PROJECT MANAGEMENT

We will look after you from the initial phone call, right through to polishing your windows before we leave.



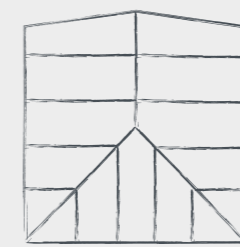
ROOF STYLES

Whether you are converting an existing conservatory or building a brand new extension, we have a whole host of options to truly personalise your new space.



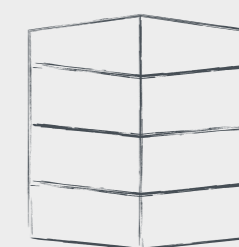
VICTORIAN

Typically features a bay-window style front with either 3 or 5 windows and a steep pitched roof with ornate ridge detail.




EDWARDIAN

...or Georgian. Square or rectangular in shape, this imposing style with a steep pitched roof allows you to maximise space while maintaining character.



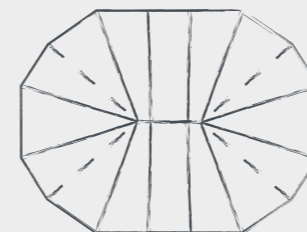
GABLE

The traditional apex roof combined with a fully glazed front elevation floods your room with natural light.



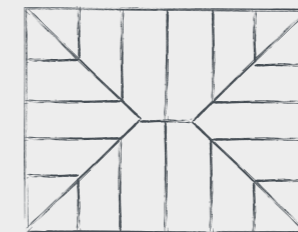
LEAN-TO

Perfect to make the most of your additional space! The shallower variable pitch, makes them ideal for homes with limited space under the eaves.



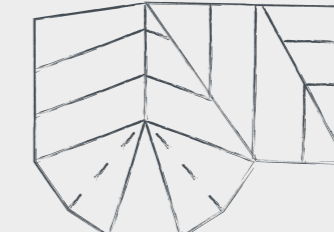
DOUBLE HIPPED VICTORIAN

The same as a Victorian, but imagine them pushed together! With 3 facets on either side and a steep pitched roof with ornate ridge detail.



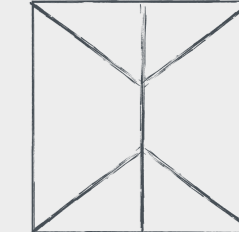
DOUBLE HIPPED EDWARDIAN

The same as an Edwardian but more rectangular in shape, still featuring a steep pitched roof allows you to maximise even more space.



COMBINATION

Choose a mix of styles – ideal to create two separate living areas in one. You're limited only by your imagination!



LANTERN

A combination of brick pillars with glass makes an elegant extension to any home. The flat roof with a glazed lantern allows for natural light and finishing touches such as spotlights or speakers.



GLAZED ROOF

Conservatories (or glazed extensions as they are often referred to) are far more advanced than they used to be.

Gone are the days of being too hot in summer and too cold in winter, leading to an unused neglected space. New glazing technology means your conservatory is no longer a greenhouse as the natural heat is retained and glare reflected.

Called SOLGlaze, our bespoke glass roof system can be manufactured to any size and specification, to give you the utmost flexibility and footprint.

SOLGlaze
glazed roof



LANTERN ROOF

Making homes lighter and brighter!

Our lantern roof floods your home with natural light, perfect as part of a brand new extension to illuminate your living space, or transforming an old flat roof extension into a bright and beautiful space that can be used all year round. It also creates a stunning feature inside, adding height to a room, whilst still having a sleek, striking appearance outside.

You can also bring new life to conservatories or orangeries, combining our lantern with our solid roof to create a unique space to enjoy the sunlight like never before.



YOUR OPTIONS


Whether you are converting an existing conservatory or building a brand new extension, we have a whole host of options to truly personalise your new space.




COLOUR OPTIONS



WHITE



CREAM



GOLDEN OAK



ROSEWOOD




IRISH OAK



CHARTWELL GREEN




ANTHRACITE GREY




BLACK


GLAZING OPTIONS




BLUE



NEUTRAL



BRONZE




AQUA




CLEAR


POLYCARBONATE OPTIONS




CLEAR




OPAL



BRONZE



BRONZE/OPAL



SOLAR CONTROL

SOLID TILED ROOF

Solid roof conservatories create the sophisticated ambience of an extension, without the cost. A solid roof breathes life back into your home, creating a year-round ambient space whilst being a worthwhile investment.

An extension and conservatory combined – a solid roof conservatory is the ideal solution to wanting additional space that offers sound and heat insulation properties far superior to glass and polycarbonate. Whats more, they blend seamlessly and stylishly with the rest of your house to look as if it has always been part of the building.

They can also easily be retrofitted to existing conservatories, meaning an old glass or polycarbonate conservatory can easily be upgraded, without the cost of a whole new conservatory. Choose rooflights to maximise the amount of natural light in a room. The sash can be rotated through 180° and locked, allowing easy and safe cleaning. Or why not choose a lantern? Our SOLapex range can be combined with a solid roof for a orangery style focal point.





ORANGERY ROOF

An orangerie is a great middle ground between a conservatory and extension, with their combination of brick pillars and glass. They are often used as a separate living space, whether a dining room, living room or playroom. Often people use them as an extension to their kitchens and make a huge family room.

We class an orangerie as a home extension with a roof that has glass covering less than 75% of the area, and less than 50% of the total wall area is made up of brickwork. The feature brickwork really helps your new room to stand out, and the lantern roof allows natural light to spill in. The pelmet around the perimeter gives you the opportunity for those finishing touches such as spotlights or speakers. You can easily see why an orangerie creates a seamless link between your home and garden.

Add classic French doors, space-saving sliding patio doors or bi-fold doors for uninterrupted garden views. Orangeries are the perfect way to get the true feel of an extension - without the cost.



SOLID GLAZED ROOF

SOLsirius provides the best of both worlds - the thermal benefits of a solid tiled roof, with full glazing panels for a wealth of natural light.

Large glazed panels flood the room with natural light, which makes it the ideal choice if you're concerned about losing light from your traditional conservatory.

Still maintaining superb energy efficiency thanks to advanced glazing technology, the sleek look of the roof makes it ideal for conservatory roof replacement projects or a contemporary edge on a brand new conservatory.



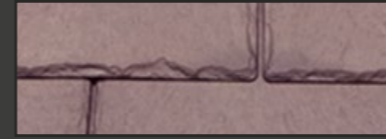
YOUR OPTIONS

Whether you are converting an existing conservatory or building a brand new extension, we have a whole host of options to truly personalise your new space.



TILE OPTIONS

SLATE



AMETHYST




CHARCOAL



OAK



SUNSHINE



SLATE

SHINGLE




TITANIUM GREY




BRAMBLE BROWN



RUSTIC BROWN



RUSTIC TERRACOTTA



RAVEN



SMOKED OAK



RUSTIC RED



RUSTIC BROWN



SUSTAINABLE PROMISE

We take our responsibility to the planet very seriously. We use recycled and recyclable materials wherever quality is not compromised.

We source any PVCu used from a systems house, who in turn have taken huge strides to recycle and reuse. In fact, new windows and doors are made from up to 50% sustainable PVCu and additional components being 100% recyclable. We also have invested in our own glass crusher, enabling us to compact it and send it away to be recycled.

Contact us for more information about



07968377087



info@claremontfitters.co.uk



www.claremontfitters.co.uk