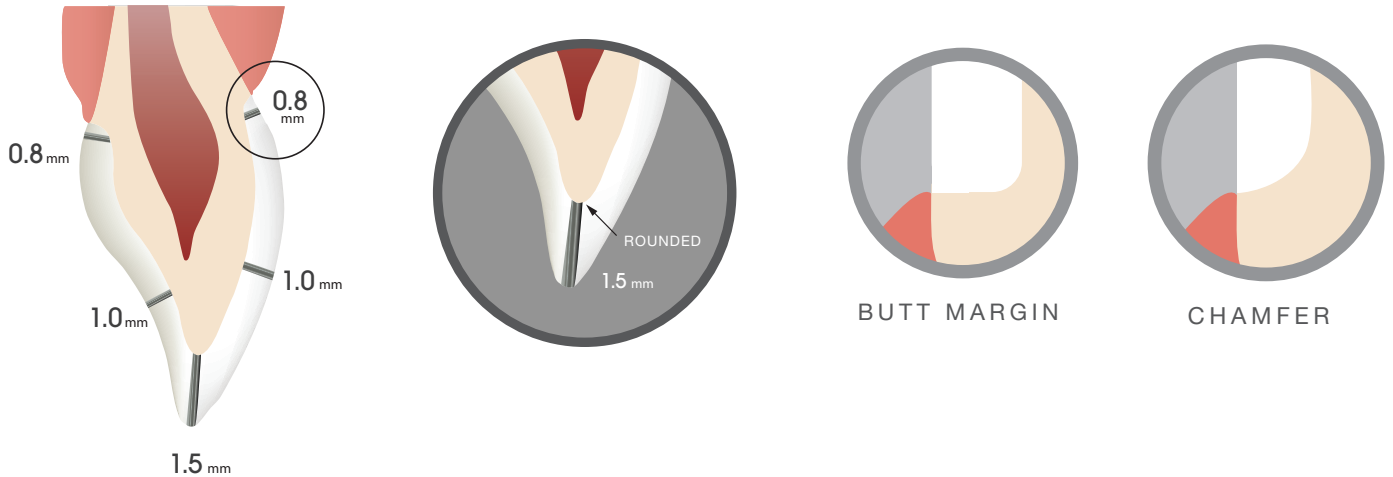


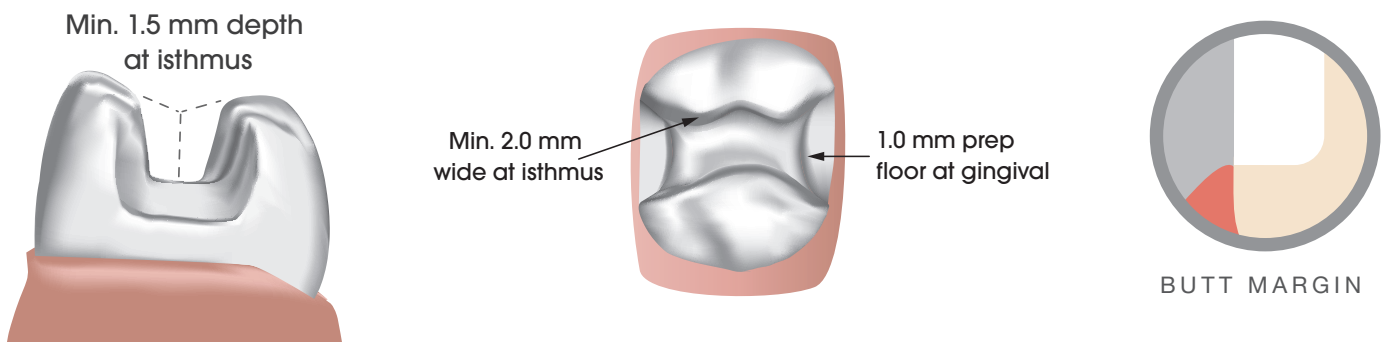
ANTERIOR CROWN



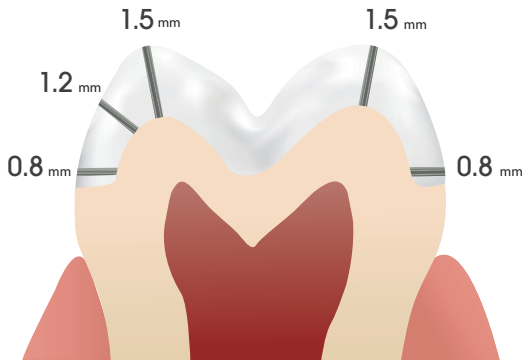
POSTERIOR CROWN



INLAY



ONLAY/PARTIAL CROWN



BUTT MARGIN

CEMENTATION

Conventionally cement following the manufacturer's instructions for use with zirconia restorations.

CONNECTOR CROSS SECTIONS

Posterior	≥ 12mm ²
Anterior	≥ 12mm ²

INDICATIONS FOR USE

		Imagine™ Zirconia
Anterior	Crown	✓
	Bridge (up to 3 units)	✓

		Imagine™ Zirconia
Posterior	Crown	✓
	Bridge (up to 3 units)	✓
	Inlay	✓
	Onlay	✓

CHAIRSIDE ADJUSTMENTS

If chairside adjustments are needed:

- Fine diamond tools are recommended using a water-cooled, high speed hand piece.
- Use light pressure to avoid overheating and micro-cracking of the sintered body.
- Polish with diamond impregnated rubber polishers; maintain minimum wall thickness and connector cross sections.