

ARE 6148: Art Lesson

Unit Title: Organic Artifacts

Teacher: Mr. Testa

Lesson Title: Find Trash & Plant Art

Grade Level: 9-12

Estimated Completion Time: One Month

Overview

Students will investigate the artwork of different Land artists, Andy Goldsworthy, Nancy Holt, Maya Lin, and Beverly Buchanan. Students will learn about two different installations at Storm King Park in New York. Andy Goldsworthy's Autumn works will be shown, along with similar works. Nancy Holt's sun tunnels series will be explored. Students will compare the work of Holt to Goldsworthy. Students will participate in an art walk, connecting to their local community surroundings. Students will learn about the work of Maya Lin and using cardboard and other recycled materials to create a "recycled landscape", puzzle, or map of the world. Next, students will explore the work of Beverly Buchanan. Students will compare the work of Maya Lin to Beverly Buchanan. Students will create a work of art using found naturalistic materials. Students will photograph their work, before, during, and after the process of artmaking. The final project concludes with writing a short Artist Statement summarizing the work, and creative process.

Enduring Understanding

Artists and designers shape artistic investigations, following or breaking with traditions in pursuit of creative art-making goals.

Enduring Ideas/Essential Questions

- I. How do artists determine what resources and criteria are needed to formulate artistic investigations?
- II. Why do people value objects, artifacts, and artworks, and select them for presentation?
- III. What is an image?
- IV. How does making art attune people to their surroundings?

National Core Arts Standards: Visual Arts

CREATING

VA:Cr1.2.Ia

Shape an artistic investigation of an aspect of present-day life using a contemporary practice of art or art.

PRESENTING

VA:Pr4.1.1a

Analyze, select, and curate artifacts and/or artworks for presentation and preservation.

RESPONDING

VA:Re.7.2.IIIa

Determine the commonalities within a group of artists or visual images attributed to a particular type of art, timeframe, or culture

CONNECTING

VA:Cn10.1.1a

Document the process of developing ideas from early stages to fully elaborated ideas

Lesson Objectives

- I. Students will **discuss** connections between artists.
- II. Students will **explain** connections between artwork presented and contemporary issues.
- III. Students will shape an **artistic investigation**
- IV. Students will **ponder**, what is an image?
- V. Students will **document** the process of creating a naturalistic work of art.
- VI. Students will **create** a recycled art piece
- VII. Students will **create** a naturalistic work of art.

Tools and Materials

Internet

Smart Screen or Projector

Computer

Smartphones/Printed Materials

Word Processor

Dry Materials (Pastel, Crayon, Marker, Pencil)

Naturalistic Materials (Leaves, Rocks, Sticks, Pebbles, Pinecones, Grass, Flowers, Etc)

Mixed Media Paper (Bristol or Canvas)

Cardboard (Recycled)

Roll of Poster Paper

Permeant Markers

Introduction

The teacher will introduce the lesson by posing the question “**What is an Image?**” Students will share their ideas and the teacher will guide the discussion towards Earth and Land Art.

Procedure (Including Slides)

Background Information

Land Art or earth art is art that is made directly in the landscape, sculpting the land itself into earthworks or making structures in the landscape using natural materials such as rocks or twigs (Tate).

Artworks are documented using photographs and maps which the artist could exhibit in a gallery.

Land artists also made land art in the gallery by bringing in material from the landscape and using it to create indoor installations.

*Teacher will introduce background information and explain what is understood as land art.


Artist: Andy Goldsworthy

Andy Goldsworthy is a British artist known for his site-specific installations involving natural materials and the passage of time. He works as both sculptor and photographer.

Goldsworthy crafts his installations out of rocks, ice, leaves, or branches, cognizant that the landscape will change, then carefully documents the ephemeral collaborations with nature through photography.

“It's just about life and the need to understand that a lot of things in life do not last.”

Andy Goldsworthy, Photograph



Source: National Gallery of Art.

*Students will learn about the work of Andy Goldsworthy.

Creative Investigation

Storm King Park Autumn Works



*Students will investigate the process of Goldsworthy's Storm King Works.

Goldsworthy's work



Source: Artnet.com

Springtime, 2012
Chromogenic print, 15.7 x 15.7 in.



Source: Artnet.com

Untitled (Stacked Snow Cone), 1989
C-print, 39.4 x 29.5 in.

*Teacher will facilitate discussion of other works.

Holt in Utah, 1977. Photograph: Ardele Lister

Artist: Nancy Holt

Nancy Holt (April 5, 1938 – February 8, 2014) was a member of the earth, land, and conceptual art movements.

Holt recalibrated the limits of art. She expanded the places where art could be found and embraced the new media of her time. (Holt Smithsonian Foundation).

"As soon as I got to the desert, I connected with the place. Before that, the only other place that I had felt in touch with in the same way was the Pine Barrens in southern New Jersey, which only begins to approach that kind of Western spaciousness."



Source: holtsmithsonianfoundation.org

*Students will learn about the work of Nancy Holt.

Big Ideas

Nancy Holt, Sun Tunnels



*Teacher will play Sun Tunnels.

Holt's Work



Source: holtsmithsonfoundation.org

Along the Niagara River, 1974

Artpark, Lewiston, NY, USA

Concrete, earth, water, (28 x 62 ft)



Source: holtsmithsonfoundation.org

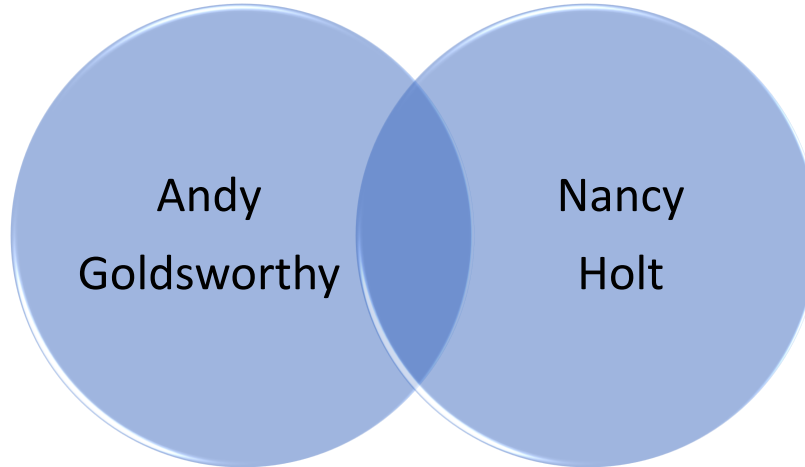
Dark Star Park, 1979-84

Rosslyn, Arlington County, Virginia

Gunited concrete, stone masonry, asphalt, steel, water, earth, gravel, grass, plants, willow oak

Overall area: Two-thirds of an acre

Compare & Contrast



*Teacher will facilitate a student comparison between the two artists, their work, and their background.

Art Walk: Tune-in to Nature.

*Students and Teacher will tune-into nature, through an observational art walk.

Artist: Maya Lin

Born in 1959 in Athens, Ohio, Maya Lin catapulted into the public eye when, as a senior at Yale University, she submitted the winning design in a national competition for a Vietnam Veterans Memorial to be built in Washington, DC.

“As the child of immigrants, you have that sense of ‘Where are you? Where’s home?’ And trying to make a home.” (Lin).

She draws inspiration for her sculpture and architecture from culturally diverse sources, including Japanese gardens, Hopewell Indian earthen mounds, and works by American earthworks artists of the 1960s and 1970s (Art21).

Maya Lin, Photograph



Source: Art21.com

*Students will learn about the artist, Maya Lin.

Storm King Wavefield



Source: Storm King Art Center

Maya Lin, 2007-08

Earth and Grass, 240,000 Sq. Ft (11 Acre Site)

Storm King Wavefield is the largest and last in a series of three of Lin's wavefields. The other two are in Ann Arbor, Michigan, and Miami, Florida.

Viewed from above, the undulating swells of earth forming *Storm King Wavefield* appear to naturally rise from and roll along the grassy terrain.

NY Times at Storm King

Maya Lin's
"Wave Field"



*Teacher will show the work of Lin at Storm King.

Creative Investigation:
Using Cardboard and other recycled materials create a “recycled landscape”, puzzle, or map of world.

*Students will create a work of art using cardboard, similar to the process of Lin in the previous video.

Artist: Beverly Buchanan

Beverly Buchanan (1940–2015) explored the relationship between memory—personal, historical, and geographical and place (Brooklyn Museum).

“... a lot of my pieces have the word 'ruins' in their titles because I think that tells you this object has been through a lot and survived—that's the idea behind the sculptures...it's like, 'Here I am; I'm still here!' ” (Buchanan, 1982).

Engaging with the most vanguard movements of her time, including Land Art, Post-Minimalism, and feminism, she linked political and social consciousness to the formal aesthetics of abstraction.

Beverly Buchanan, Postcard, 1977



Source: Brooklyn Museum

*Students will learn about the artist, Beverly Buchanan.

Buchanan's Work



Source: brooklynmuseum.org

Untitled (Slab Works 1), 1978-80.

Black and white photograph of cast concrete sculptures with acrylic paint, 8 ½ x 11 in.



Source: brooklynmuseum.org

Wall Fragments, 1978.

Three-part cast concrete sculpture with acrylic paint

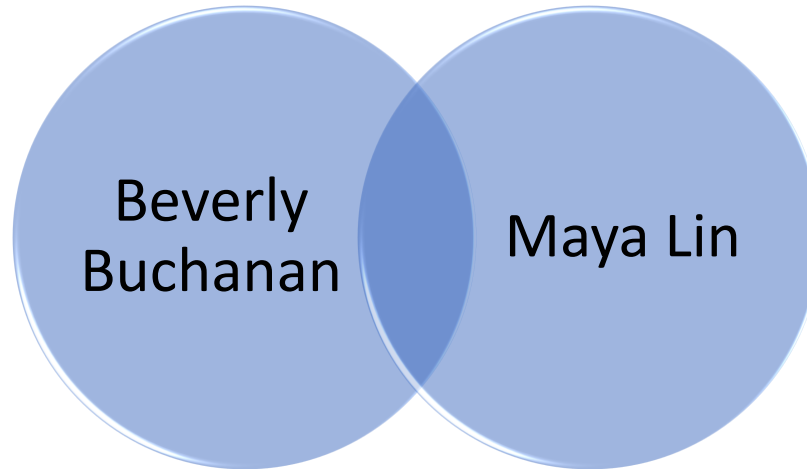
The Columbus Museum Staff Pick, 2020

[Beverly Buchanan's "Sculpture House"](#)



*Teacher will show video about the life and work of Buchanan, facilitating discussion.

Compare & Contrast



*Teacher will facilitate a student comparison between the two artists, their work, and their background.

Artists:

Andy Goldsworthy

Nancy Holt

Maya Lin

Beverly Buchanan

*Teacher will introduce the final project, special attention to the photographic nature of documenting the work.

Final Project: *Mother Earth*

Create, Photograph & Reflect

1. Create a work of art using found naturalistic materials such as twigs, sticks, leaves, pinecones, acorns, flowers, moss, grass, etc. (No Cattails / Typha).
2. Photograph your work, **before**, **during** and **after** the process of artmaking.
3. Write a short Artist Statement summarizing the work, and your process.

Distribution and Clean-Up

Materials will be organized, at stations grouped by similar tools. For example, the acrylic paint will be next to the sinks, paper towels, acrylic brushes, and recycled cardboard paint pallets. Students will be asked to gather materials, in a socially distant organized fashion by table. Students will be encouraged to clean their table, hands, and any materials used at the end of each period. "Used" materials will be separated to be disinfected before their next use. Students are expected to engage respectfully with materials, artwork, and other students.

Closure

The teacher will reinforce the lesson objectives and encourage student reflection on their work and performance by facilitating a group critique of the final projects. A conversation and sharing about the assignments leading up to the final project will guide the discussion throughout history. Students share their work with their peers and others through a folder on Google Classroom, and by the work hanging up in the classroom.

Assessments

- I. Creative Investigation: Storm King Park Autumn Works
- II. Video: Nancy Holt Sun Tunnels
- III. Compare and Contrast: Goldsworthy & Holt
- IV. Art Walk: Turn into Nature**
- V. Video: Maya Lin's Wave Field
- VI. Creative Investigation: Recycled Landscape**

- VII. Doc: Buchanan's Sculpture House
- VIII. Compare and Contrast: Lin & Buchanan
- IX. Final Project**
 - a. Create,
 - b. Photograph
 - c. Reflect
- X. Group Critique

Artists or Works of Art Studied

- Artist, Andy Goldsworthy
- Artist, Nancy Holt
- Artist, Maya Lin
- Artist, Beverly Buchanan

References

Art21. (n.d.). *Maya Lin*. Art21. <https://art21.org/artist/maya-lin/>.

Artnet. (n.d.). *Andy Goldsworthy*. Artnet. <http://www.artnet.com/artists/andy-goldsworthy/>.

Brooklyn Museum. (2016). *Brooklyn Museum: Beverly Buchanan-Ruins and Rituals*.
https://www.brooklynmuseum.org/exhibitions/beverly_buchanan_ruins_rituals.

Brooklyn Museum. (2017). *Hunger and Hardship Creek*. Brooklyn Museum. Tumblr.
<https://brooklynmuseum.tumblr.com/post/156357983580/buchanan-reworked-this-satirical-self-portrait>.

Encyclopædia Britannica. (n.d.). *Landscape painting*. Encyclopædia Britannica.
<https://www.britannica.com/art/landscape-painting>.

National Gallery of Art. (n.d.). *Elson Lecture 2005: Andy Goldsworthy*. National Gallery of Art.
<https://www.nga.gov/audio-video/audio/elson-goldsworthy.html>.

Storm King Art Center. (n.d.). *Maya Lin*. Storm King Art Center.
<https://stormking.org/artist/maya-lin/>.

The Columbus Museum. (2020). *Beverly Buchanan's "Sculpture house"*. YouTube.

<https://www.youtube.com/watch?v=qQv7wo-8cKo>.

The New York Times. (2008). *Maya Lin's "Wave Field"*. YouTube. <http://youtu.be/>.

Tate. (n.d.). *Land Art – Art Term*. Tate. <https://www.tate.org.uk/art/art-terms/l/land-art>.

ZCZ Films. (2014). *Nancy Holt, Sun Tunnels*. YouTube. <https://youtu.be/6koPeWqrYho>.