


# WATER WIZARD 2.0

parts manual

Version 2



● parts department  
1.866.927.4229  
713.590.6652.fax

[www.colemanhanna.com](http://www.colemanhanna.com)



(Revised April 2019)



Please Read

The equipment shown on the following pages is from a typical Water Wizard 2.0 automatic system with a classic pump stand. The purpose of this manual is to simplify the process and increase the accuracy when ordering parts. Please note that with the variety of options available, your equipment may have additional components or not have some of the components shown.

In the interest of product improvement, Coleman Hanna Carwash Systems, LLC., reserves the right to make equipment modifications at any time and without advance notice.

For more information on the Water Wizard 2.0 and other world class car wash equipment and parts manufactured by Coleman Hanna Carwash Systems LLC., please contact us at:

1.800.999.9878  
5842 W. 34th Street  
Houston, Texas 77092  
[www.colemanhanna.com](http://www.colemanhanna.com)

Parts Department Direct Line:  
1.866.927.4229  
Fax: 713.590.6652

## WATER WIZARD 2.0<sup>®</sup> Parts Manual

Table of Contents	Page
Pump Stand	
Pump Stand Front View	06
Pump Stand Inside Water Tank	08
Pump Stand Low and High Pressure Pumps	10
Pump Stand End View - Pump Side	12
Pump Stand Undercarriage System	14
Pump Stand Rear View	16
Electrical Control Center Door	18
Electrical Control Center Components	20
<b>Gantry</b>	<b>23</b>
Gantry Entrance View	24
Gantry Exit View	26
Gantry Control Panel	28
Gantry Passenger Side (W/O Cover)	30
Gantry Driver Side (W/ Cover)	32
Gantry Passenger Side - Lower	34
Gantry Passenger Side - Drive Motor Assembly	36
Gantry Passenger Side - Upper	38
Gantry Passenger Side - High Pressure Manifold Box	40
Gantry Passenger Side - Boom Belt, Shaft & Prox Assembly	42
Gantry Passenger Side - Lower Prox	44
Gantry Driver Side (W/ Cover)	48
Gantry Driver Side - Lower	50
Gantry Driver Side - Upper	52
Gantry Driver Side Low Pressure Manifold	54
Gantry Driver Side - Boom Tilt Assembly	58
Gantry Driver Side - Oscillating Assembly	60
Gantry Spray <b>Nozzles</b>	62
Gantry Zero Degree <b>Nozzle</b> Rocker Panel Assembly	64
Gantry Presoak Foamers	66
Gantry Blower Control Box - Top of Gantry	68
Wash Boom (W/O Cover)	70
Wash Boom Oscillating Assembly	72
Wash Boom Solenoid and Oscillators	74
Gantry Oscillating Blower System	76
Gantry Panel Doors (Both Sides)	78
Gantry Height Adjustment / Contouring Eyes - Driver's Side	80
Gantry Height Adjustment / Contouring Eyes - Passenger's Side	82



pump stand






PUMP STAND FRONT VIEW  
LEFT ANGLE



**PUMP STAND FRONT VIEW  
RIGHT ANGLE**

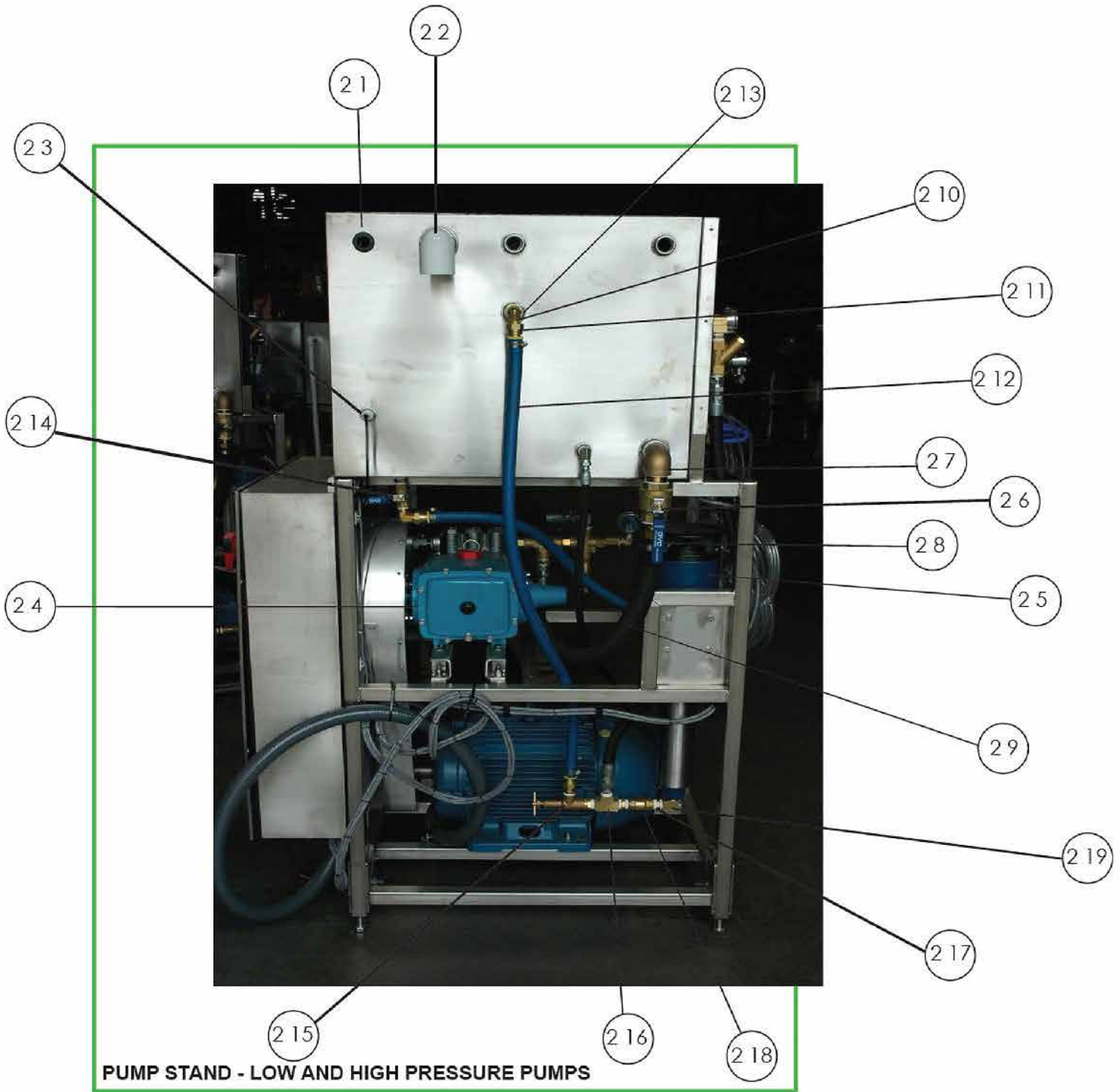


INSIDE WATER TANK




## PUMP STAND

<b>ID#</b>	<b>PART#</b>	<b>DESCRIPTION</b>
1.1	58002	Valve, Float, Topaz 1"
1.2	72050	Switch Level for Side Mount on Tank
1.3	66340	Filter Cone, 3/4" for Hot Water Tank
1.4	06554	1 1/2" Poly Strainer




<b>ID#</b>	<b>PART#</b>	<b>DESCRIPTION</b>
2.1	06535-DSI	Water Tank
2.2	22424	2" Sch. 40 PVC S X M 90 Ell
2.3	72050	Side MT Level Switch
2.4	32-3535	3535 Pump
2.5	57175-1FW	F&W Pump 1.5HP/1PH/ (16Stage)
2.6	22-V500P-24	1-1/2" Brass Ball Valve
2.7	22478	1-1/2" Cast Brass Threaded ST90
2.8	H366094	HOSE BARB BR 1-1/2 X 1-1/2 HS
2.9	52021	1-1/2" Suction Hose (b/w Tank & Cat Pump)
2.10	22-149F-12-12	3/4" x 3/4" Brass Male Ell Tube to MPT
2.11	22-30882-12-12B	3/4"Brass 37/45 DEG Fem SW x 3/4" Fitting
2.12	22-801-12-BLU	3/4" Push Lock Hose, Blue (400ft per roll)
2.13	22-209P-16-12	Pipe Bushing
2.14	22-V500P-12	3/4" Brass Ball Valve
2.15	58021-B	3/4" Relief Valve, Brass 300psi
2.16	22-2203P-12	Female Pipe Tee BLOCK STYLE
2.17	22-216P-12	Pipe Hex Nipple
2.18	34040	3/4" Check Valve
2.19	22-2202P-12-12	Pipe Street Elbow 90 HD



PUMP STAND - END VIEW, PUMP SIDE

PUMP STAND - LOW and HIGH PRESSURE PUMPS

ID#	PART#	DESCRIPTION
3.1	55267-W	25 HP Motor, 230/460, 60HZ
3.2	06760	1" Unloader
3.3	47020	0-2000psi L/Mt Gauge
3.4	22-2202P-4-4	Pipe Street Elbow 90 HD
3.5	52113	Tubing- 1000ft. Roll
3.6	48017-1	Ceramic Weight, for 1/4" foot valve
3.7	48016-1	1/4" Foot Valve, viton
3.8	22-209P-16-4	Pipe Bushing
3.9	22-2107P-12-12	
3.10	52186	3/4" 2WB Wrapped Hose
3.11	22-1FF-13	
3.12	22-1MMO-B	MMO HD T Parker, S.S.
3.13	22-2203P-16	Female Pipe Tee BLOCK STYLE
3.14	22469	1"x 6-1/2" Nipple




UNDERCARRIAGE SYSTEM

- 4.7
- 4.8
- 4.1
- 4.6
- 4.5
- 4.3
- 4.4
- 4.2

## PUMP STAND – UNDERCARRIAGE SYSTEM

<b>ID#</b>	<b>PART#</b>	<b>DESCRIPTION</b>
4.1	31020	453-P Valve
4.2	31030	454-P Valve
4.3	40040-3	1/2 L/T CONN
4.4	22-2200P-12-12	Brass 90 Pipe Elbow
4.5	MS-154	3/4"x6" SS Nipple
4.6	22-2203P-12	Female Pipe Tee BLOCK STYLE
4.7	22-2202P-12	Pipe Street Elbow 90 HD
4.8	40199-1	CONN, ROMEX 3/8"



PUMP STAND - REARVIEW



## PUMP STAND – REAR VIEW

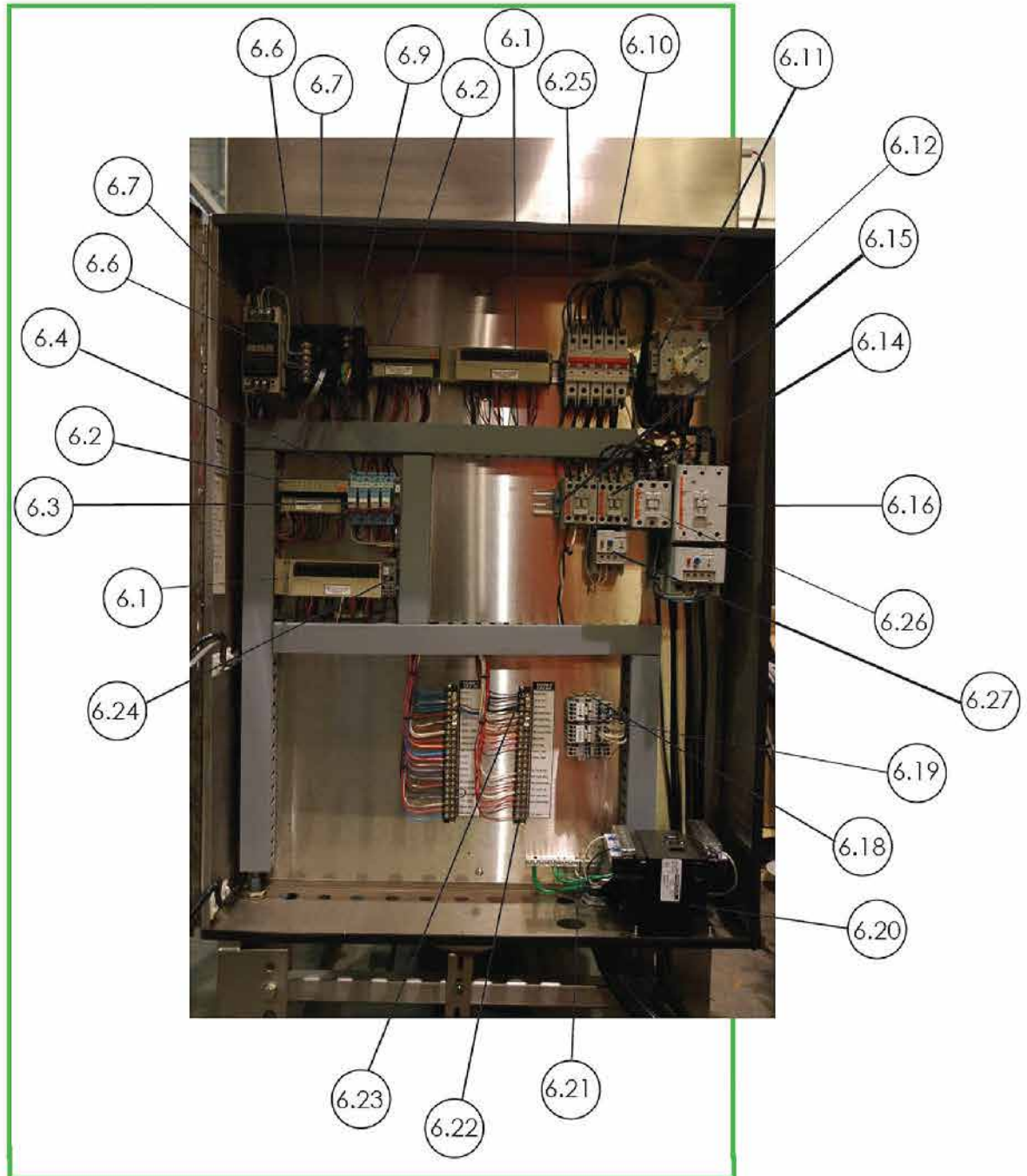
ID#	PART#	DESCRIPTION
5.1	06876	DSI L/P Manifold 7 Outlet
5.2	47010	0-300psi Panel Mt Gauge Brkt Incl.
5.3	31055	Y-Strainer 3/4" FPT, 40Mesh, S/S Cylinder
5.4	22-2203P-12	Female Pipe Tee BLOCK STYLE
5.5	22-0107-12	3/4" MPT x 3/4" FPT Swivel
5.6	22470	JIC Swivel x Hose Barb Brass
5.7	22471	JIC Conn Tube MPT Brass
5.8	64069	24V 3/8" NPT Normally Closed Solenoid
5.9	22-216P-6	Pipe Hex Nipple
5.10	34022	CHECK VALVE, 3/8" SS F/F VYT/NYL
5.11	31065-98	GREEN, 3.2GPM, ONE BARB
	31065-98B	GREEN, 3.2GPM, TWO BARB
	31065-57	RED, 1.0GPM, ONE BARB
	31065-83	GRAY, 2.1GPM, ONE BARB
	31065-86	BLUE, 2.25GPM, ONE BARB
5.12	80212	Hose Barb x Male Pipe
5.13	22463	3/8 Push-on Hose Barb X 1/2 MP
5.14	22-207P-6	Pipe Coupling HD
5.15	22-W169P-6-6	3/8 Tube X 3/8 P90 Connector Swivel
5.16	22440	Male Pipe Hose Barb
5.17	22-2205P-6	3/8" Brass FPT Cross
5.18	22-E-64-B-0500	Tubing-poly 3/8 - BLUE (500 ft. per Roll)
5.19	22-30182-6-6B	Male Pipe x Hose Push Lock



ELECTRICAL CONTROL PANEL DOOR

## ELECTRICAL CONTROL CENTER

<b>ID#</b>	<b>PART#</b>	<b>DESCRIPTION</b>
5.1	72026	Push Button Switch (Yellow)
5.2	06681	Red Lion Operator Interface G303
5.3	06601-DSI	Electrical Control Center Decal
5.4	06997	Switch Handle Assembly – Yellow/Red



ELECTRICAL CONTROL CENTER COMPONENTS

## ELECTRICAL CONTROL CENTER COMPONENTS

<b>ID#</b>	<b>PART#</b>	<b>DESCRIPTION</b>
6.1	06940	Relay Output Card – SRT2-ROC16
6.2	06920	Input Card – SRT2-ID16
6.3	06948	Relay 24 ADC
6.4	06949	S-10, relay socket
6.5	06960	POWER SUPPLY-OMRON,S8VS-09024A
6.6	06680-3	OMR CJ1WPA202 PWR 5V&24VDC
6.7	07503-3	OMRCCJIMCPU14 CPU
6.8	06508	Cable for Redl Lion
6.9	06680-2	OMR CJ1WSRM21 CJ1 COMPUBUS MSTR
6.10	40027	3P 20amp Breaker
6.11	06696, 06951	Auxiliary Switch-- Domestic, International
6.12	06994	Main Disconnect - 100 amp
6.13	06919-1	L11-S1, ECC operator shaft
6.14	60056	CA 1610 Contactor
6.15	40112-24	End stop for Terminal Blocks
6.16	60065	85 amp Contactor
6.17	60066-1	Overload - 90 amp
6.18	40291	END STOP 6MM
6.19	40292	3 COND RL MTD TERMINAL BLOCK, AWG 20-10
6.20	40190-5, 40190-6	Transformer, CONTROL 500VA 120/240-24, 240/120 Int
6.21	40116	Grounding Bar
6.22	40066-5	TERMINAL BLOCK - TUBULAR CLAMP
6.23	40010-3	20PT TERMNL STRP
6.24	40340-2	Block, Terminal Fuse Holder 24V
6.25	40074	2P 16 amp Breaker
6.26	06992	CA7-43-10-24V (Winter Wizard & Hot Wax)
6.27	60062-1	CEP7-EEDB overload (3.2-16 amps)



# gantry





GANTRY - ENTRANCE VIEW



### Gantry - Entrance View


<b>ID#</b>	<b>PART#</b>	<b>DESCRIPTION</b>
1.1	06115	Scrolling Sign Board LED
1.2	06671	Skin (Driver Side) Entrance End (A267)
1.3	06645	Skin Inside Panel (Driver Side) (A135)
1.4	06659	Radiused Panel (Driver Side) (With Blower) (A294D)
1.4	06666	Radiused Panel (Driver Side) (Without Blower) (A278D)
1.5	06675	Skin (Top Middle) Entrance End (A273)
1.6	06654	Overhead Panel (With Blower) (A293)
1.6	06657	Overhead Panel (Without Blower) (A277)
1.7	06667	Radiused Panel (Passenger Side) (With Blower) (A294P)
1.7	06668	Radiused Panel (Passenger Side) (Without Blower) (A278P)
1.8	06673	Skin (Passenger Side) Entrance End (A268)
1.9	06646	Inside Panel (Passenger Side) (A136)
1.10	06997	Switch Handle Assembly – Yellow/Red



GANTRY - EXIT VIEW

## GANTRY – EXIT VIEW


<b>ID#</b>	<b>PART#</b>	<b>DESCRIPTION</b>
2.1	06607	Eye Can – Passenger Side (A0252)
2.2	06674	Skin Passenger Side Exit End (A265)
2.3	06676	Skin Top Middle Exit End (A133)
2.4	06672	Skin Driver Side Exit End (A266)
2.5	06606	Eye Can – Driver Side (A0253)



GANTRY CONTROL PANEL

## GANTRY CONTROL PANEL

<b>ID#</b>	<b>PART#</b>	<b>DESCRIPTION</b>
5.1	06785	DC Filter – 3VK3
5.2	06950	Terminating Resistor
5.3	06948	Relay 24 ADC
5.4	06997	Switch Handle Assembly – Yellow/Red
5.5	24385	Cam Lock
5.6	40032-6	5 amp fuse
5.7	40112-30	Fuse Holder
5.8	06973	Omron Yaskawa Variable Speed Drive - 230V
5.9	93121	Door Gasket
5.10	06995	63 amp Disconnect Base Mount
5.11	72026	Push Button – Yellow
5.12	40069	On/Off Switch
5.13	06920	Input Card – SRT2-ID16
5.14	06940	Relay Output Card – SRT2-ROC16
5.17	40010-3	Terminal Strip 20pt
5.18	40446	Ground Bar 10pt



GANTRY - PASSENGER SIDE W/O HIGH PRESSURE MANIFOLD BOX COVER

**Gantry – Passenger Side w/o High Pressure Manifold Box Cover**

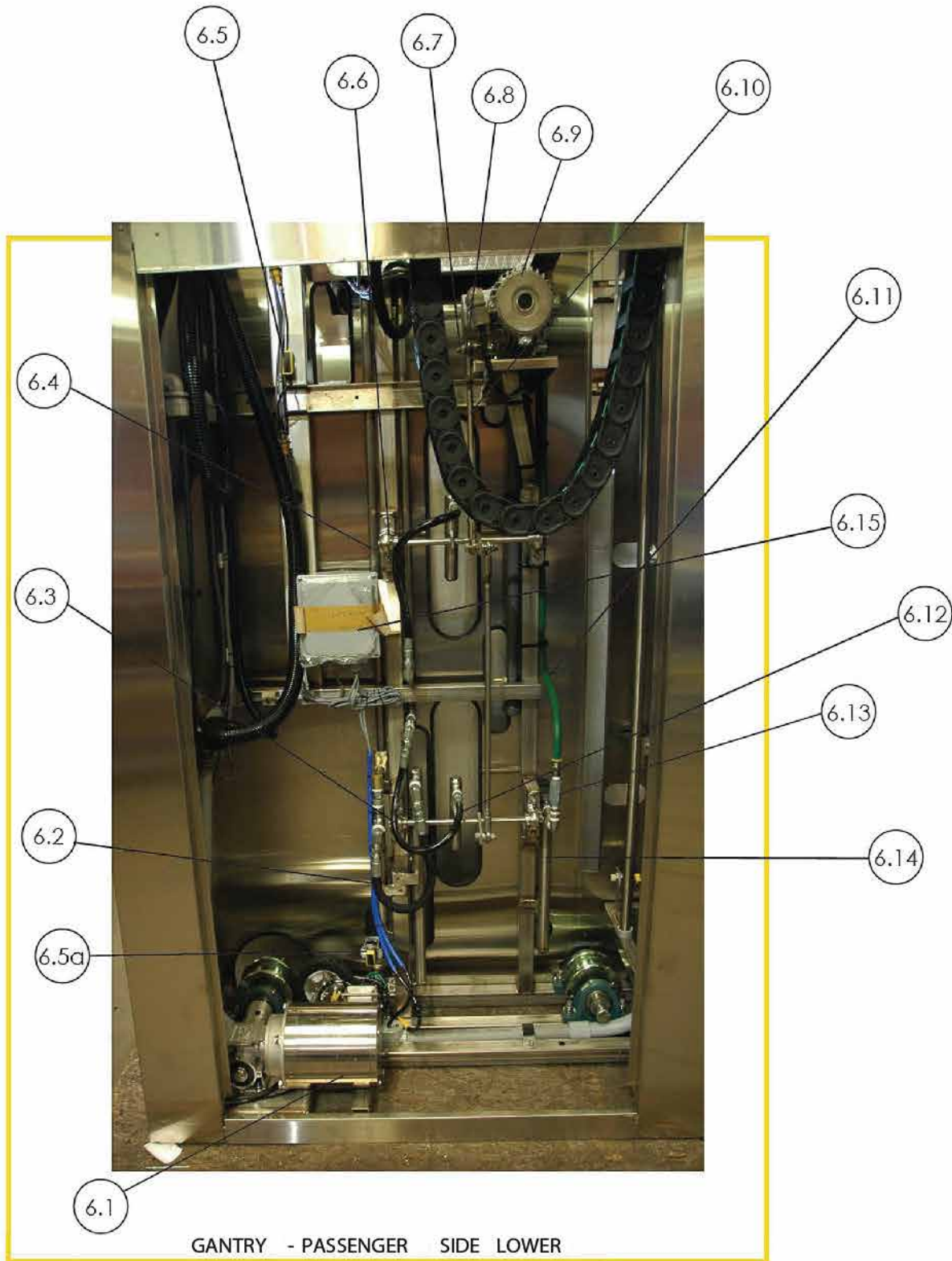
- A High Pressure Manifold Box - See page 40
- B Passenger Side - See page 34





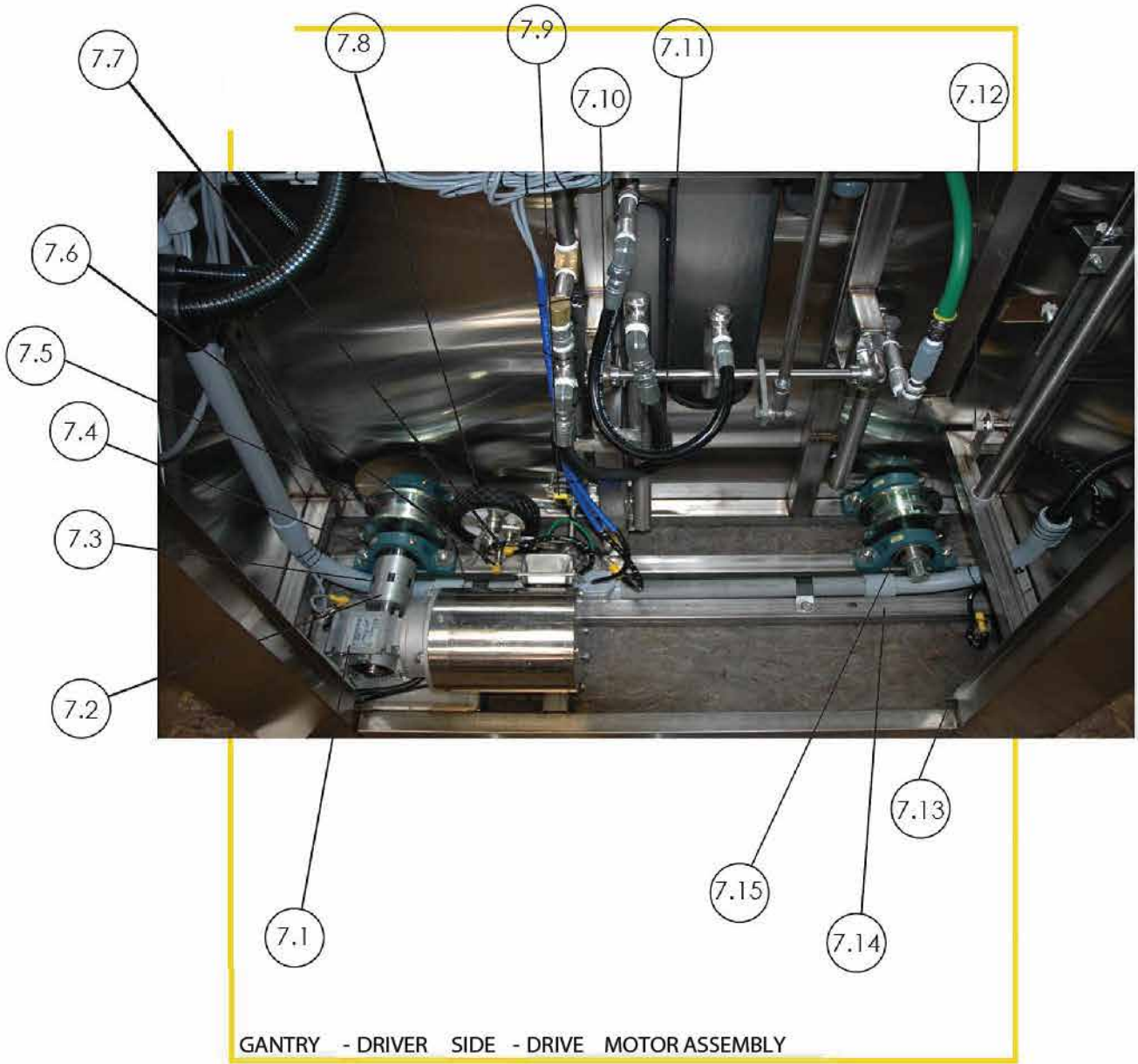
## Gantry – Driver's Side w/ Low Pressure Manifold Box Covered

A Low Pressure Manifold Box – See page 54




## GANTRY – PASSENGER SIDE LOWER

<b>ID#</b>	<b>PART#</b>	<b>DESCRIPTION</b>
6.1	55230-4	Drive Motor w/cover
6.2	52803	1/2" Wire Hyd. Hose – 18" with 1/2" Male pipe on each end
6.3	06647	Pillow Block Bearing - Oscillator
6.4	22010	Tri-Foam (PVC) Pipe 3/4"
6.5	06741-1	Receiver Eye – Contouring
6.5a	06741-1	Receiver Eye - Measurement
6.6	06647	Pillow Block Bearing - Oscillator
6.7	6501-OML	Motor Lever Bracket
6.8	H368354-SS	7/16" Rod End
6.9	55237	Oscillating Motor With Gear Box
6.10	6500-OR-12	Oscillator Rod – Top Side – 12 3/8"
6.11	52012-2	Push Lock Hose 3/8" Green
6.12	22-00006	Synflex 3/8" X 19" hose
6.13	34025	Check Valve – Poly 1/4"
6.14	06616	Tire Cleaner Spray Manifold (6500TCP)
6.15	06693-P	DC Bus for Receivers, Passenger Side




## GANTRY – PASSENGER SIDE – DRIVE MOTOR ASSEMBLY

<b>ID#</b>	<b>PART#</b>	<b>DESCRIPTION</b>
7.1	55225-3	Gear Box – Drive Motor
7.2	06801	Love Joy 7/8" for Gear Box
7.3	06803	Love Joy Spider
7.4	06851	1 1/4" Bearing Pillow Block VPS-120
7.5	06500-W	Drive Wheel
7.6	06650-4	Prox Cable – 90 Degree
7.7	06626	Prox – 18mm
7.8	06780	Count Wheel 2" X 5"
7.9	06741- 1	Reciever Eye - Measurement
7.10	52803	1/2" Wire Hyd. Hose – 18" with 1/2" Male pipe on each
7.11	22-00006	Synflex 3/8" X 19" Hose
7.12	06626	Prox – 18mm
7.13	06650- 4	Prox Cable – 90 Degree
7.14	06613	Prox Target – home and end of track
7.15	06851	1 1/4" Bearing Pillow Block VPS-120



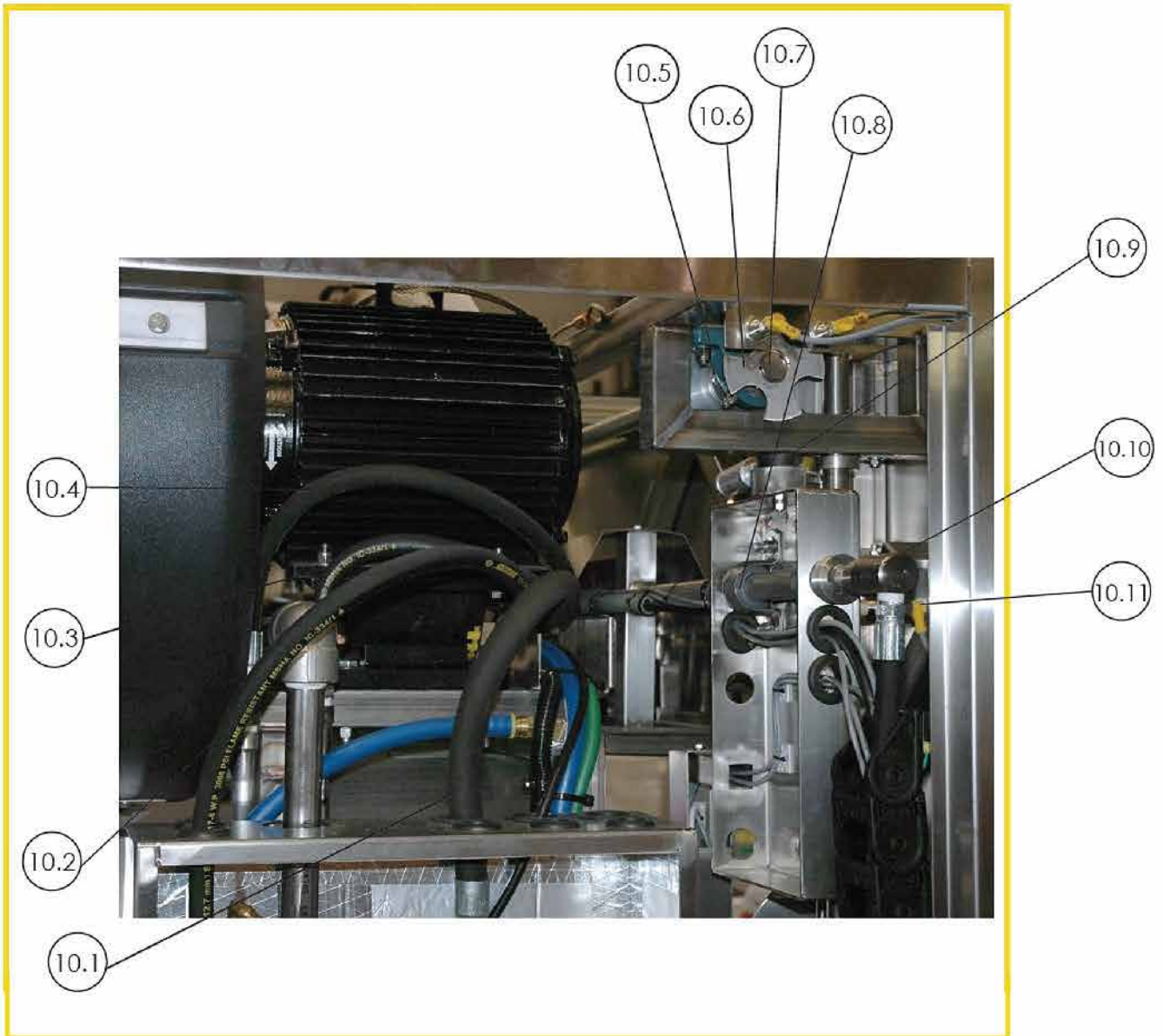
GANTRY - PASSENGER		SIDE UPPER
ID#	PART#	DESCRIPTION
8.1	52017	1/2" Wire Braided Hose
8.2	31030	Dema Valve 454P - Side Spray
8.3	34000	Brass Check Valve - 1/4"
8.4	52017	1/2" Wire Braided Hose
8.5	19814	Blower Fan Housing
8.6	52017	1/2" Wire Braided Hose
8.7	55260-B	10hp 3ph Blower Motor
8.8	06500BSL	Boom Drive <b>Shaft</b> - Passenger Side
8.9	06850	Bearing Pillow Block VPS- 116-1"
8.10	52186	3/4" 2WB Wrapped Hose
8.11	31040	Dema Valve 458P - Rocker Panel
8.12	31030	Dema Valve 454P - <b>Top</b> Boom





GANTRY - PASSENGER SIDE HIGH PRESSURE MANIFOLD BOX

ID#	PART#	DESCRIPTION
9.1	31030	Dema Valve 454P - Side Spray
9.2	22-0107-8-8	1/2" M X 1/2" F SW
9.3	34000	Check Valve Brass Super 1/4"
9.4	52017	1/2" Wire Braided Hose
9.5	22-EB-64-0500	3/8" Poly Flow Tube
9.6	22-0107-16-16	1" M X 1" F SW
9.7	52186	3/4" 2WB Wrapped Hose
9.8	31040	Dema Valve 458P 1" - Rocker Panel
9.9	31030	Dema Valve 454P - Top Boom
9.10	52017	1/2" Wire Braided Hose



GANTRY - PASSENGER SIDE - BOOM BELT, SHAFT & PROXASSEMBLY

GANTRY - PASSENGER SIDE - BOOM BELT. SHAFT and PROX ASSEMBLY

ID#	PART#	DESCRIPTION
10.1	52186	3/4" 2WB Wrapped Hose
10.2	52017	1/2" Wire Braided Hose
10.3	52017	1/2" Wire Braided Hose
10.4	52017	1/2" Wire Braided Hose
10.5	06850	Bearing Pillow Block VPS-1 16-1"
10.6	06750-RK	WW2.0 Boom Safety Sys Retro KT
10.7	06500-BSL	Boom Drive Shaft - Passenger Side
10.8	06645-1	1-1/8" Poly-Hi Tivar P.B. Boom
10.9	20053	Stopper, Black Rubber
10.10	74005	1/2" Super Swivel
10.11	06626-1	Prox Sensor 10m Hardwire



GANTRY - PASSENGER SIDE - LOWER PROX

**GANTRY - PASSENGER      SIDE - LOWER    PROX**

ID#	PARTS#	DESCRIPTION
11.1	06626	Prox-18mm
11.2	06650-4	Prox Cable - 90 Degree
11.3	06626	Prox -18mm
11.4	06650-4	Prox Cable -90 Degree
11.5	06851	1 1/4" Bearing Pillow Block VPS-120
11.6	06500-W	Drive Wheel

# NOTES

---

---

---

---

---

---

---

---

---

---

---

---

---

---

---

---

---

---

---


---

---

---

---



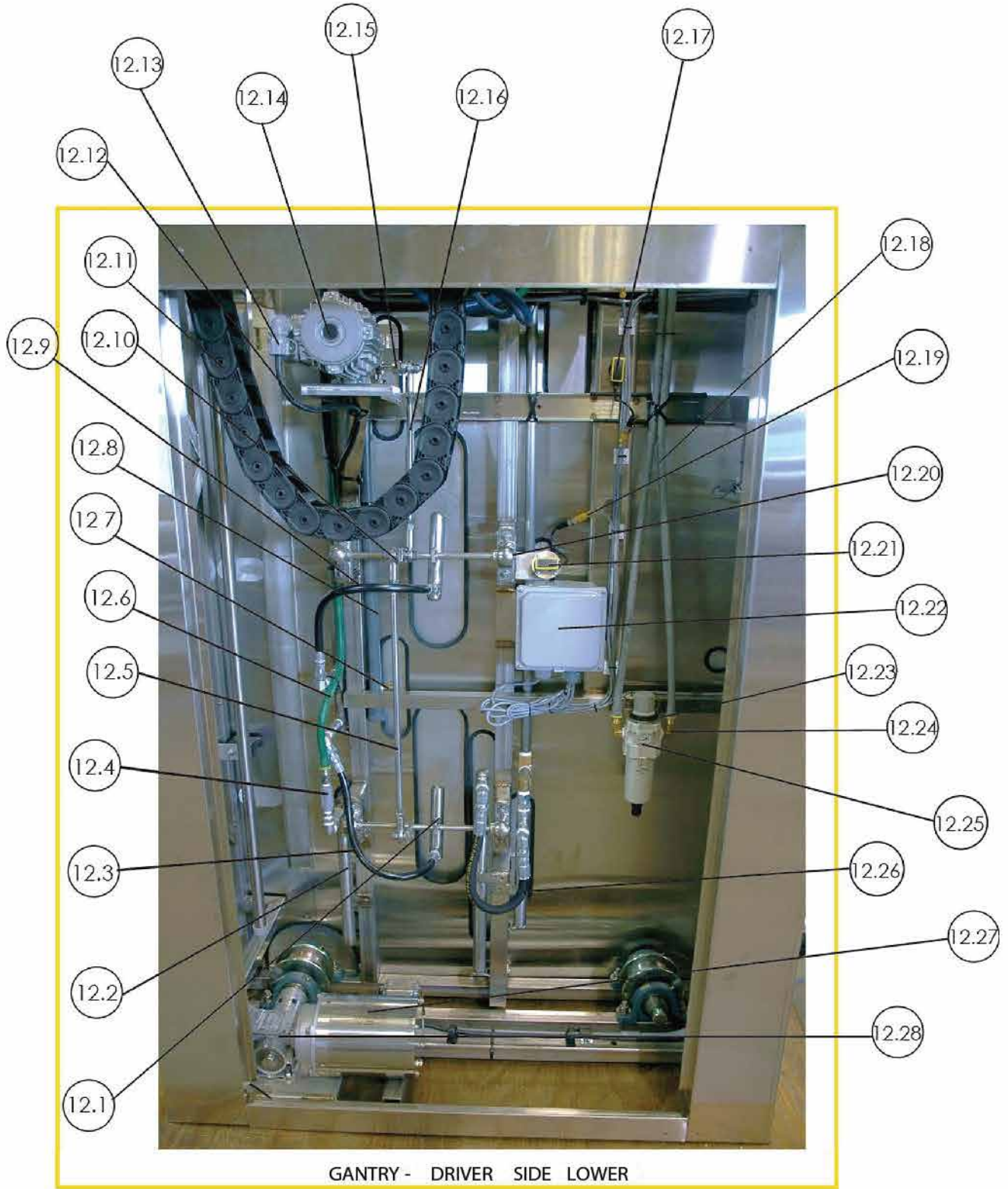


GANTRY - DRIVER SIDE WITH COVER




GANTRY - DRIVER SIDE WITH COVER

A Low Pressure Manifold Box - See page 54



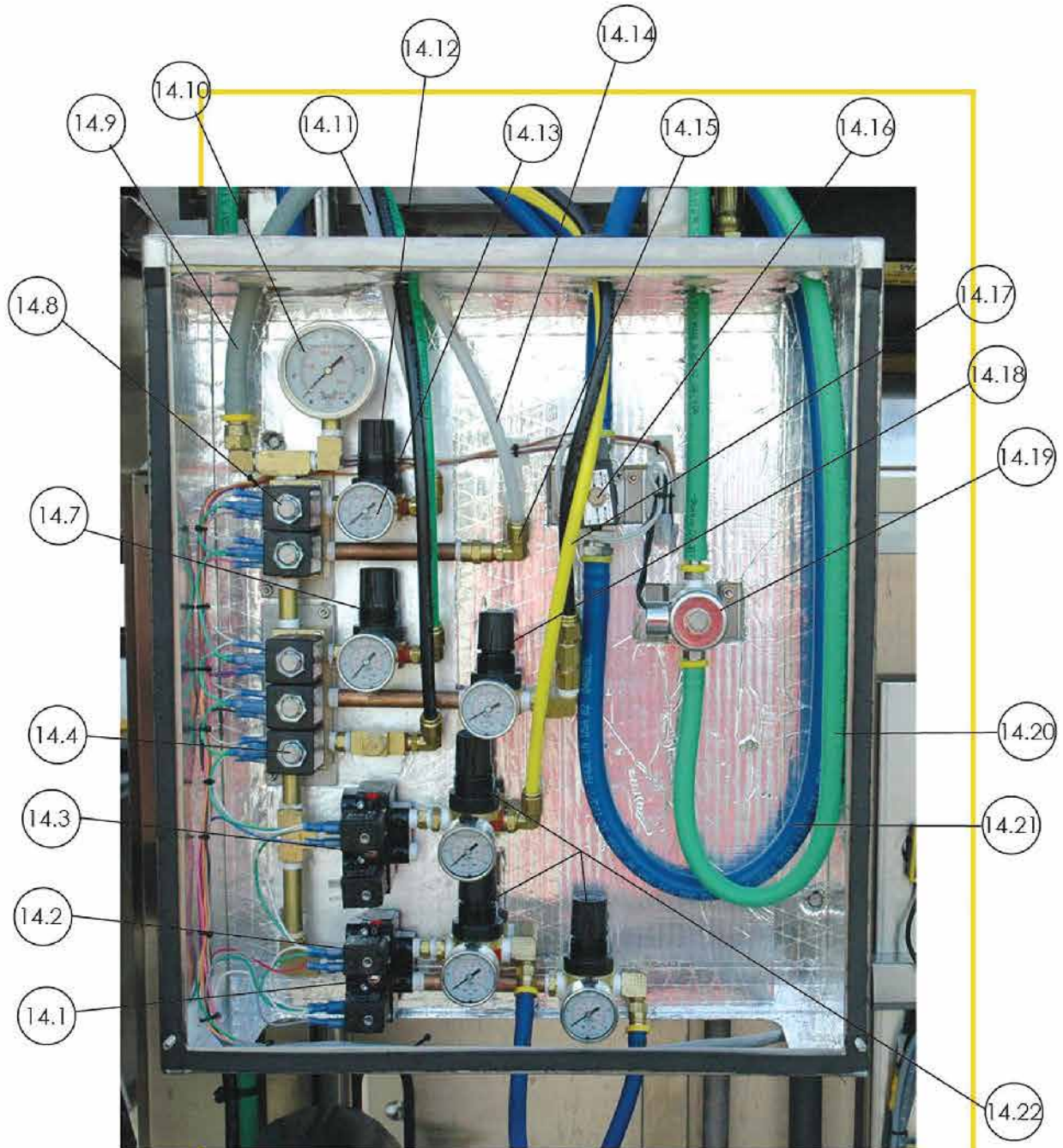
## GANTRY - DRIVER SIDE LOWER

ID#	PART#	DESCRIPTION
12.1	06500-OJC-SB D	Oscillator Spray Bar - Side Bottom
12.2	06616	Tire Cleaner Spray Manifold (6500 TCP)
12.3	22-00006	Synflex 3/8" X 19" Hose
12.4	34025	Check Valve Poly 1/4"
12.5	06502-OR-20	Rod, Oscill, 20.375" (Bottom Side) 7/16"
12.6	52012-2	Push Lock Hose - 3/8" Green
12.7	06563	Spay <b>Nozzle</b> - 120 Degree Spot Free Rinse
12.8	22010	Tri-Foam PVC Pipe 3/4"
12.9	22-00007	Synflex 3/8" X 24" Hose
12.10	H368354-SS	Rod End BRG 7/16"Stainless
12.11	06767	Cable Carrier, 34 Links
12.12	40096	Cord, Soow 16/4C Black
12.13	40154-12	Max-Loe F2 1/2" (.375-.437) 90Deg
12.14	55237	NORD GEAR Motor .16hp/10:1 MTR
12.15	6501-OLM	Oscillator Motor Lever-WW2.0
12.16	06502-OR-11	Rod, Oscill, 11.375" (Top Side) 7/16"
12.17	06742-1	Transmitter Eye - Contouring
12.18	22-801-6-GRA	Push Lock Hose - 3/8" Gray
12.19	06714	Cordset, 6m, 6con, QD STR Connection
12.20	06742-1	Transmitter Eye - Measurement
12.22	06693-D	Eye Frequency Box, Driver's Side
12.23	58090-3	Mounting Nut, 1/2" Regulator
12.24	22-149F-6-8	Elbow Fitting, Male 3/8T X 1/2P
12.25	58091-1	Regulator 1/2" w/Autodrain
12.26	52017	1/2" Wire Braided Hose - 18"
12.27	55230-4	Motor,0.5HP/60/3,56C,TENV,SST
12.28	55225-3	Gear Box LF-918, 30:1 Washdown



## GANTRY – DRIVER SIDE UPPER

<b>ID#</b>	<b>PART#</b>	<b>DESCRIPTION</b>
13.1	06767	Hose Track
13.2	06857	Rotary Actuator – Boom Tilt
13.3	52017	1/2" Wire Braided Hose
13.4	52017	1/2" Wire Braided Hose
13.5	55260	10hp 3ph Blower Motor
13.6	19814	Blower Fan Housing
13.7	06742-1	Transmitter Eye - Contouring



GANTRY - DRIVER SIDE - LOW PRESSURE MANIFOLD

## GANTRY – DRIVER SIDE LOW PRESSURE MANIFOLD

<b>ID#</b>	<b>PART#</b>	<b>DESCRIPTION</b>
14.1	64075-1	Air Solenoid – Boom Tilt
14.2	58056	3/8" Regulator – Boom Tilt
14.3	64075-1	Air Solenoid – Presoak Direction
14.4	64021	3 Stage Solenoid
14.7	58055	Air Regulator – Presoak 1/4"
14.8	64021-42	2 Stage Solenoid
14.9	22-801-6-GRA	3/8" Gray Hose
14.10	47011	0-300 Pressure Gauge
14.11	22-E-64-0500	Poly Tubing 3/8" Natural
14.12	58055	Air Regulator – 1/4"
14.13	47027	0-100 Pressure Gauge
14.14	22-E-64-0500	Poly Tubing 3/8" Natural
14.15	22-W169PL-6-4	3/8" X 1/4" Poly Push Lock Swivel – 90 Degree
14.16	06520	Solenoid - Presoak, Hot Wax
14.17	22-E-64-Y-0500	Poly Tubing 3/8" Yellow
14.18	58055	Regulator
14.19	64071	Solenoid Valve – Tire Cleaner
14.20	22-801-6-GRN	3/8" Green Hose
14.21	22-801-8-BLU	1/2" Blue Hose
14.22	58056	Regulator – 3/8"

# NOTES

---

---

---

---

---

---

---

---

---

---

---

---

---

---

---

---

---

---

---

---

---

---

---

---

---


---

---

---









## GANTRY – DRIVER SIDE – BOOM TILT ASSEMBLY

<b>ID#</b>	<b>PART#</b>	<b>DESCRIPTION</b>
15.1	06767	Hose Track
15.2	22-801-4-BLU	3/8" Blue Push Lock Hose
15.3	06857	Rotary Actuator
15.4	06800 06803	1" Love Joy Spider
15.5	07824	1" Small Shaft – 31" – Driver's Side
15.6	06850	Pillow Block Bearing – 1"
15.7	06852-8	Kevlar Boom Belt, 8'
15.8	06605	Boom Pulley (AM002)
15.9	06820	Shaft Collar - Boom
15.10	06645-1	Bearing Pillow Block 1 1/8" - Nylon



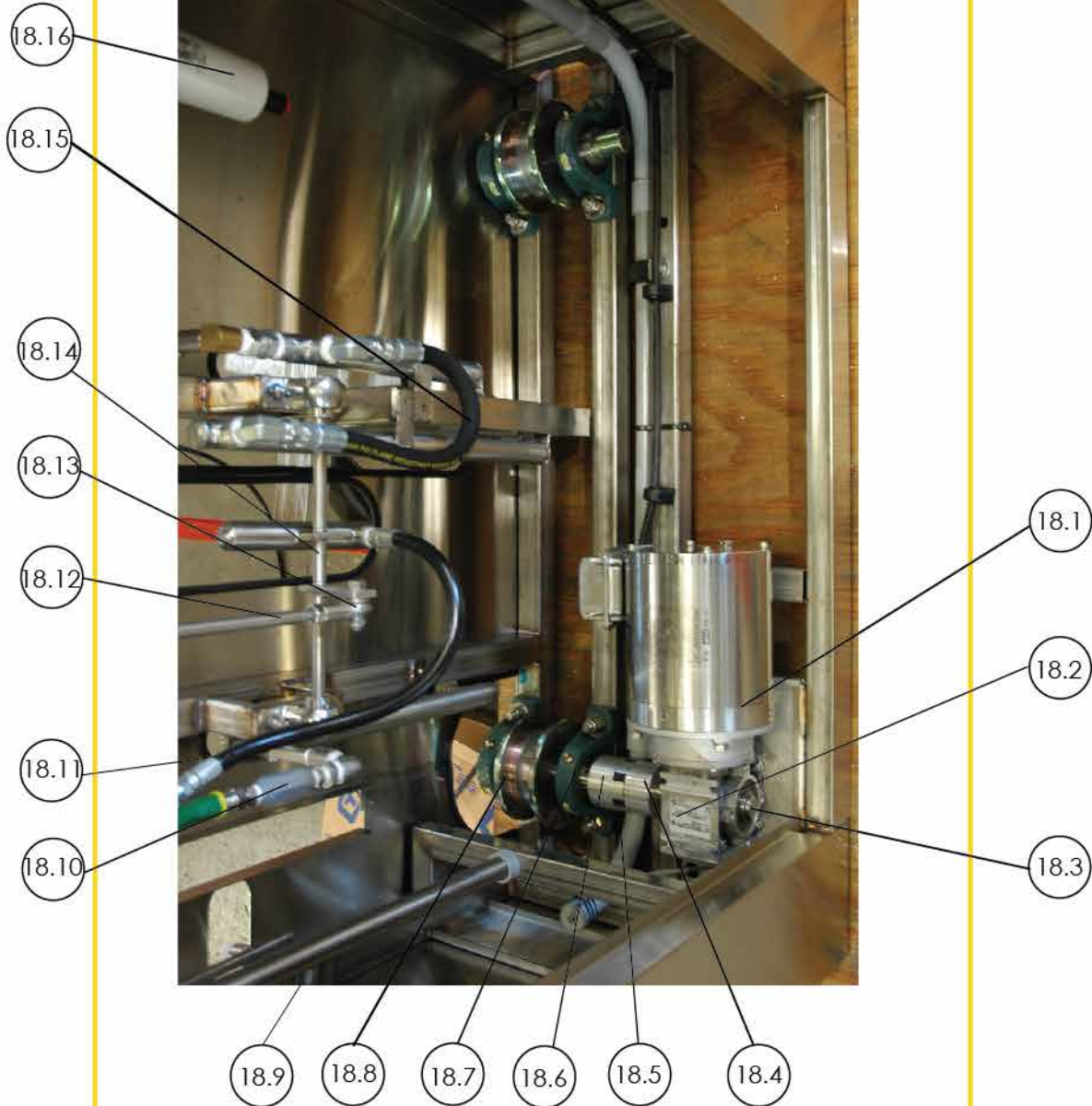
## GANTRY - DRIVER SIDE - OSCILLATING ASSEMBLY

ID#	PART#	DESCRIPTION
16.1	22-00007	Synflex 3/8" X 24" Hose
16.2	06838	Rod End - 7/16"
16.3	06767	Hose Track
16.4	55237	Oscillating Motor w/gear box
16.5	06838	Rod End - 7/16"
16.6	06500-OJC-STD	Oscillating Spray Bar - Upper
16.7	06647	Pillow Block Bearing 1/2" - Nylon
16.8	06563	<b>Nozzle</b> - Spot Free



GANTRY - SPRAY NOZZLES

ID#	PARTS#	DESCRIPTION
17.1	06567	PRE-SOAK S.S. GENERATOR
17.2	84288	Spray Tip 1/4" MEG - 0504
17.3	06500-OJC-SBD	Oscill Spray Bar (2 holes)
17.4	06851	VPS-120 P.B.
17.5	06563	Spray <b>Nozzle</b> - Spot Free - Side
17.6	A170-D	Zero Degree Panel (Spray Bar 20")




**ZERO DEGREE NOZZLE ROCKER PANEL ASSEMBLY**




## ZERO DEGREE NOZZLE ROCKER PANEL ASSEMBLY

<b>ID#</b>	<b>PART#</b>	<b>DESCRIPTION</b>
18.1	55230-4	Washdown Motor - Drive
18.2	55225-2	Washdown Gear Box 30:1
18.3	55303	Gear Box Shaft "6
18.4	06801	Love Joy – 7/8"
18.5	06803	Spider
18.6	06805	Love Joy - 1 1/4"
18.7	06851	Pillow Block Bearing – 1 1/4"
18.8	06500-W	Drive Wheel
18.9	06500-95"	Shaft Boom Guide
18.10	34025	Valve 1/4" Poly FXF
18.11	22-00007	Synflex 3/8" X 19" Hose
18.12	06500-OR-20	Oscillating Rod
18.13	H368354-SS	Rod End
18.14	06500-0JC-SBP	Bar, Oscill Spray, Pass Bottom
18.15	52017	Braided Wire Hose 1/2"
18.16	58091-1	Regulator 1/2" w/Autodrain




### TOP OF GANTRY – PRESOAK FOAMERS

<b>ID#</b>	<b>PART#</b>	<b>DESCRIPTION</b>
19.1	22-169P-6-4	3/8" Poly Tite X 1/4" Male 90
19.2	06567	Foam Generator
19.3	22-169P-6-4	3/8" Poly Tite X 1/4" Male 90
19.4	22-E-64-0500	3/8" Poly Tubing – Natural
19.5	34018	Check Valve, 1/4" Brass FXF




### BLOWER CONTROL BOX – TOP OF GANTRY

<b>ID#</b>	<b>PART#</b>	<b>DESCRIPTION</b>
20.1	40446-2	SS. Grounding Bar, 6 PT.
20.2	60064-1	Overload 9-45 amps
20.3	06992	Contactor 43 amp
20.4	06973	Omron Yaskawa Drive
20.5	06994	100 amp Main Disconnect Base Mount



## WATER WIZARD 2.0 WASH BOOM W/O COVER

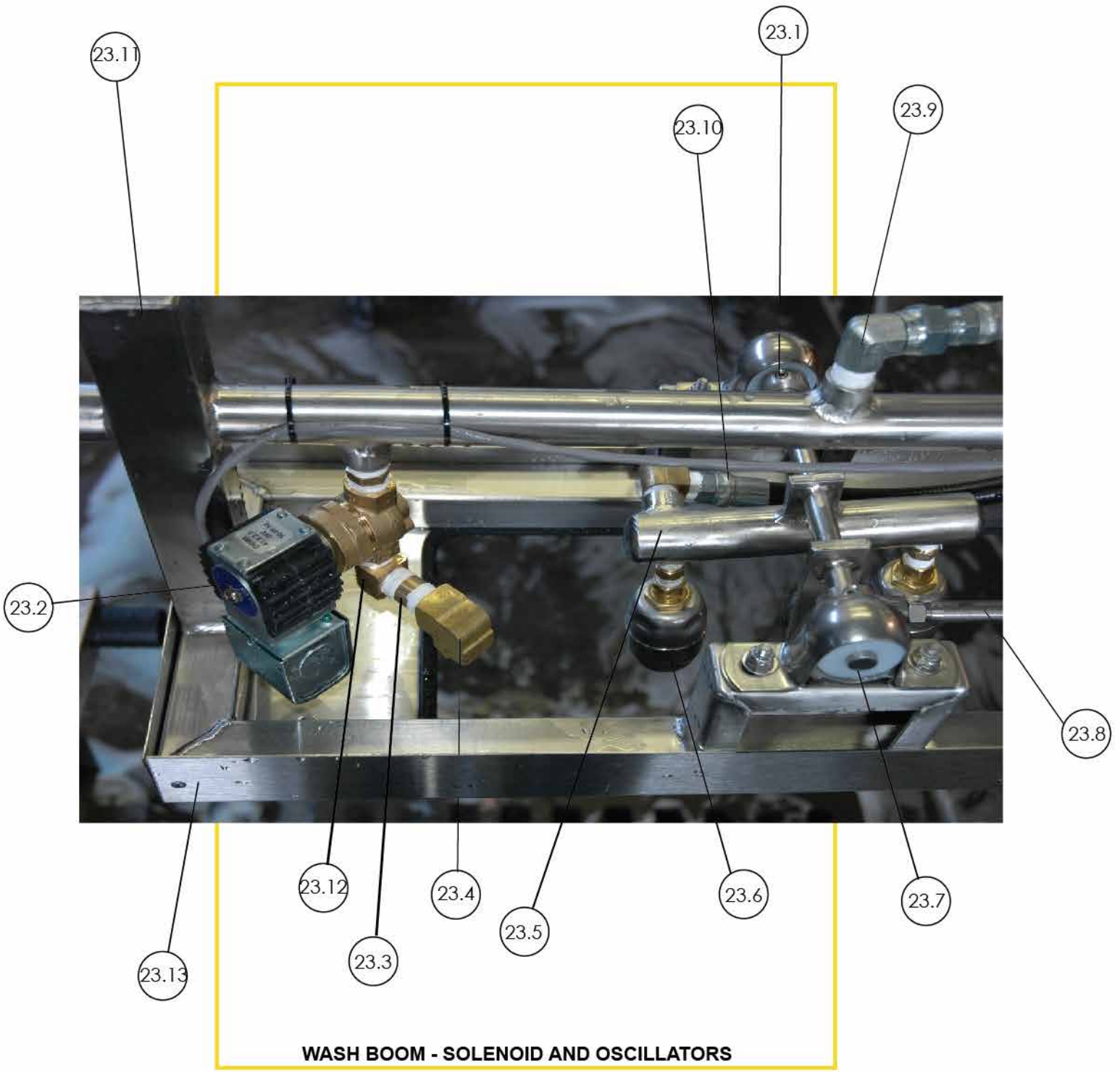
<b>ID#</b>	<b>PART#</b>	<b>DESCRIPTION</b>
21.1	22-00006	Synflex 3/8" X 19" Hose
21.2	55237	Oscillating Boom Motor
21.3	06679	Wash Boom Frame Only
21.4	06502-OR-13	Linkage 7/16" NF 13.75"
21.5	06647	Pillow Block Bearing - Nylon
21.6	84290-3-5	Zero Degree Nozzle
21.7	06838	7/16" Rod Ends
21.8	06626-1	PROX SWITCH w/Hardwire 18MM
21.9	06679	Wash Boom Frame Only





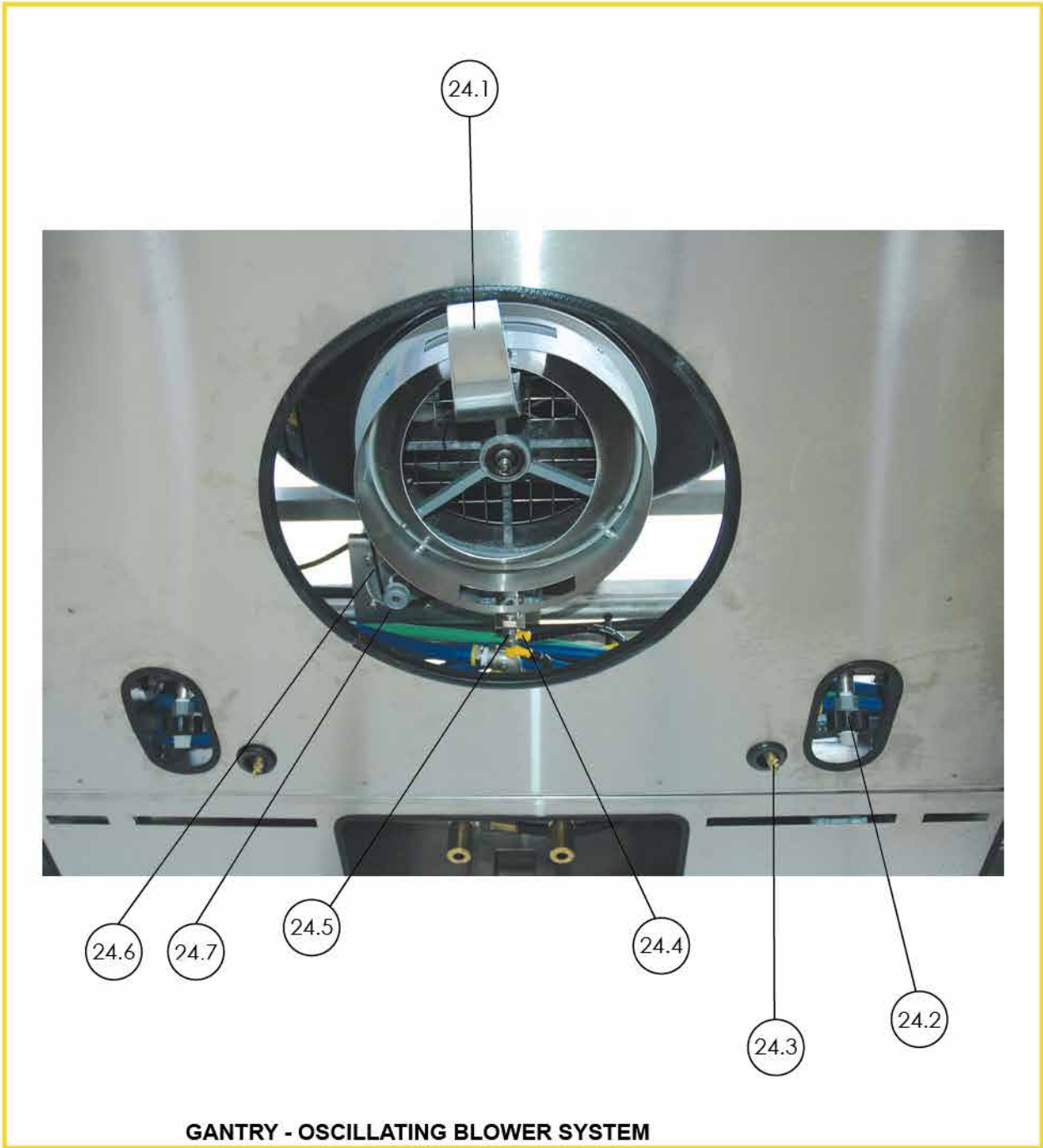
## WASH BOOM OSCILLATING ASSEMBLY

ID#	PART#	DE S C R I P T I O N
22.1	06626- 1	Low Pressure Hot Wax PVC
22.2	55237	Synflex 3/8" X 19" Hose Pillow
22.3	H368354	Block Bearing - Nylon Oscillator
22.4	6501-OML	OSCILLATOR MOTOR LEVER
22.5	06500-OR- 14	Rod, Oscillating, Boom, 14"
22.6	06500-OJC-BM	3/8" M X 3/8" F SW 90 Deg. 3/8"
22.7	06647	1/2" P.B.
22.8	84290- 3.5	Blast-Tec Zero Degree Nozzles w/1/4" Fem NPT, 3.5GPM
22.9	06500-OR-29	Rod, Oscillating Boom, 29 1/2"
22.10	22-00006	Synflex Hose 3/8" x 19"
22.11	07850-2	Wash Boom, Safety Trigger, Top
22.12	07850-1	Wash Boom, Safety Trigger, Btm
22.13	07850-4	Safety Trigger, MT Bracket, Btm
22.14	06650	Skin, WW, lower wash boom



## WASH BOOM – SOLENOID AND OSCILLATORS

<b>ID#</b>	<b>PART#</b>	<b>DESCRIPTION</b>
23.1	06825	1/2" Red Hose
23.2	31020	Dema Valve 453P
23.3	22-215PNL-6-15	Long Pipe Nipple
23.4	22-2200P-6-6	Brass 90 Pipe Elbow
23.5	06500-OJC-BD	OSCILLATING BAR, BOOM DRIVER
23.6	84290-3.5	Blast-Tec Zero Degree Nozzles w/1/4" Fem NPT, 3.5GPM
23.7	06647	1/2" P.B.
23.8	06500-OR-29	Rod, Oscillating Boom, 29 1/2"
23.9	22-2107-6-6	Male x Female Pipe Swivel 90
23.10	22-00006	Synflex Hose 3/8" x 19"
23.11	06500-BFL	Wash Boom Frame - Long
23.12	22-2202P-6-6	Pipe Street Elbow 90 HD
23.13	06650	Skin, WW, lower wash boom



**GANTRY - OSCILLATING BLOWER SYSTEM**

## GANTRY – OSCILLATING BLOWER SYSTEM

<b>ID#</b>	<b>PART#</b>	<b>DESCRIPTION</b>
24.1	06614	Air Scoop
24.2	06561 06562	Tip Assembly - Presoak - Top Boom
24.3	06589	Spot Free Tip - Spiral Cone
24.4	06650-6	Prox Cable
24.5	06626	Prox
24.6	18240	Blower Oscillating Belt
24.7	55239-L	Blower Oscillating Motor



**GANTRY PANEL DOORS (BOTH SIDES)**

### GANTRY PANEL DOOR (BOTH SIDES)


<b>ID#</b>	<b>PART#</b>	<b>DESCRIPTION</b>
25.1	06670	Access Door – Top (A118)
25.2	06669	Access Door – Bottom (A117)





## HEIGHT ADJUSTMENT / CONTOURING EYES – DRIVER'S SIDE


<b>ID#</b>	<b>PART#</b>	<b>DESCRIPTION</b>
26.1	06693-D	Eye Frequency Termination Box
26.2	06742-1	Transmitter Eye - Measurement
26.3	06742-1	Transmitter Eye - Contouring



## HEIGHT ADJUSTMENT / CONTOURING EYES – PASSENGER’S SIDE

<b>ID#</b>	<b>PART#</b>	<b>DESCRIPTION</b>
27.1	06715	Eye Cable, 4 meter
27.2	06741-1	Receiver Eye
27.3	06741-1	Receiver Eye






For more information on the Water Wizard 2.0 and other car wash equipment and parts manufactured by Coleman Hanna Carwash Systems, LLC., please contact us at:

1.800.999.9878  
5842 W. 34th Street  
Houston, Texas 77092  
[www.colemanhanna.com](http://www.colemanhanna.com)

Parts Department Direct Line:  
1.866.927.4229  
Fax: 713.590.6652

WATER WIZARD 2.0 parts manual



AN O'HANRAHAN COLEMAN COMPANY

[www.colemanhanna.com](http://www.colemanhanna.com)

1.800.999.9878  
5842 w. 34th street  
houston, tx 77092

parts department  
1.866.927.4229  
713.590.6652.fax