

IT'S AS EASY AS...
1, 2, 3!

1 Dilute your drugs

2 Dip your strip

3 Count the lines

DILUTE YOUR DRUGS:

Is your drug already a powder? If so, mix it up! If not, crush it into a powder, then mix it up!

Test at least 10mg of your drug. Mix it thoroughly with 2ml of water per scoop.


2


DIP YOUR STRIP


in your dilution for 15 seconds, then set it on a flat surface for 3 minutes. After 3 minutes, check those results!

3

COUNT THE LINES:

One single pink line is a positive result, trash it! 

2 pink lines is a negative result, just be safe! 

 **No lines** is an invalid result, test again with a new strip!

?!

GOT A SYRINGE?

Prep your shot and set it aside. Add 1ml of water to your spoon. Dip the strip in it for 15 seconds, wait 3 minutes, and then follow **step 3**.

REMEMBER:

Always
carry Naloxone
and never
use alone!

FAQ:

Where can I find more detailed instructions?

The best step-by-step instructions for your drug type are found by scanning the QR Code on your test strip.

How do I know how much 10mg is?

Your kit includes a micro-scoop. Estimating a flat scoop of that to be 10mg is a safe bet.

How do I know how much water to add?

The pipette included in your kit is 4ml when full. Generally, for every micro-scoop it's a safe bet to add 2ml of water (half a pipette).

How much should I test?

The real answer? Your whole batch! Not gonna happen? Then your whole dose! Still a no? Ok, just test something, please!

Remember, Fentanyl is not dispersed evenly!