

DSG USA PITCH DECK

A Partnership Between Bently Kantor & Co, and DSG Group

Presented by S Gervin Nyemah



BENTLEY KANTOR & CO.



INTRO TO DSG GROUP

- From New Zealand to global:
 - Blockchain powered securities platform with operations in NZ, Australia, Singapore, (Vietnam and UAE launching in 2025)
 - Specialises in alternative investments (unlisted equities, real estate, and commodities) tokenisation as a service, and institutional-grade financial services.
- Vision: Lead the mainstream migration of investments on-chain, transforming the future of global capital markets.
- Mission: DSG is unlocking the future of finance with innovative on-chain investment solutions, prioritising education, trust, and continuous innovation.

PROBLEM - BARRIERS TO LIQUIDITY IN ALTERNATIVE INVESTMENTS

- Core Challenges:
 - Illiquid Assets: Unlisted equities, real estate, and commodities are hard to trade.
 - Fragmented Markets: US investors lack a single platform for alternatives.
 - Cross-Border Gaps: Limited global access to high-value opportunities

SOLUTION - DSG PLATFORM

- Tokenisation-as-a-Service to help issuers create, sell, and service tokenised assets (digital shares, digital bonds, etc):
 - Unlisted Equities: Enable seamless trading of tokenised shares in private companies.
 - Real Estate: Offer fractional ownership of high-value properties with liquid secondary markets.
 - Commodities: Simplify access to tokenised metals, energy, and other tangible assets.
- Marketplace/Exchange for primary offering and secondary trading (pending licencing).
- KYC/AML services to be able to ensure eligibility.

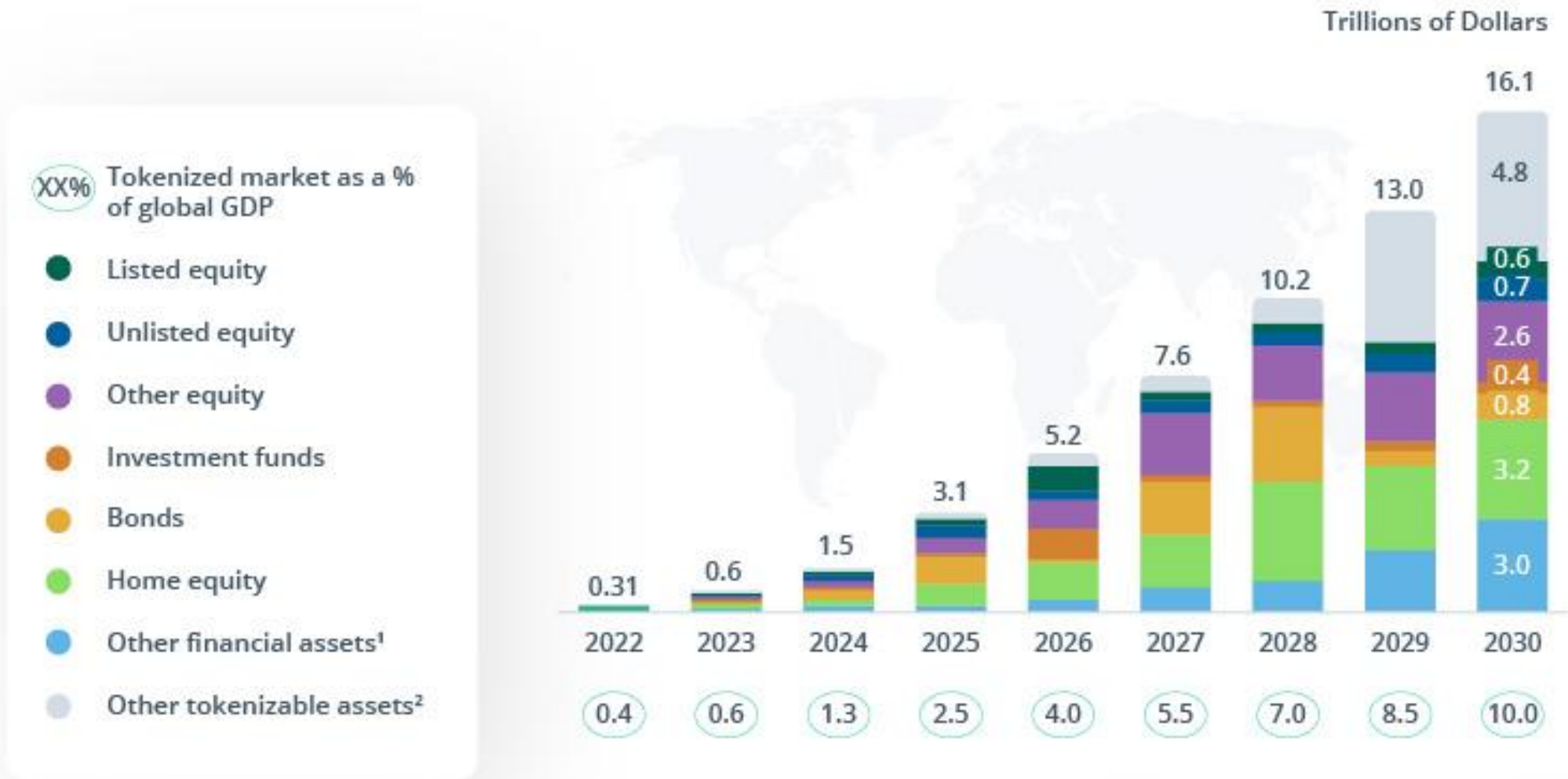
SOLUTION - DSG PLATFORM

- Immediate scalability backed by a network active in New Zealand, Australia, Singapore, and Vietnam.
- DSG's Unique Strategy = Global Connectivity
 - For Issuers: Expand distribution with access to DSG's global investor base.
 - For Investors: Unlock unique cross-border opportunities and diversify portfolios globally.
 - AI-Powered Efficiency: Smart tools for asset discovery, valuation, and portfolio optimisation tailored to investor needs. (coming in 2025)

WHY NOW - THE TIMING ADVANTAGE

- Market Drivers:
 - Alternative Assets Growth: \$30 trillion+ market globally by 2030.
 - Tokenisation Evolution: Blockchain enables liquidity in illiquid asset classes.
 - Regulatory Progress: US frameworks are evolving for tokenised securities.
- DSG's Edge:
 - Established success in Asia-Pacific markets provides a blueprint for US growth.

MARKET OPPORTUNITY



Total tokenized market to be
10% of global GDP by 2030

MARKET OPPORTUNITY



COMPETITION

Competitor	Focus Area	Limitations	DSG USA Differentiator
Carta	Cap table management, private equity	No tokenised liquidity or cross-border capabilities.	Focused on secondary liquidity for unlisted equities with global distribution.
Fundrise	Real estate crowdfunding	Limited to US real estate, no multi-asset offerings.	Multi-asset platform covering real estate, equities, and commodities.
Securitize	Tokenised securities issuance	Issuer-centric, lacks strong investor-side tools.	Combines issuer onboarding with investor discovery and global access.
Oasis Pro	Digital securities trading platform	Crypto-first approach, limited to digital securities.	A holistic marketplace blending alternatives (real estate, commodities) and crypto.

2025 ROADMAP

- January 2025: Entity registration and formation of the DSG USA joint venture.
- February 2025: Begin securing regulatory approvals and establishing compliance frameworks.
- March 2025: Alpha testing of the DSG USA platform with internal users.
- April 2025: Beta testing with select issuers and investors.
- May 2025: Soft launch for early adopters and partners.
- June 2025: Launch event and official market entry.

Event Presence:

- Digital Assets Week USA (Oct, location TBC) : Engage with top fintech and digital asset leaders.
- Digital Assets Summit USA (Sep, New York): Showcase DSG USA and connect with institutional investors.

DSG USA - THE JOINT VENTURE

Leverages DSG Group's brand, tech stack, and operational expertise.

- Structure:
 - Joint venture with DSG Group holding 30% equity in DSG USA.
 - Licenses DSG Group's brand and proprietary tech stack.
- Strategic Benefits:
 - Cost Efficiency: Proven infrastructure minimises time to market.
 - Global Distribution: DSG USA issuers access DSG's Asia-Pacific network.
 - Exclusive Opportunities: US investors tap into global offerings.

BUSINESS MODEL

- Revenue Streams:
 - Tokenisation Fees/Subscriptions: Revenue from onboarding new assets, ongoing managing registry etc.
 - Transaction Fees: 30-100 basis points on tokenised trades.
 - Subscription Fees: Premium AI tools for portfolio management (Future)
- SaaS profit margins (almost zero marginal cost)

LEADERSHIP

S. Gervin Nyemah:

- Transaction advisor with deep expertise in real estate and cybersecurity.
- Former Chief Compliance Officer, with advanced credentials in programme management and blockchain.

Ryan Johnson-Hunt:

- Blockchain and fintech leader with expertise in tokenisation and cross-border regulation.
- Co-Founder and CEO of DSG Group, driving innovation in digital securities

THE ASK

Investment Opportunity:

- Raising \$2M USD for 20% equity in DSG USA.
- Use of Funds:
 - Secure US licensing.
 - Deploy DSG's tech stack and platform locally.
 - Build a robust operational team and marketing effort.
- Why Invest?
 - Clear path to optimising liquidity in US alternative investments.
 - Immediate scalability through DSG Group's infrastructure.
 - Strong upside potential with excellent tailwinds with incoming Govt pro-blockchain.

SCREENSHOTS OF LIVE PLATFORM

Investor UI

Sign in

Don't have an account? [Create your account](#)

E-mail

ryan@johnsonandhunt.com

Password

.....

Show password

Sign in →

[Forgot my password](#)

Investor UI

The screenshot displays a web interface for an investor's portfolio. On the left is a navigation sidebar with options: Invest, Portfolio (selected), Orders, and Buy/Sell. The main content area is titled 'Portfolio' and includes tabs for Holdings, Transfer requests, and Transactions. The Holdings tab is active, showing a table with two rows of token holdings. Each row includes an eye icon, an 'Invest' button, a 'Transfer' button, the token name and amount, valuation per token, total valuation, token type, wallet address, and 'Block | Unblock' controls.

Actions	Balance	Valuation Per Token	Valuation	Type	Wallet	Block Unblock
Invest Transfer	DSG 500,000	NZ\$4.78	NZ\$2,390,000.00	EQUITY	0x0d5Ed24E47655... 9d0	🔒 0 🔓 500,0...
Invest	SFV 0	A\$10.00	A\$0.00	EQUITY	0x0d5Ed24E47655... 9d0	🔒 0 🔓 0


Investor UI

The screenshot displays an investor interface with a sidebar on the left and three main offering cards. The sidebar includes a menu icon, the DSG logo, and navigation options: Invest, Portfolio, Orders, and Buy/Sell. The top right corner shows a user profile icon. The three offering cards are:

- DSG Equity offering:** Status: Open, Token holder. Token price: NZ\$5, Start date: 19 Aug 2024, End date: 15 Nov 2024, Min. investment: NZ\$5,000.
- Zeddiani Short-term Racehorse Ownership:** Status: Closed, Not qualified. Start date: 25 Sept 2024, End date: 31 Oct 2024.
- Sustainable Fashion Ventures Equity offering:** Status: Open, Qualified. Token price: A\$10, Start date: 1 Nov 2024, End date: 31 Jan 2025, Min. investment: A\$10.

Each card includes a 'Details' button at the bottom.

Investor UI


👤

Invest SFV SFV Ltd Equity


Portfolio Overview Documents Token details

Orders Buy/Sell

Team



Dave Connolly
Executive Director



Jonathan Duncan
DSG Nominated Advisor (WGC-TBK Capital)

Documents

📄 171555783416_Executive Summary	205.64 kB	↓
📄 1715744834126_Pitch Deck SFV (1)	1356.55 kB	↓

Token details

Token address	Token symbol	Token status
---------------	--------------	--------------

Your balance

SFV 0 🗑️

Qualification

📄 Qualified

Price per token ⓘ	A\$10.00
Valuation per token ⓘ	A\$10.00

Congratulations! You are qualified to invest in this offering. Click Invest to create your subscription order.

[Invest](#)

Start date	End date
1 Nov 2024	31 Jan 2025
Offering status	Accepted currencies
Open	NZD, EUR, AUD, USD, GBP
Min. investment	Max. investment
A\$10	A\$5,000,000
Soft cap	Hard cap
-	A\$5,000,000
Allowed countries	Jurisdiction
6 countries	Australia

Investor UI



SFV

SFV Ltd Equity

✓ Qualification

⊖ Create subscription order

○ Payment

Create subscription order

I want to pay with:

A\$ AUD

My intended net investment is:

10000

AUD

You get

SFV 1,000



You pay

A\$10,030.00

Confirm order →

Number of tokens	SFV 1,000
Price per token	A\$10.00
Net investment	A\$10,000.00
Fee ⓘ	A\$30.00
Amount to pay	A\$10,030.00

Allowed countries

6 countries

Jurisdiction

Australia

A\$10.00

Agent UI

The screenshot displays the Agent UI for the SFV token. The interface includes a sidebar with navigation options: Dashboard (selected), Token, Investors, Primary Market, and Secondary Market. The main content area shows the token details for SFV (SFV Ltd Equity), including its address, status (Active), and valuation (1 SFV = A\$10.00). Key metrics are presented in three cards: Circulating supply (500 tokens, A\$5,000.00), Total unblocked (500 tokens, A\$5,000.00), and Total blocked (0 tokens, A\$0.00). Below these are charts for 'Investors by type' (a donut chart) and 'Investors by country of residence' (a horizontal bar chart showing 5 investors from New Zealand and 1 from Australia). An Assistance Hub button is located in the bottom left corner.

0xC1d... Ee5 | Agent

SFV
SFV Ltd Equity

Token actions →

Token Address 0x4d931512a34dF4CefF60a89FCCa88727ff7E1536

Status Active Pause token

Valuation 1 SFV = A\$10.00 Set valuation

Circulating supply
500
A\$5,000.00

Total unblocked
500
A\$5,000.00

Total blocked
0
A\$0.00

Investors by type

Investors by country of residence

6 Investors

2 Country of residence

Investor list →

1. New Zealand 5

2. Australia 1

Assistance Hub

Polygon

Agent UI

T-DEY

SFV

Token actions

Select investors to mint, burn, block, unblock or force transfer

Filters

Status Investor

Tokenholder David Connolly

Qualified Nan

Qualified Step

Qualified Alex

Qualified Ryan

Qualified Ryan

1 investors selected

⊕ Mint ⊖ Burn 🔒 Block ⌚ Unblock ⇌ Force transfer

MINT ⊕ By quantity ▾

INVESTOR (1)	BALANCE		NEW BALANCE	
David Connolly	500 SFV 🔒 0 🟢 500	100 SFV	600 SFV 🔒 0 🟢 600	🗑️

Total tokens to mint
100 SFV

× Discard ⊕ Mint

Assistance Hub

Polygon

Agent UI

0xC1d... Ee5 | Agent

SFV

Dashboard

Token

Token actions

Agents

Transactions

Requests

Documents

Settings

Investors

Primary Market

Secondary Market

Assistance Hub

Polygon

Transactions

Filters Export CSV

Status	Type	Date And Time	Sender	Recipient	Amount	Sender Balance	Sender Block/Unl
Confirmed	Burn	6 Nov 2024, 13:20:03	David Connolly 0xd1B9198E47E... a7b		1	500	0
Confirmed	Mint	6 Nov 2024, 13:14:44		David Connolly 0xd1B9198E47E... a7b	500	0	0
Confirmed	Mint	3 Nov 2024, 00:17:02		David Connolly 0xd1B9198E47E... a7b	1	0	0
Confirmed	Unpaused	2 Nov 2024, 22:45:05	-	-	0	0	0

4 items | Items per page 50 | < Prev 1 Next >

Agent UI

The screenshot displays a web application interface for 'Agent UI'. The main content area is titled 'Position reports' and features a table with columns for 'Creation Date' and 'Generated By'. A modal dialog is open in the center, titled 'Create a position report', with a subtitle 'Choose a date and time'. The dialog contains two input fields: 'Report title' with the value 'Test Share Register' and 'Date and time' with the value '10/12/2024 00:00:00'. At the bottom of the dialog are 'Cancel' and 'Create' buttons. The background interface includes a sidebar with navigation items like 'Dashboard', 'Token', 'Investors', 'Investor list', 'Candidates', 'Position reports', 'Requests', 'Primary Market', and 'Secondary Market'. A top navigation bar shows 'SFV' and 'Agent'.

Creation Date	Generated By
6 Nov 2024, 13:26:29	agent@dsg.exchange

Agent UI

The screenshot displays the Agent UI interface. At the top right, there is a header with a wallet address "0xC1d... Ee5", a copy icon, and the name "Agent" next to a profile icon. On the left side, a sidebar menu contains several items: "Dashboard", "Token", "Investors", "Primary Market", "Secondary Market", "Billboard settings" (which is highlighted in purple), and "CEX". The main content area is titled "Billboard settings" and contains the following configuration options:

- Tradable**
Allow investors to trade tokens through the investor portal
- Currencies allowed to exchange with the token**
A dropdown menu currently showing "USDT".
- Expire offers after**
A text input field containing "90" followed by a "days" label.
- Publishable**
Allow aggregators to publish trade offers on bulletin boards

At the top right of the settings panel, there are two buttons: "Cancel" and "Save changes".

Agent UI

The screenshot displays the Agent UI interface. At the top, there is a navigation bar with a hamburger menu icon on the left, a user profile icon labeled 'Agent' on the right, and a token address '0xC1d... Ee5'. Below the navigation bar, a sidebar on the left contains a 'Projects' tab (highlighted in purple) and a 'Secondary Market' link. The main content area is titled 'Projects / Sustainable Fashion Ventures - Equity Offering' and includes a 'Next >' button. A vertical sidebar on the left lists navigation options: 'Overview' (selected with a purple dot), 'Offering details', 'Project highlights', 'Documents', and 'Team'. The main content area features a heading 'Overview' followed by a paragraph: 'Generate an overview of the project, linked to an existing token. It will be made visible to the investor prior to their investment.' Below this, the 'Token' section shows 'SFV Ltd Equity' with a circular icon. The 'Title *' field contains 'Sustainable Fashion Ventures - Equity Offering'. The 'Subtitle *' field contains 'The world's most sustainable and durable 100% Cotton Denims with global Direct to Consumer'. The 'Short description (used in the project preview card) *' field contains 'Australia's Denim Company - \$5,000,000 AUD raise' and 'Every day 50% of the global population wear Denim. In the last decade traditional Denim'. The 'Long description (used in the project page) *' field includes a rich text editor with a toolbar (Normal, Bold, Italic, Underline, Strikethrough, Quote, List) and the text 'Offering via Nominated Adviser: Wholesale Growth Capital - TRK Capital'.

0xC1d... Ee5 | Agent

Projects / Sustainable Fashion Ventures - Equity Offering

Next >

Projects

Secondary Market

- Overview
- Offering details
- Project highlights
- Documents
- Team

Overview

Generate an overview of the project, linked to an existing token. It will be made visible to the investor prior to their investment.

Token

SFV Ltd Equity

Title *

Sustainable Fashion Ventures - Equity Offering

Subtitle *

The world's most sustainable and durable 100% Cotton Denims with global Direct to Consumer

Short description (used in the project preview card) *

Australia's Denim Company - \$5,000,000 AUD raise

Every day 50% of the global population wear Denim. In the last decade traditional Denim

Long description (used in the project page) *

Normal **B** *I* U ~~S~~ ” ☰ ☷

Offering via Nominated Adviser: Wholesale Growth Capital - TRK Capital

Assistance Hub

Polygon