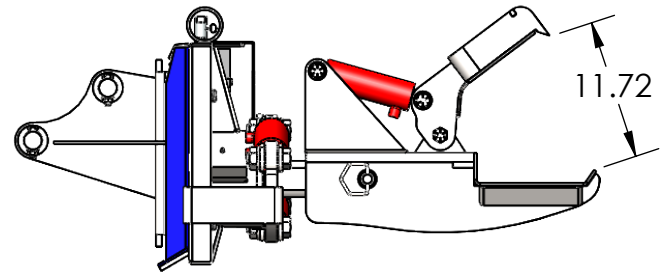
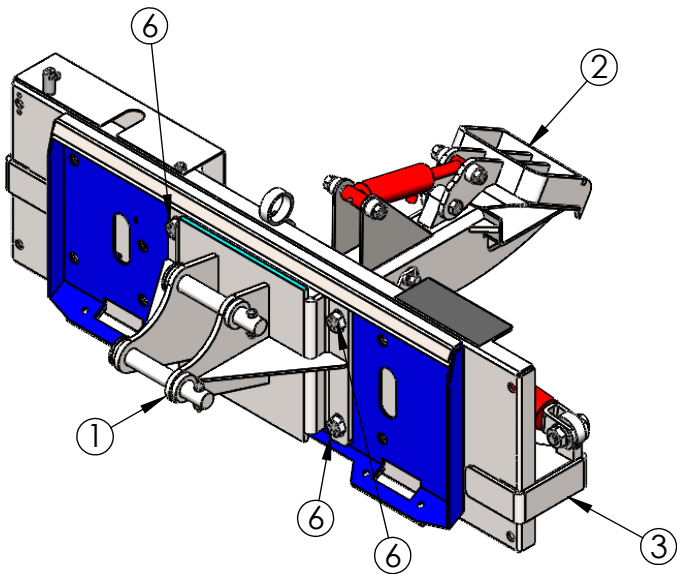
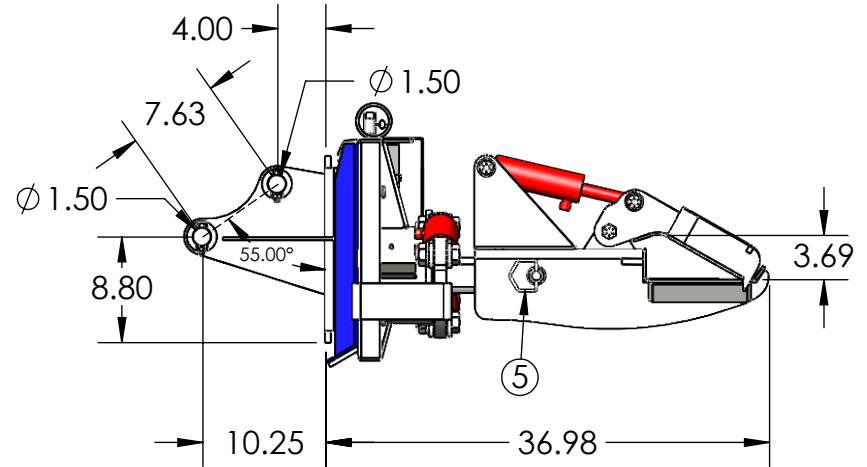
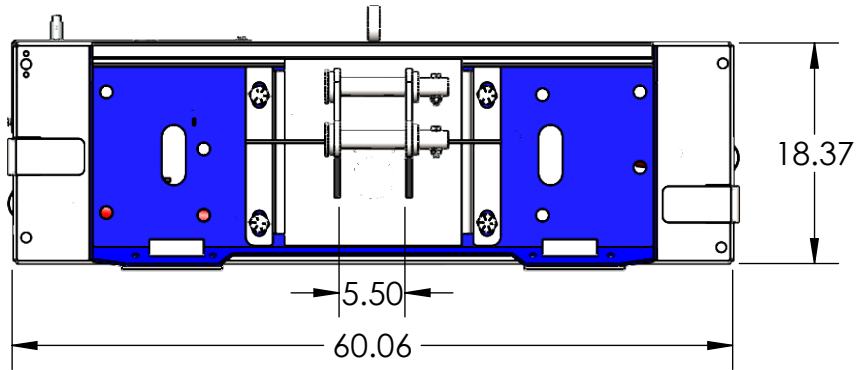


ITEM NO.	PART NUMBER	DESCRIPTION	QTY.
1	C304-01-004	CAT 304 MOUNT ON BUMP OUT PLATE WITH PINS	1
2	CLW-01-003	CLAW ASSEMBLY	1
3	EZ-01-0001	STANDARD BASE	1
4	FA0166995	1"-8 GRADE F ZINC FINISH STEEL FLANGE TOP LOCK NUT	4
5	FA11197-01206	3/4" DIA 6-1/4"L STEEL HITCH PIN	1
6	FA15465	1"-8 x 3" GRADE 8 YELLOW ZINC HEX CAP SCREW	4
7	HDW-00-0035	COTTER PIN FOR 3/4" PIN	1



UNLESS OTHERWISE SPECIFIED:

DIMENSIONS ARE IN INCHES
TOLERANCES:
FRACTIONAL \pm
ANGULAR: MACH \pm BEND \pm
TWO PLACE DECIMAL \pm
THREE PLACE DECIMAL \pm

INTERPRET GEOMETRIC
TOLERANCING PER:

MATERIAL

FINISH

DO NOT SCALE DRAWING

	NAME	DATE
DRAWN	BEVAN	8/30/2021
CHECKED		
ENG APPR.		
MFG APPR.		
Q.A.		
COMMENTS:		

EZ-SPOT-UR

TITLE:

CAT 304 MOUNT ON
STANDARD BASE

SIZE	DWG. NO.	REV
A	C304-01-005-E - CAT 304 MOUNT ON STANDARD BASE WITH UTILITY CLAW	

SCALE: 1:16 WEIGHT: 628.69 LBS SHEET 1 OF 1

PROPRIETARY AND CONFIDENTIAL

THE INFORMATION CONTAINED IN THIS
DRAWING IS THE SOLE PROPERTY OF
EZ-SPOT-UR. ANY REPRODUCTION IN PART
OR AS A WHOLE WITHOUT THE WRITTEN
PERMISSION OF EZ-SPOT-UR IS PROHIBITED.

NEXT ASSY

USED ON

APPLICATION

5

4

3

2

1