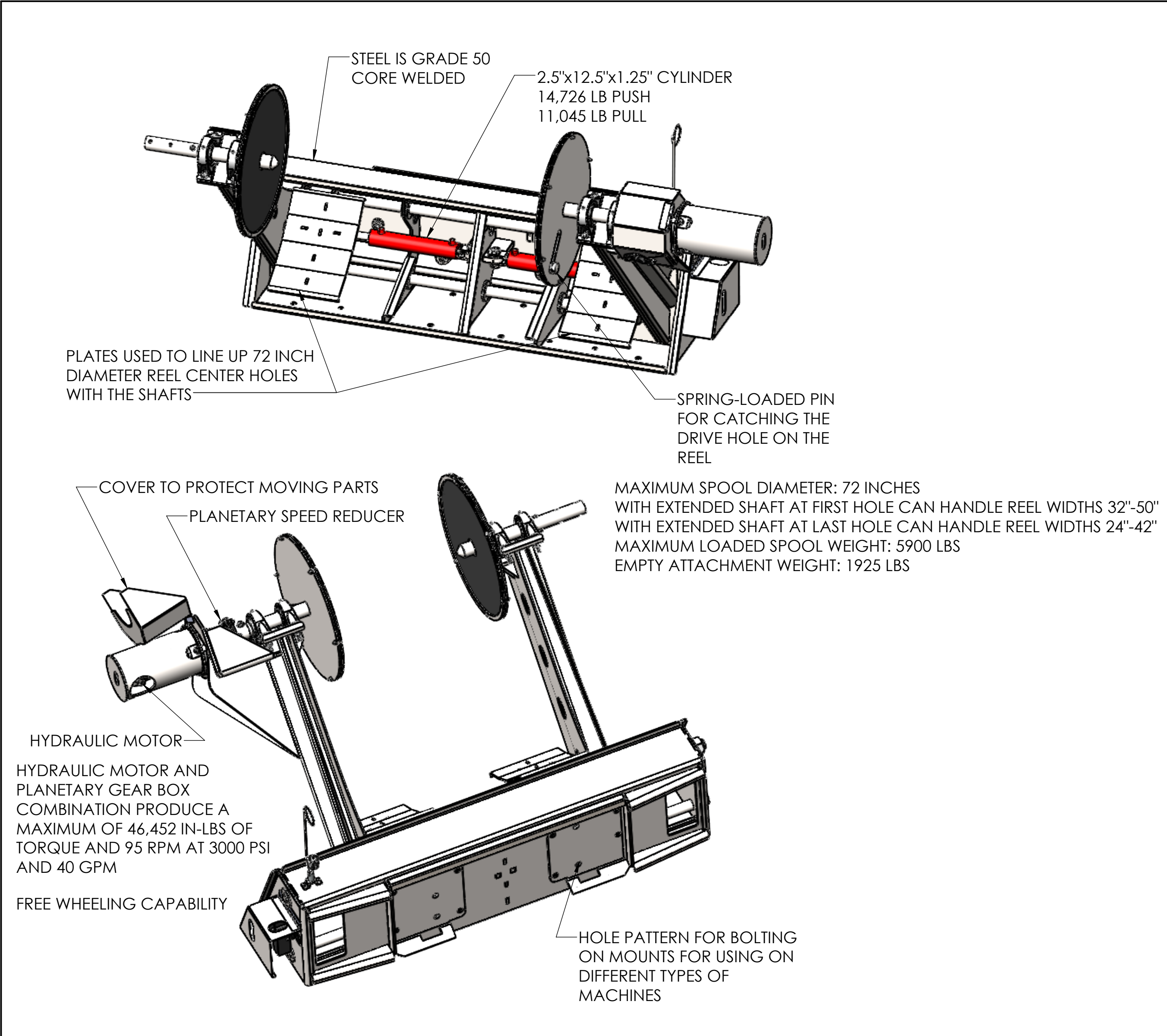


REVISIONS			
REV.	DESCRIPTION	DATE	APPROVED
A	UPDATED TORQUE & RPM FOR PARKER MOTOR (TORQUE WAS 37,908 IN-LBS & 10 RPM)	8/13/2020	BEVAN
B	CHANGED BACK TORQUE & RPM FOR CHARLYNN MOTOR (TORQUE WAS 40,836 IN-LBS & 29 RPM)	11/2/2020	BEVAN
C	UPDATED MOTOR FROM CHARLYNN PS-104-1035-004 TO PARKER DFPTG0475MS050BBBC. TORQUE CHANGED FROM 37,908 IN-LBS TO 72,280 IN-LBS. SPEED CHANGED FROM 10 RPM TO 61 RPM.	7/15/2021	BEVAN
D	CHANGED BACK TO CHARLYNN MOTOR. RECALCULATED SPEED AND TORQUE AT 40 GPM AND 3000 PSI. INSTEAD OF 23 GPM AND 3000 PSI.	7/21/2021	BEVAN



UNLESS OTHERWISE SPECIFIED:	NAME	DATE
DIMENSIONS ARE IN INCHES	DRAWN	BEVAN 10/4/2019
TOLERANCES:	CHECKED	
FRACTIONAL ±	ENG APPR.	
ANGULAR: MACH ± BEND ±	MFG APPR.	
TWO PLACE DECIMAL ±	Q.A.	
THREE PLACE DECIMAL ±	COMMENTS:	
INTERPRET GEOMETRIC TOLERANCING PER:		
MATERIAL		
FINISH		
DO NOT SCALE DRAWING		

PROPRIETARY AND CONFIDENTIAL

THE INFORMATION CONTAINED IN THIS DRAWING IS THE SOLE PROPERTY OF EZ-SPOT-UR. ANY REPRODUCTION IN PART OR AS A WHOLE WITHOUT THE WRITTEN PERMISSION OF EZ-SPOT-UR IS PROHIBITED.

APPLICATION	USED ON
NEXT ASSY	

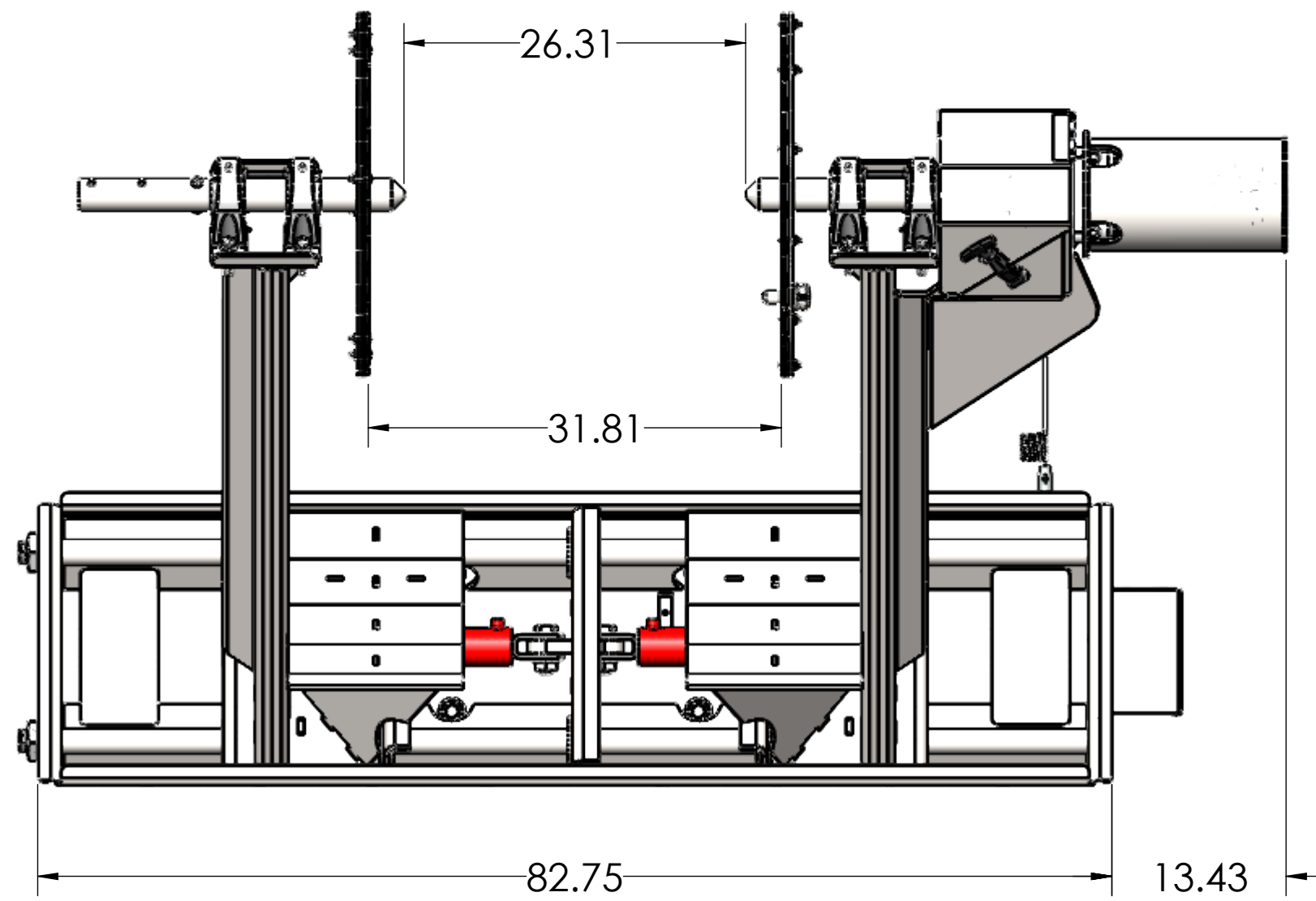
EZ-SPOT-UR

TITLE:
SPOOL REEL ASSEMBLY WITH PLANETARY DRIVE

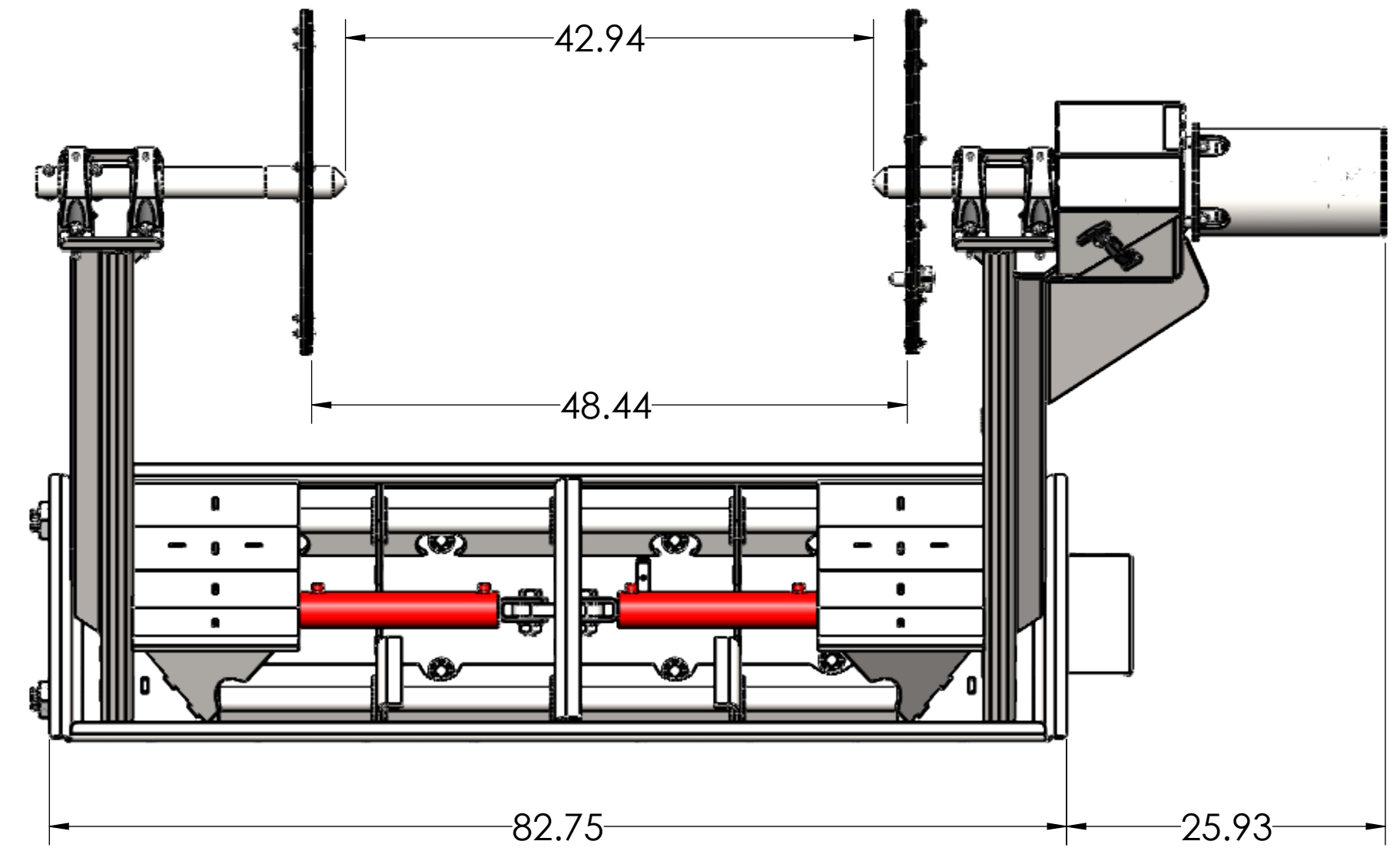
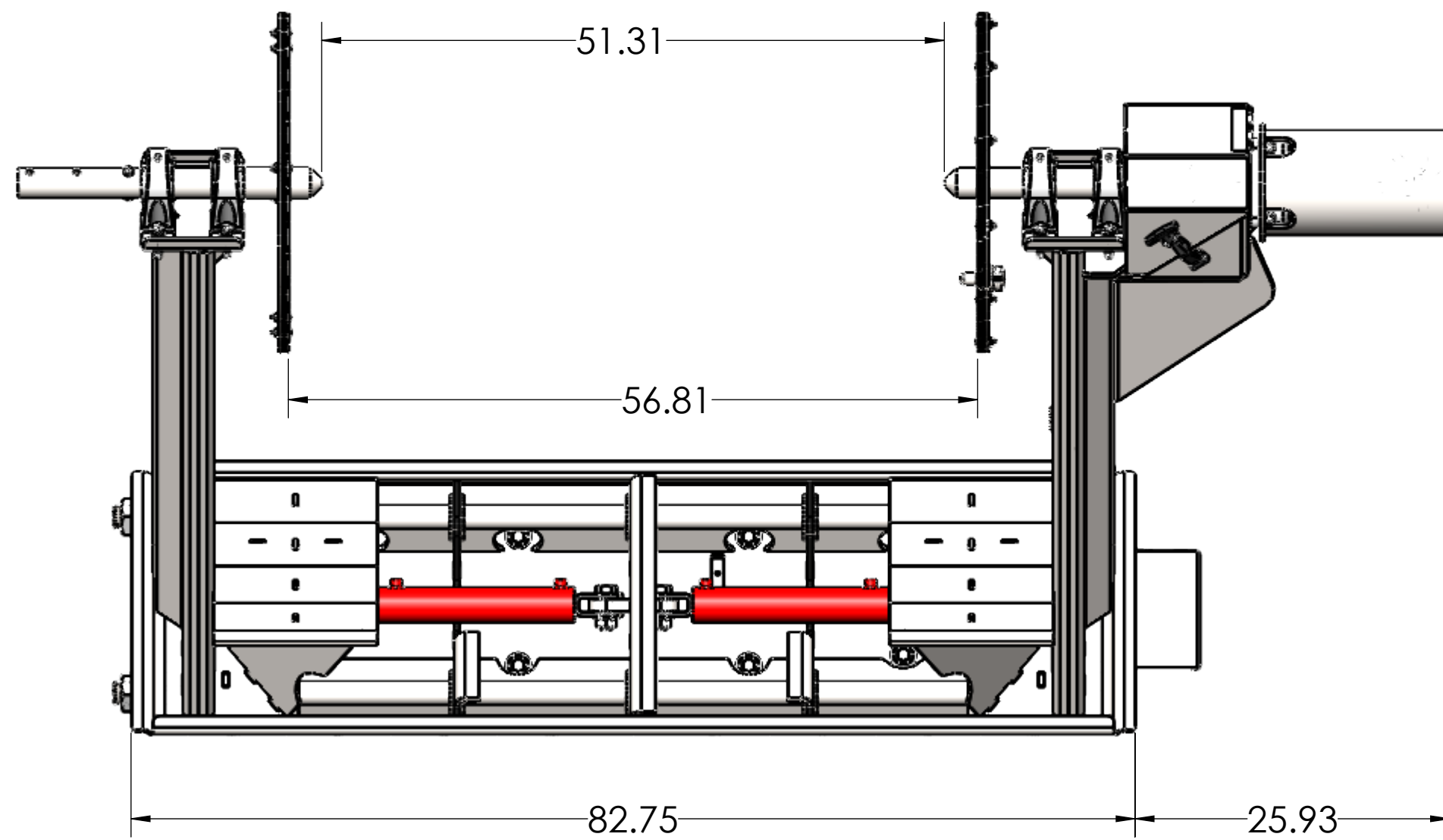
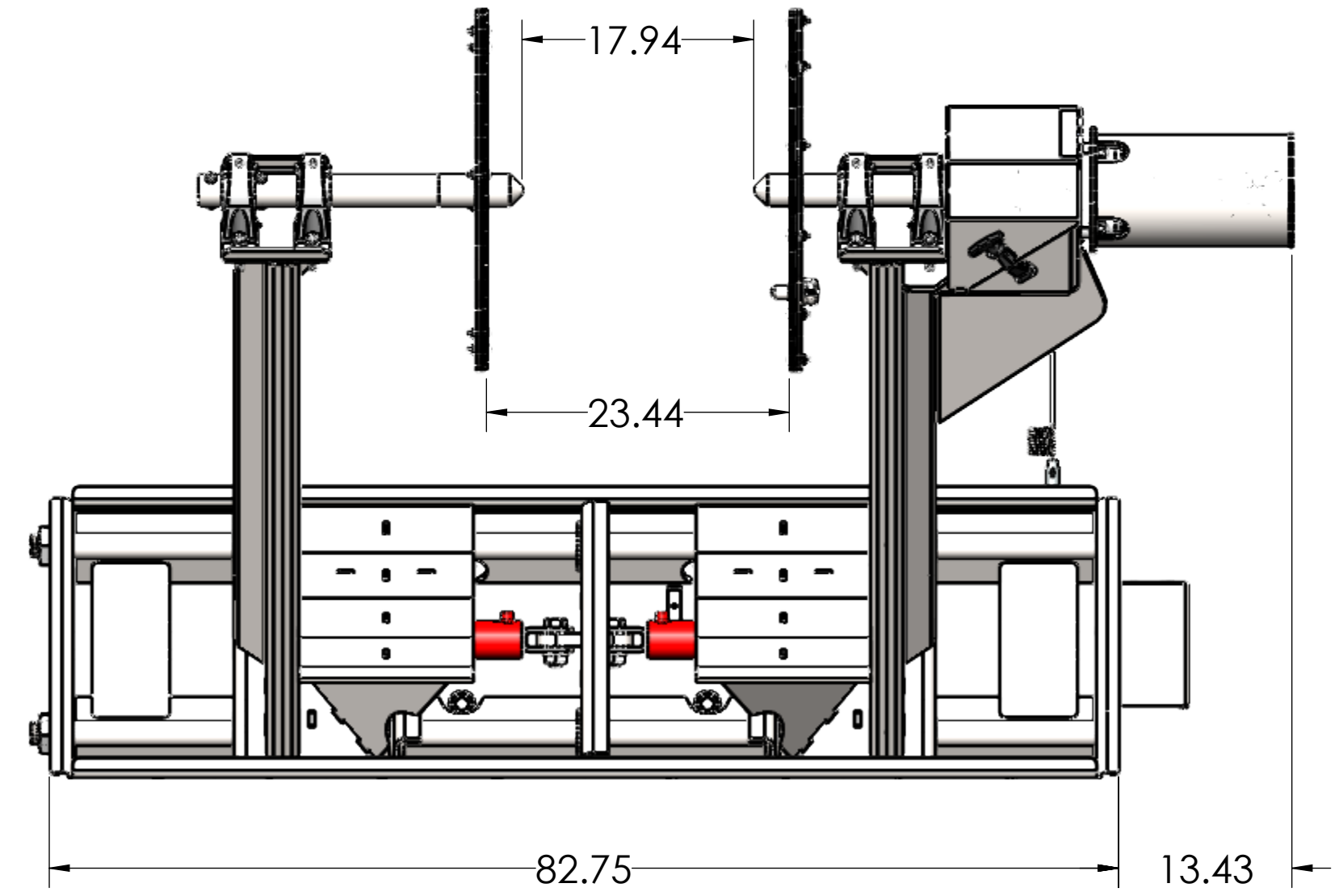
SIZE	DWG. NO.	REV
C	TUR-01-029 - WIRE REEL SPECS WITH EXTENDED SHAFT	D

SCALE: 1:15 WEIGHT: 1932.73 LBS SHEET 1 OF 2

EXTENDED SHAFT PINNED IN FIRST HOLE



EXTENDED SHAFT PINNED IN LAST HOLE



PROPRIETARY AND CONFIDENTIAL
 THE INFORMATION CONTAINED IN THIS DRAWING IS THE SOLE PROPERTY OF EZ-SPOT-UR. ANY REPRODUCTION IN PART OR AS A WHOLE WITHOUT THE WRITTEN PERMISSION OF EZ-SPOT-UR IS PROHIBITED.

UNLESS OTHERWISE SPECIFIED:		NAME	DATE
DIMENSIONS ARE IN INCHES		DRAWN	BEVAN 10/4/2019
TOLERANCES:		CHECKED	
FRACTIONAL ±		ENG APPR.	
ANGULAR: MACH ± BEND ±		MFG APPR.	
TWO PLACE DECIMAL ±		Q.A.	
THREE PLACE DECIMAL ±		COMMENTS:	
INTERPRET GEOMETRIC TOLERANCING PER:	FINISH		
MATERIAL	DO NOT SCALE DRAWING		
NEXT ASSY	USED ON		
APPLICATION			

EZ-SPOT-UR		
TITLE: SPOOL REEL ASSEMBLY WITH PLANETARY DRIVE		
SIZE C	DWG. NO. TUR-01-029 - WIRE REEL SPECS WITH EXTENDED SHAFT	REV D
SCALE: 1:12, WEIGHT: 1932.73 LBS SHEET 2 OF 2		