
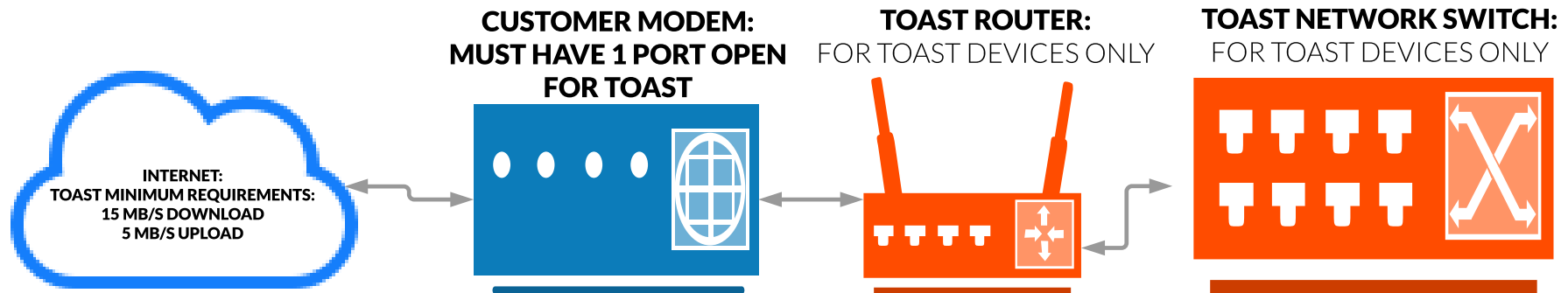


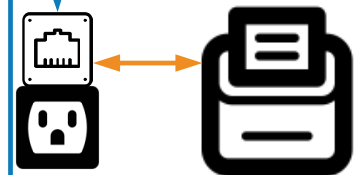
# TOAST NETWORK DIAGRAM








## NETWORKING AREA



**WIRELESS ACCESS POINT**



### LEGEND:

-  WALL MOUNTED FEMALE RJ-45 JACK
-  STANDARD POWER RECEPTACLE with a 120v ground circuit
-  CAT5e / CAT6 ETHERNET CABLING (RUN BY CUSTOMER)
-  PATCH CABLE (PROVIDED BY TOAST)
-  WIFI DEVICE - NO CABLING REQUIRED

Remember, Toast *does not* provide mounting, cabling, or any form of drilling services, and the cost for those services is not reflected in any Toast quote. Please be aware that failure to follow the instructions outlined here could incur [additional fees](#).