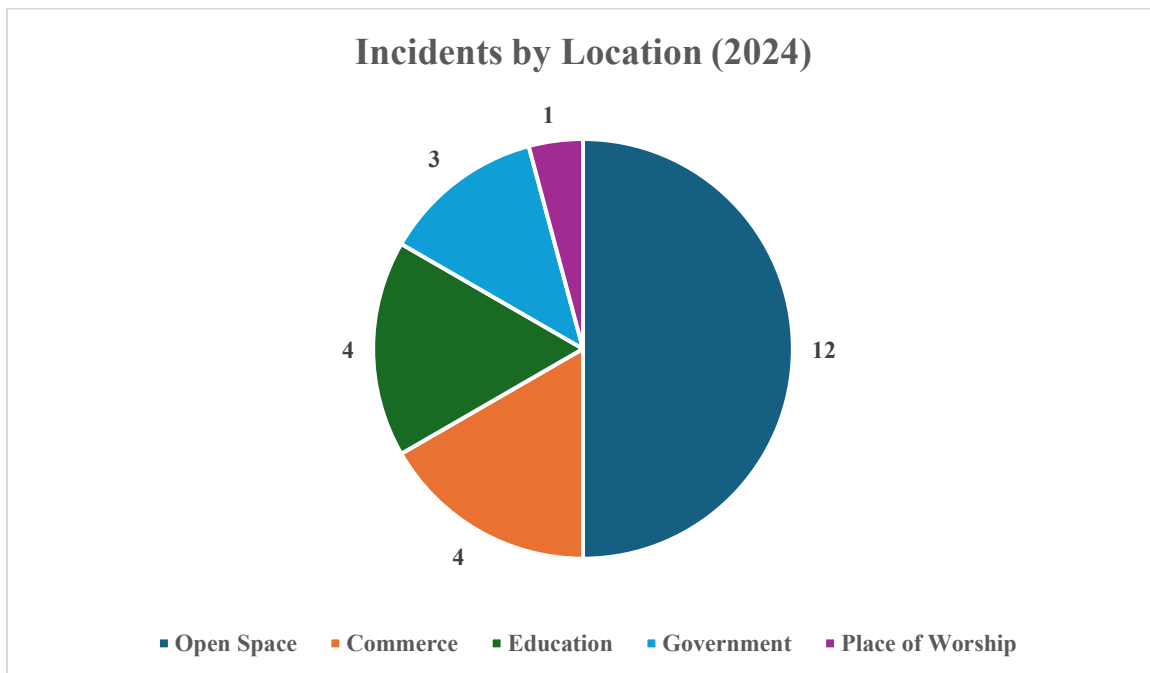


## **FBI 2024 Active Shooter Report**

### **Summary:**

- In total there were 24 active shooter incidents in 2024
  - This was a 50% decrease from 2023 (48 incidents)
- Of these 24 incidents there were 106 casualties (23 killed and 83 wounded)
  - This was a 57% decrease from 2023 (244 casualties)
- These incidents occurred in 19 different states
  - The state with the highest number of incidents was Texas (4), then California and North Carolina (2 respectively)
- The month with the highest number of incidents was June (5). Followed by September (4)
- At least 1 incident occurred every day of the week with Monday having the highest number (7)
- Incidents were most likely to occur between 6:00am-11:59am
- There was a total of 5 different types of locations in which incidents occurred
  - 12 in open space
  - 4 in commerce
  - 4 in education
  - 3 in government
  - 1 in a place of worship

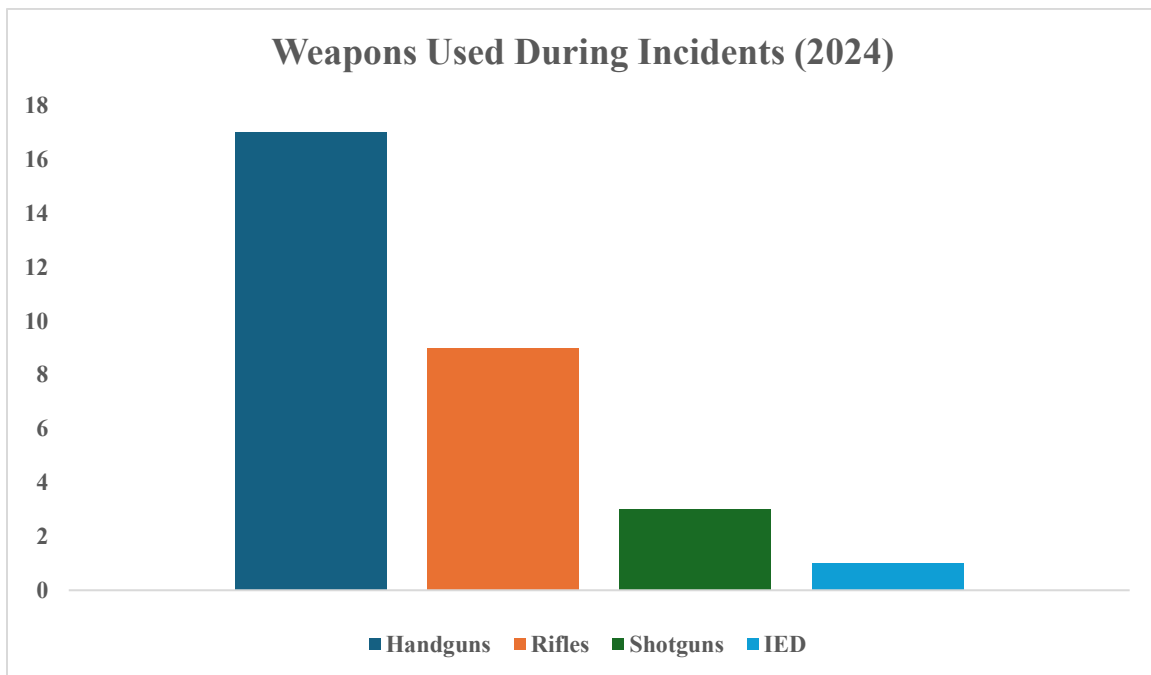


### **Casualty Data:**

- The incident with the highest number of casualties contained 14 (4 killed, 10 wounded)
- In 2 incidents there were no casualties
- 3 incidents met the definition of a mass killing
- Out of all 24 incidents, 6 involved law enforcement engagement with gunfire, which resulted in 1 killed and 5 wounded

#### Shooter Data:

- Only 1 incident involved 2 shooters
- 22 of the shooters (88%) were male and 3 (12%) were female
- The ages of the shooters ranged between 17-73, with 39 being the average
- In 5 of the incidents there was a connection between the shooter and location and/or victims which met the definition of an insider threat
- A total of 29 firearms were used
  - 17 handguns
  - 9 rifles
  - 3 shotguns
- In 1 incident the shooter attempted to use an IED

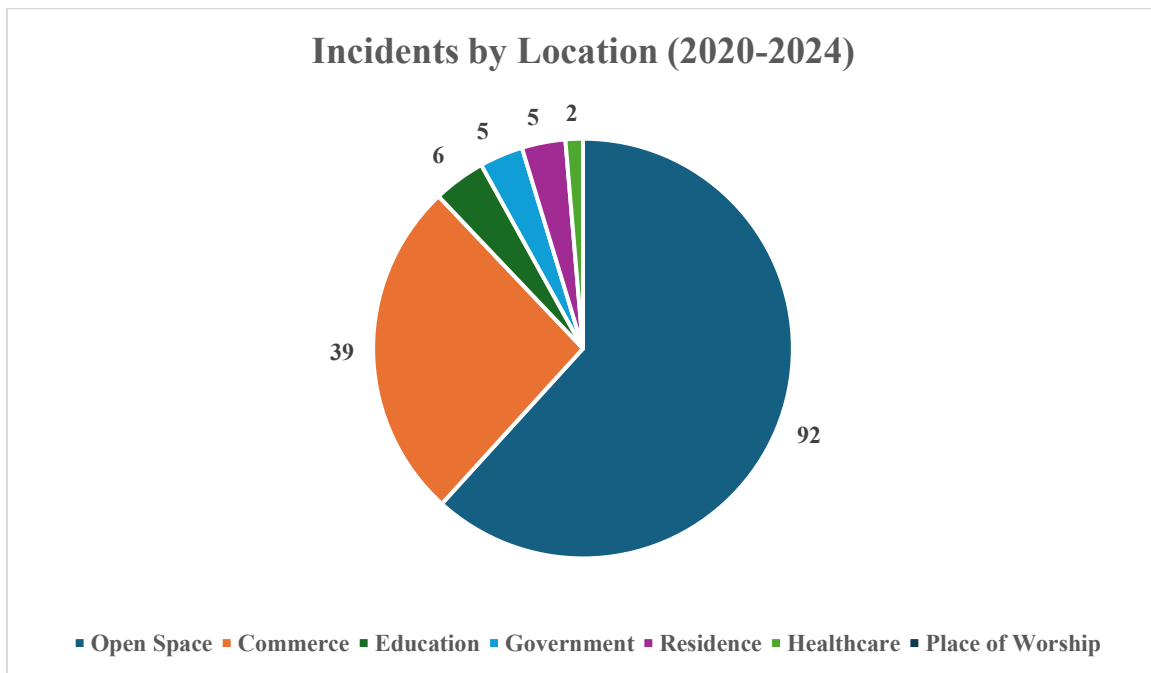


- None of the shooters used body armor
- Of the 25 shooters, 14 were arrested, 5 were killed. And 6 died by suicide

## **FBI 5-Year Overview of Shooter Incidents 2020-2024**

### **Summary:**

- From the years 2020 to 2024 there were a total of 223 active shooter incidents
  - 70% increase from the previous 5 years (131 incidents)
- There was a total of 227 shooters
- Incidents occurred in 43 states as well as the District of Columbia
  - California had the greatest number of incidents (25), then Texas (22), followed by Florida (13)
- Incidents were most likely to occur in June (35), then May (27)
  - February and October had the least number of incidents (11)
- Saturday had the highest number of incidents (46), then Monday (38), with Friday having the least number of incidents (23)
- Incidents occurred in 7 different location categories
  - 92 in open space (41%)
  - 88 in commerce (39%)
  - 13 in education (6%)
  - 11 in government (5%)
  - 11 in residence (5%)
  - 4 in healthcare (2%)
  - 4 in place of worship (2%)

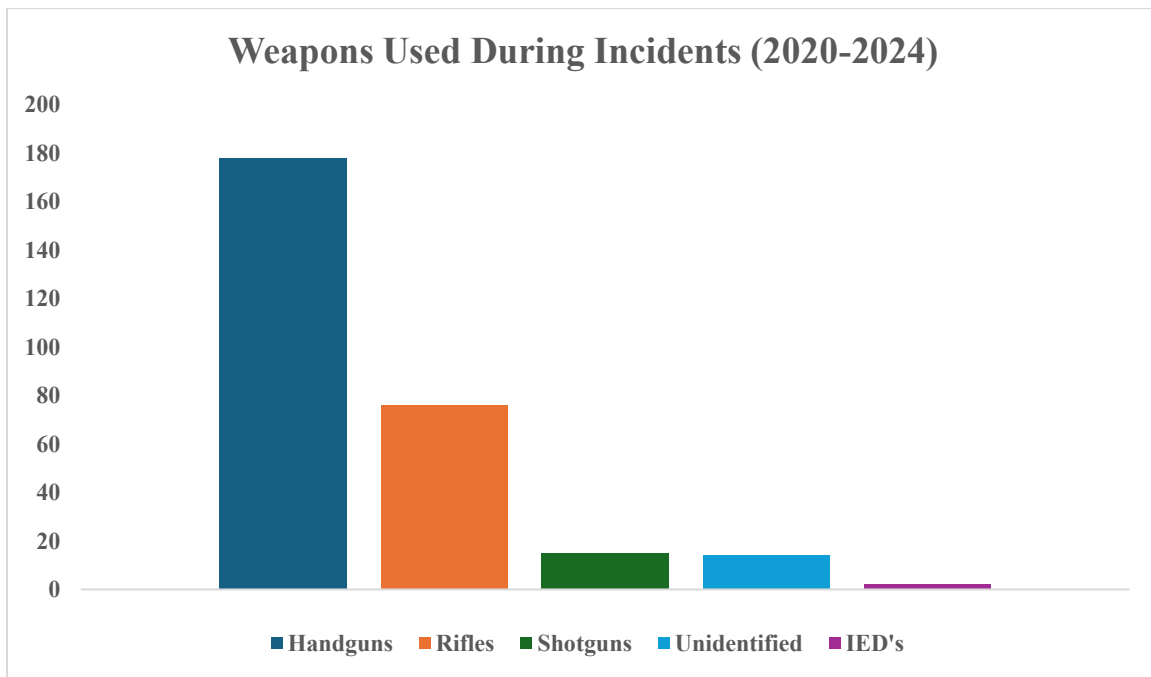


- 48 incidents met the criteria to be considered a mass shooting

- 52 incidents (23%) involved law enforcement engagement with gunfire, resulting in 6 officers killed and 41 wounded

#### Shooter Data:

- 215 of the shooters were male (95%), 9 were female (4%), and 3 remain unidentified and at large (1%)
- Ages of shooters ranged from 12-87
- In total there were 283 firearms used
  - 178 were handguns, 76 were rifles, 15 were shotguns, and 14 were unidentified
- In 2 incidents the shooter used or attempted to use an IED



- 13 of the shooters used body armor (6%)
- 130 shooters were arrested by law enforcement (57%), 42 were killed by law enforcement (19%), 40 died by suicide (18%), 8 were killed by civilians (4%), 6 remain at large (3%), and 1 was killed in a vehicle crash attempting escape

#### Casualty Data:

- In total there were 1070 casualties (369 killed, 701 wounded)
  - Average was 4.8 per incident
- Incident with highest number of casualties was Highland Park, Illinois 2022
  - 55 casualties (7 killed, 48 wounded)
- In 22 incidents there were 0 casualties



## **2024 Active Shooter Report Write-up**

In the year 2024, there were a total of 24 active shooter incidents in the United States, a 50% decrease from 2023, which had a total of 58. Of the 24 active shooter incidents, there were 106 casualties, which were made up of 23 deaths and 83 individuals wounded. Comparing the data to the previous year, this was a 57% decrease, with a total of 244 casualties in 2023. Throughout the United States, incidents occurred in 19 different states, with the most occurring in Texas (4), then California and North Carolina (2 respectively).

Looking at the times in which incidents took place, the month where the most occurred was in June (5), followed by September (4). An incident occurred at least once every day of the week, Monday having the most (7). The time of day where incidents mostly occurred was between 6:00am-11:59am.

In terms of location, there were 5 different location types in which incidents took place. 12 took place in open space, 4 in commerce, 4 in education, 3 in government, and lastly 1 in a place of worship.

The highest number of casualties in a singular incident was 14, where 10 were wounded and 4 were killed. In 2 separate incidents there were 0 casualties. In 3 of these instances' conditions were met to be considered a mass killing. Out of all 24 incidents, there were 6 where police exchanged gunfire with the assailant, which resulted in 1 death and 5 wounded.

Diving into the assailants from these incidents, there was only 1 incident in which there were 2 shooters. In terms of sex, 22 shooters were male (88%), while only 3 were female (12%). The age range of these shooters was between 17-73, while 39 was the average. In 5 separate incidents the shooter had a connection between the shooter and location/victims, meeting the definition of insider threats. There was a total of 29 firearms used by all shooters, which were made up of 17 handguns, 9 rifles, and 3 shotguns. In 1 instance an assailant attempted to use an IED. None of these shooters used any body armor during these incidents. Lastly, looking into how each incident ended, 14 of the assailants were arrested, 5 were killed, and 6 died by suicide.

## **2020-2024 Active Shooter Report Write-up**

In total, from the years 2020-2024 there were a total of 223 active shooter incidents, which was a 70% increase from the previous 5 years, with a total of 131 incidents. In these incidents there were 227 shooters. Incidents occurred in 43 different states as well as in the District of Columbia. The state with the greatest number of incidents was California with 25, followed by Texas with 22, then Florida with 13.

Incidents were most likely to occur in June (35), followed by May (27). In contrast, February and October had the least number with 11 each. Saturday had the highest number of incidents with 46 total, then Monday with 38. Friday had the least number with 23.

There was a total of 7 different location categories in which incidents took place. 92 occurred in open space (41%), 88 in commerce (39%), 13 in education (6%), 11 in government (5%), 11 in residential (6%), 4 in healthcare (2%), 4 in places of worship (2%).

48 of these incidents met the criteria to be considered mass shootings. 52 also involved gunfire exchange with law enforcement, where 6 officers were killed and 41 were injured.

Looking into the demographics of the shooters, 215 were male (95%), 9 were female (4%), and 3 remain unidentified and at large (1%). Their ages ranged between 12-87. In total there were 283 firearms used in these incidents, which included 178 handguns, 76 rifles, 15 shotguns, and 14 unidentified. In 2 incidents the shooter attempted to use an IED. 13 different assailants used body armor of some kind (6%). 130 assailants were arrested by law enforcement (57%), 42 were killed by law enforcement (19%), 40 died by suicide (18%), 8 were killed by civilians (4%), 6 remain at large (3%), and 1 was killed in a vehicle attempting escape.

In terms of casualties, there were 1070 in total, with 369 killed and 701 wounded, and the average per incident being 4.8. The incident with the highest number of casualties was Highland Park, Illinois in 2022, where there were 55 casualties (7 killed and 48 wounded). In 22 separate incidents there were 0 casualties.



# ACTIVE SHOOTER INCIDENTS IN THE UNITED STATES 2024

**JUNE 2025**

# Acknowledgments

This report was written by the Federal Bureau of Investigation (FBI) with contributions from the Advanced Law Enforcement Rapid Response Training (ALERRT) Center at Texas State University.<sup>1</sup>

This report is in the public domain. Authorization to reproduce this publication in whole or in part is granted. The accompanying citation is as follows: *Active Shooter Incidents in the United States, 2024*, Federal Bureau of Investigation, U.S. Department of Justice, Washington, D.C., and the Advanced Law Enforcement Rapid Response Training (ALERRT) Center at Texas State University, published 2025.



## ALERRT

TEXAS STATE UNIVERSITY

The FBI and the ALERRT Center support the *Don't Name Them* campaign. This campaign encourages media, law enforcement, and public information officers to shift their focus from the perpetrators of active shooter incidents toward the victims, survivors, and heroes who stopped them, as well as the communities that come together to help in the healing process. To learn more, visit [dontnamethem.org](https://dontnamethem.org).

**Front Cover:** An FBI seal on the front of the J. Edgar Hoover Building in Washington, DC (<https://fbijobs.gov/locations>)

---

<sup>1</sup> This report supplements previous publications containing annual active shooter data since 2000. For previous reports, visit [fbi.gov/survive](https://fbi.gov/survive).

# Executive Summary

In 2024, the FBI designated 24 active shooter incidents in the United States, a 50% decrease from 2023 (48). There were 106 casualties (23 killed and 83 wounded), a 57% decrease from 2023 (244).

The 24 active shooter incidents in 2024 occurred in 19 states and represent five of the seven location categories.

Additional active shooter incident key findings include:

## Incident Data

- The highest number of incidents (four) occurred in Texas, followed by California and North Carolina, each with two incidents.
- June had the highest number of incidents (five); September had the second highest number of incidents (four).
- Incidents occurred every day of the week, with Monday having the highest number of incidents (seven).
- Incidents were more likely to occur between 6 a.m. and 11:59 a.m.
- Incidents occurred in five location categories: 12 occurred in open space (50%), four in commerce (17%), four in education (17%), three in government (13%), and one in house of worship (4%).

## Casualty Data

- In the incident with the highest number of casualties (14), four were killed and 10 were wounded.
- In two incidents (4%), there were no casualties.
- Three incidents (13%) met the federal definition for a mass killing incident.

- Of the 24 incidents, six involved law enforcement engagement with an exchange of gunfire, resulting in one law enforcement officer killed and five wounded.

## Shooter Data

- Of the 24 incidents, one involved two shooters (4%).
- Of the 25 shooters, 22 were male (88%) and three were female (12%).
- The shooters were between 14 and 73 years old.
- In five incidents (21%), there was an identified connection between the shooter and the location and/or at least one victim. These shooters also met the definition of "insider threat."
- In 24 incidents, 29 firearms were used by shooters—17 handguns (59%), nine rifles (31%), and three shotguns (10%).
- In one incident (4%), the shooter used or attempted to use an improvised explosive device (IED).
- None of the shooters wore body armor.
- Of the 25 shooters, 14 were apprehended by law enforcement (56%), five were killed by law enforcement (20%), and six died by suicide (24%).

## 2024 Active Shooter Incidents Snapshot

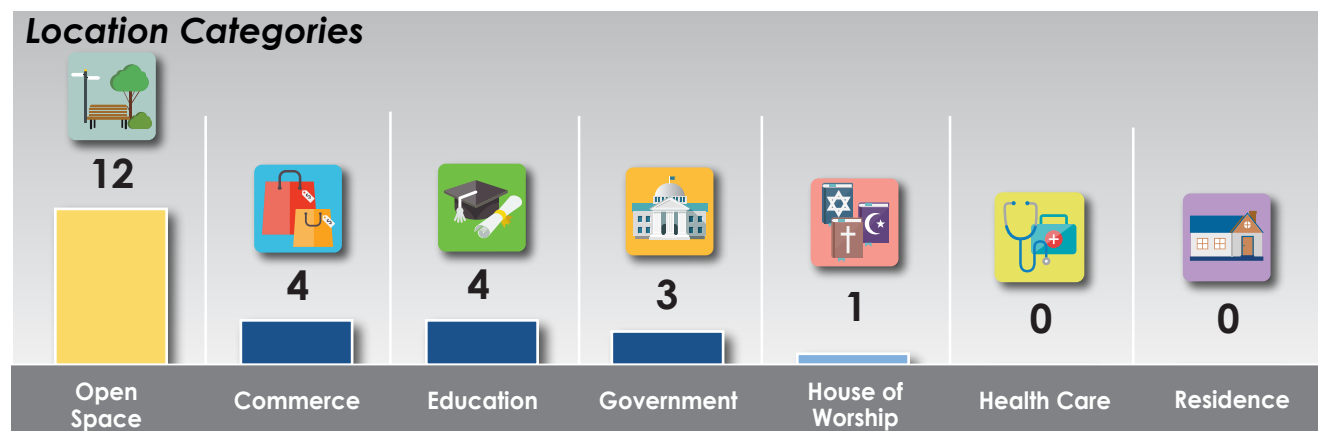
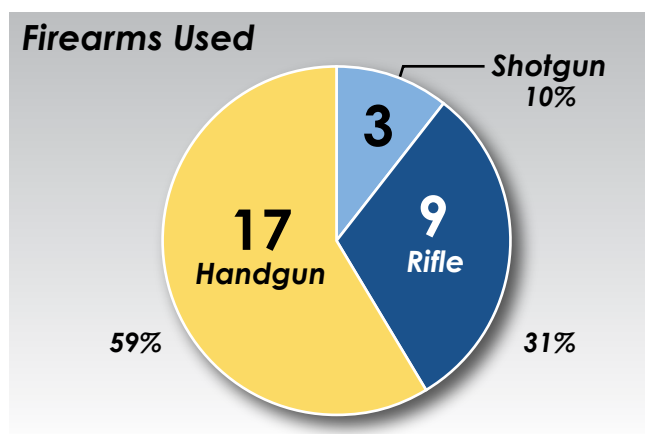
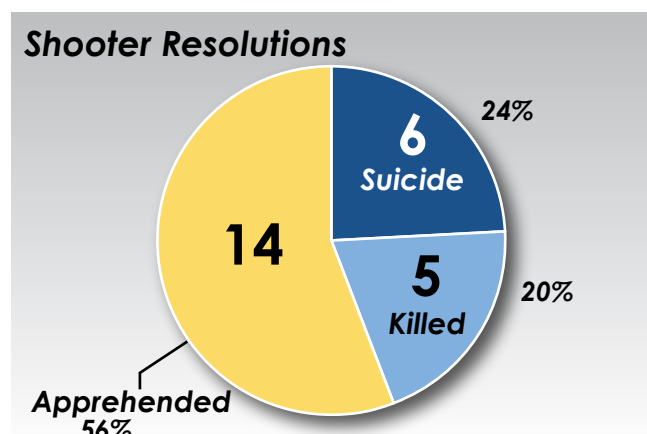
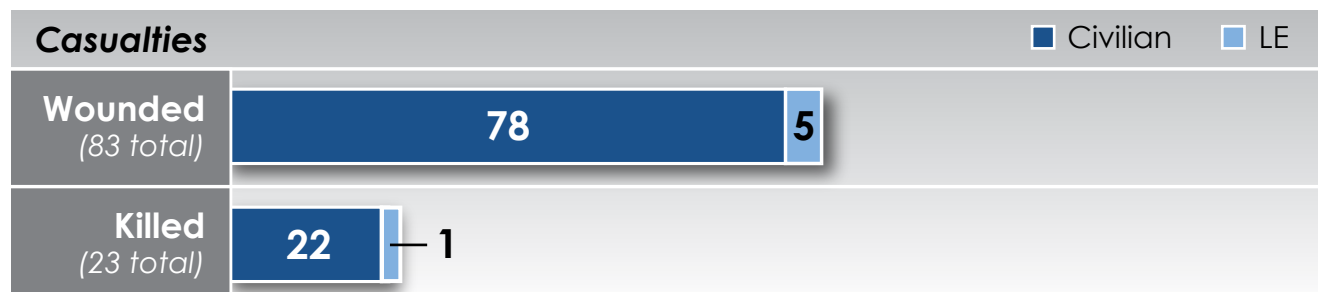
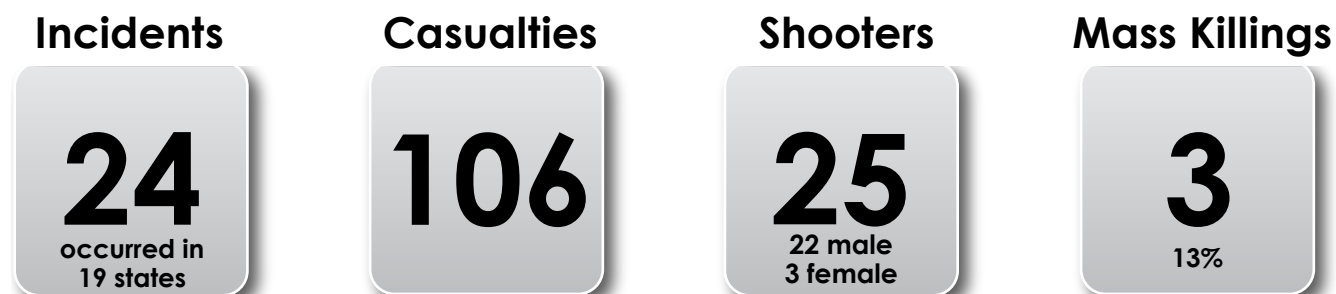


Figure 1



# Table of Contents

<b>Acknowledgments</b>	<b>i</b>
<b>Executive Summary</b>	<b>ii</b>
2024 Active Shooter Incidents Snapshot	iii
<b>Introduction</b>	<b>1</b>
<b>2024 Incident Statistics</b>	<b>4</b>
2024 Active Shooter Incidents by State/Casualties by State	4
2024 Mass Killings and Six Highest Casualty Counts	6
2024 Active Shooter Incidents by Month, Day of Week, and Time of Day	8
<b>2024 Incident Locations and Casualties</b>	<b>10</b>
2024 Open Space Snapshot	12
2024 Commerce Snapshot	14
2024 Education Snapshot	16
2024 Government Snapshot	18
2024 House of Worship Snapshot	19
<b>2024 Engagement/Intervention</b>	<b>20</b>
2024 Law Enforcement Exchange of Gunfire Snapshot	20
2024 Security Personnel Intervention Snapshot	21
2024 Civilian Intervention Snapshot	22
<b>2024 Shooter Details</b>	<b>23</b>
2024 Shooter Snapshot	23
<b>2024 Behavioral Analysis</b>	<b>27</b>
<b>2024 Active Shooter Incident Summaries</b>	<b>31</b>
<b>Five-Year Overview of Active Shooter Incidents 2020–2024</b>	<b>35</b>
Five-Year Executive Summary	36
2020–2024 Active Shooter Incidents Snapshot	37
2020–2024 Incident Statistics	39
Law Enforcement Engagement, 2020–2024	47
Security Personnel Intervention, 2020–2024	48
Civilian Intervention, 2020–2024	48
<b>2000–2024 Incident Statistics</b>	<b>49</b>
<b>Conclusion</b>	<b>50</b>
<b>Glossary</b>	<b>51</b>
<b>Appendix 1 - Definitions of Location Categories</b>	<b>52</b>
<b>Appendix 2 - Behavioral Indicators</b>	<b>53</b>

# ACTIVE SHOOTER INCIDENTS IN THE UNITED STATES IN 2024

## Introduction

Active shooter incidents continue to claim lives and devastate individuals, families, and communities across the United States. FBI annual active shooter reports<sup>2</sup> provide law enforcement, other responders, private industry, and the public with critical data and insights to enhance their understanding of these threats.

The FBI defines an “active shooter” as one or more individuals actively engaged in killing or attempting to kill people in a populated area.<sup>3</sup> Implicit in this definition is the shooter’s use of a firearm. The active component of the definition inherently implies the ongoing nature of an incident and thus the potential for a response to affect the outcome.

### Scope

The *Active Shooter Incidents in the United States 2024* report is the latest in a series of FBI active shooter reports published since September 2014. The 2024 data cited in this report is valid as of February 9, 2025; however, incident data from previous reports was not updated. The FBI leverages its law enforcement partnerships to gather accurate information.

This report presents active shooter data in organized data sets for clarity and provides readers with an overview of the active shooter threat in the United States.

This report does not identify the reasons responsible for fluctuations in the number of active shooter incidents from one year to another.

Numerous factors can influence whether an active shooter incident occurs, including prevention efforts, preparedness, behavioral threat assessments, and improved communication and engagement among law enforcement, families, and communities.

### Methodology

The FBI’s Office of Partner Engagement – Violence Reduction Unit (VRU), through its partnership with the FBI’s Criminal Investigative Division (CID) and the ALERRT Center at Texas State University, San Marcos, Texas, evaluates potential active shooter incidents for inclusion in the annual report.<sup>4</sup>

The FBI identifies incidents that meet the scope of this report using internal FBI holdings and repositories, official law enforcement reports when available, and open source data in the absence of a centralized database of active shooter incidents.

Incidents require the shooter(s) to use (discharge or attempt to discharge) a firearm(s) while killing or attempting to kill people. However, an incident with no casualties may be included—the situation could involve a shooter who misses an intended target; a shooter who experiences a firearm-related malfunction(s); and/or law enforcement, security, or civilian intervention.

<sup>2</sup> The Investigative Assistance for Violent Crimes Act of 2012 and Attorney General Order 3365-2013 (02/25/2013) tasked the Federal Bureau of Investigation to research active shooter incidents beginning with the year 2000.

<sup>3</sup> See glossary for definitions of “active shooter.”

<sup>4</sup> The methodology described was first discussed in: Blair, J. Pete, and Schweit, Katherine W. *A Study of Active Shooter Incidents in the United States Between 2000 and 2013*, Texas State University and the Federal Bureau of Investigation, U.S. Department of Justice, Washington, D.C., 2014.



This report does not encompass all firearm-related incidents. A firearm-related incident may be excluded if it involves:

- Self-defense
- Gang violence
- Drug-related violence
- Residential or domestic disputes
- Barricade/hostage situations
- Shootings in relation to another criminal act
- Crossfire as a byproduct of another ongoing criminal act

This methodology was first articulated in *A Study of Active Shooter Incidents in the United States Between 2000 and 2013* and was applied to the 2024 incidents for consistency.

## Process

If an incident qualifies for nomination, the incident is adjudicated among partners. Throughout the year, the research team monitors all incidents to assess whether updated information could include or exclude them from the report. If this occurs, the incident is reevaluated for inclusion.

VRU conducts a data validation and review process to ensure the most recent and accurate information has been collected. The cumulative annual data provides a picture of the active shooter threat within the United States.

## A Comparison of 2023–2024 Statistics

		2024	2023
Total Incidents		24	48
Casualties (Excluding Shooters)		106 23 killed 83 wounded	244 105 killed 139 wounded
LE Officers Killed		1	2
LE Officers Wounded		5	12
Met “Mass Killing” Definition		3	15
Incidents Where LE Engaged Shooters		6	12
Shooters		25 shooters 22 male 3 female	49 shooters 48 male 1 female
Shooter Resolutions	Shooters Committed Suicide	6	7
	Shooters Killed by LE	5	12
	Shooters Killed by Citizen	0	0
	Shooters Apprehended by LE	14	30
Shooters Wore Body Armor		0	5
Shooters Used/Attempted to Use IED(s)		1 shooter 1 IED	0
All metrics in 2024 decreased from 2023.			

**Figure 2**

For a full comparison of incidents from 2020 to 2024, see page 38.

# 2024 Incident Statistics

## 2024 Active Shooter Incidents by State/Casualties by State

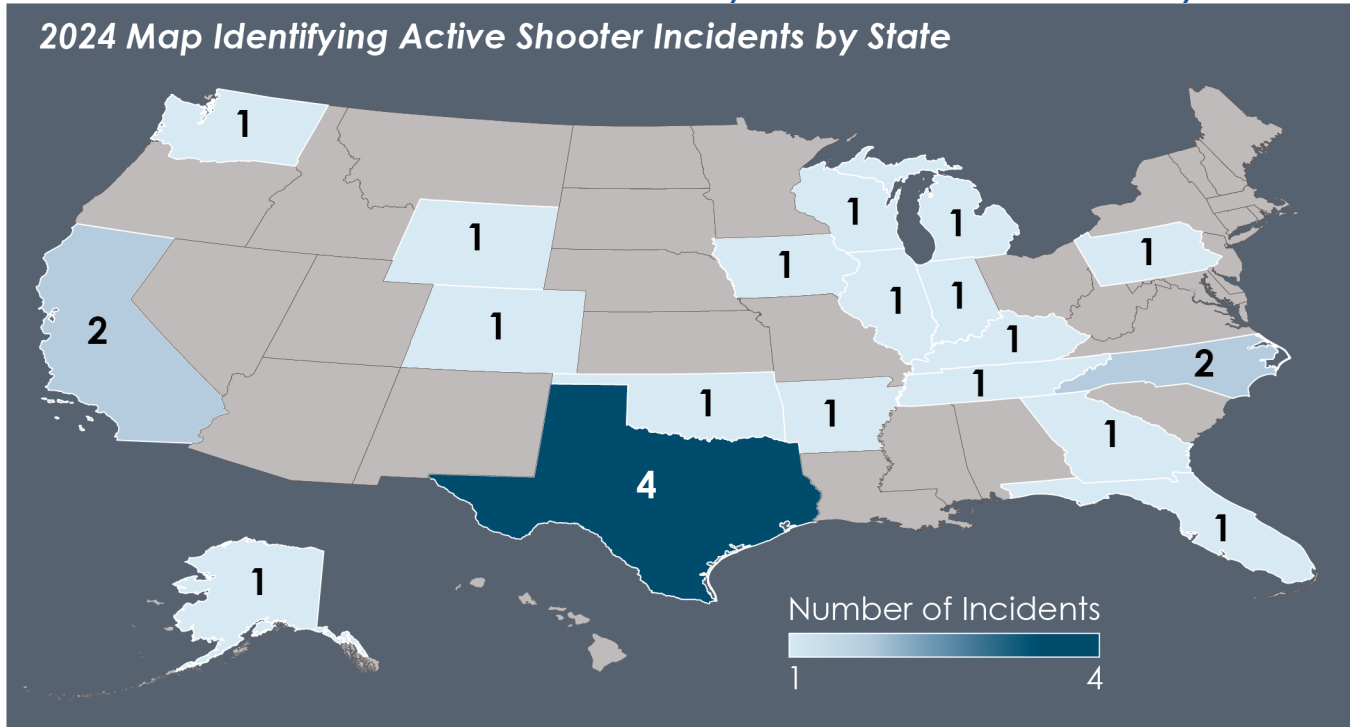


Figure 3

## Summary

In 2024, 24 incidents occurred in 19 states.

- Four incidents occurred in **Texas**.
- Two incidents each occurred in **California** and **North Carolina**.
- One incident each occurred in **Alaska, Arkansas, Colorado, Florida, Georgia, Illinois, Indiana, Iowa, Kentucky, Michigan, Oklahoma, Pennsylvania, Tennessee, Washington, Wisconsin, and Wyoming**.

The 24 incidents in 2024 were broken down into categories based on population:<sup>5</sup>

- Six occurred in locations with a population of less than 10,000.
- Eight occurred in locations with a population between 10,000 and 250,000.
- Four occurred in locations with a population between 250,000 and 500,000.

- Six occurred in locations with a population greater than 500,000.

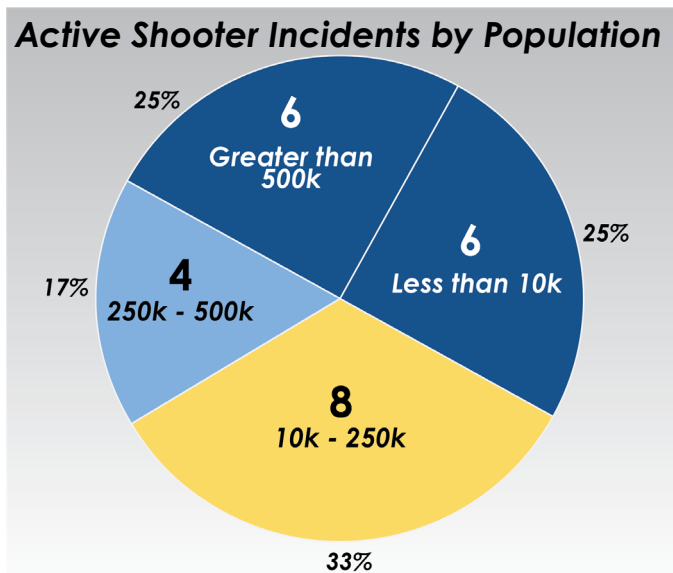


Figure 4

<sup>5</sup> Less than 10,000: incidents 3, 10, 12, 14, 15, and 20; 10,000–250,000: incidents 5, 7, 8, 9, 17, 19, 22, and 23; 250,000–500,000: incidents 4, 11, 21, and 24; greater than 500,000: incidents 1, 2, 6, 13, 16, and 18.

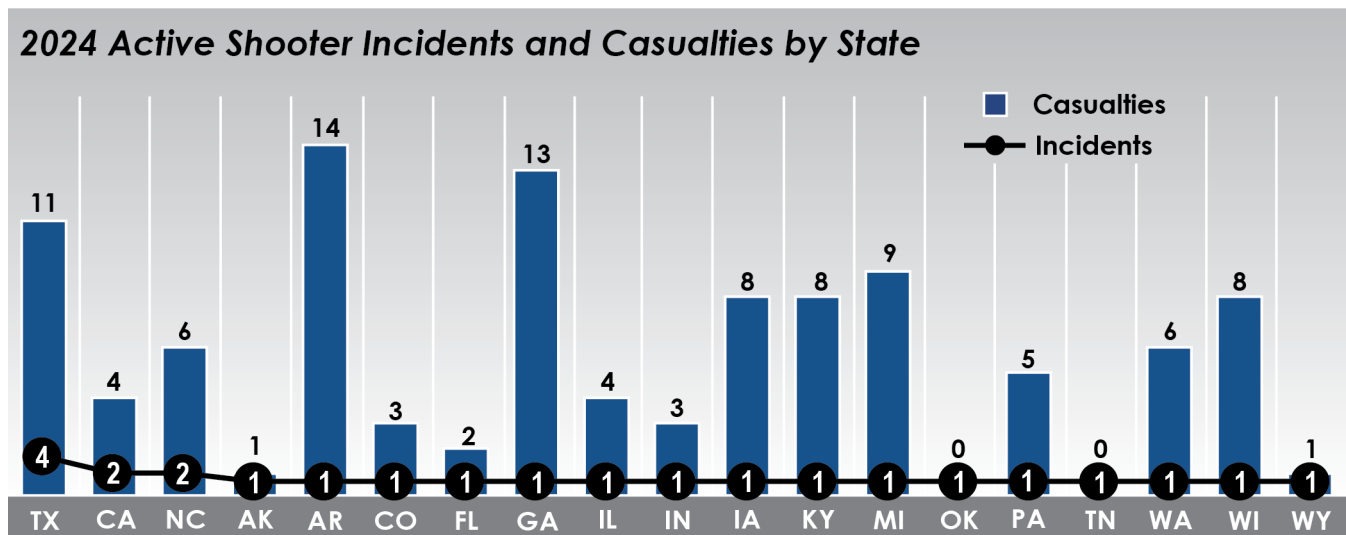


Figure 5

## Summary

In 2024, Texas had the most incidents (4). Arkansas had the most casualties (14), which were the result of a single incident.<sup>6</sup>

Oklahoma and Tennessee each had one incident, but neither had casualties.

State	Incidents	Casualties
Texas	4	11
California	2	4
North Carolina	2	6
Alaska	1	1
Arkansas	1	14
Colorado	1	3
Florida	1	2
Georgia	1	13
Illinois	1	4
Indiana	1	3

State	Incidents	Casualties
Iowa	1	8
Kentucky	1	8
Michigan	1	9
Oklahoma	1	0
Pennsylvania	1	5
Tennessee	1	0
Washington	1	6
Wisconsin	1	8
Wyoming	1	1

<sup>6</sup> Incident 10

# 2024 Mass Killings and Six Highest Casualty Counts

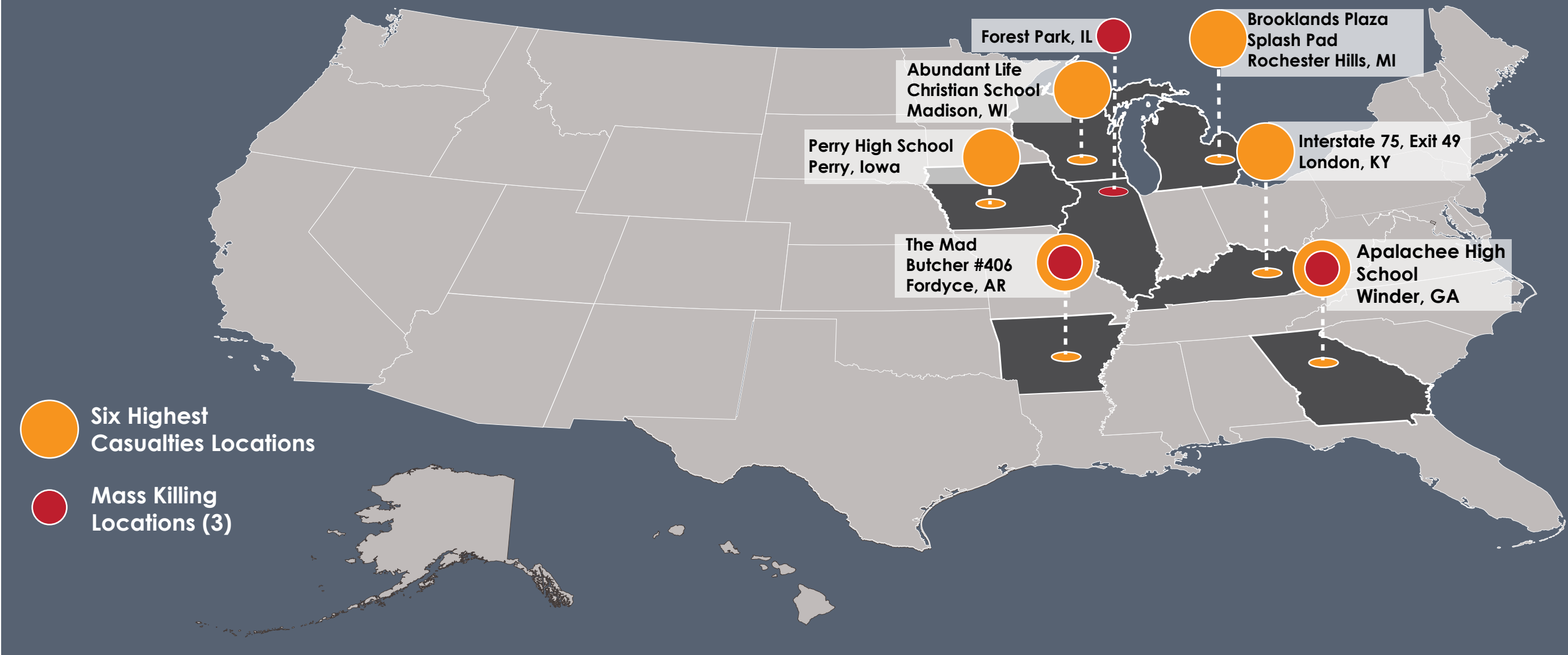


Figure 6

## Summary

Three of the 24 incidents (13%) were mass killings.<sup>7</sup> Mass killings decreased by 80% in 2024 (3) from 2023 (15).

Incident locations with the six highest casualty counts (accounting for 60 casualties [56%] in 2024):

- The Mad Butcher #406, Fordyce, Arkansas: four killed and 10 wounded (**14 total**)

- Apalachee High School, Winder, Georgia: four killed and nine wounded (**13 total**)
- Brooklands Plaza Splash Pad, Rochester Hills, Michigan: nine wounded (**9 total**)
- Perry High School, Perry, Iowa: two killed and six wounded (**8 total**)
- Abundant Life Christian School, Madison, Wisconsin: two killed and six wounded (**8 total**)
- Interstate 75, Exit 49, London, Kentucky: eight wounded (**8 total**)

<sup>7</sup> Incidents 10, 17, 19; for definition of mass killing, see page 51.

# 2024 Active Shooter Incidents by Month, Day of Week, and Time of Day

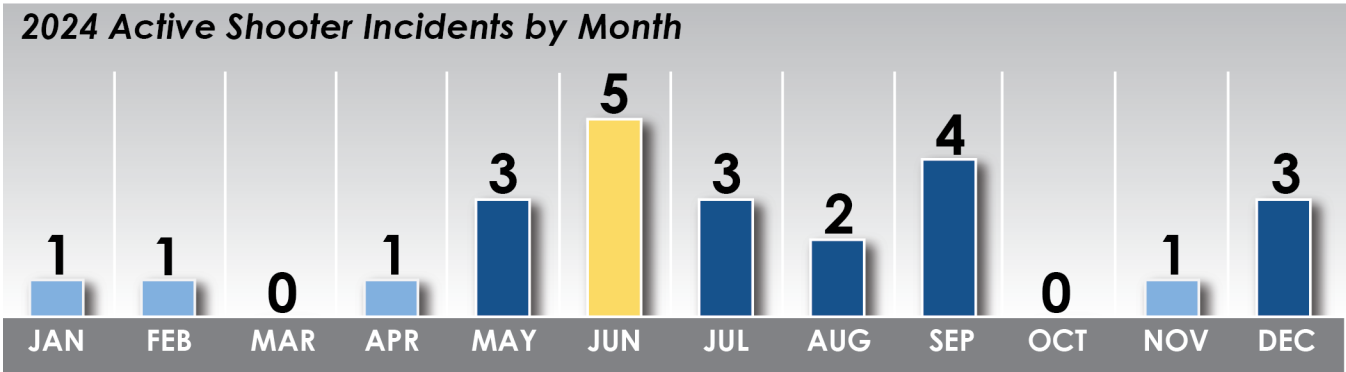


Figure 7

## Summary

In 2024, June had the highest number of incidents (five); there were no incidents during the months of March and October. September had the greatest monthly increase in incidents when compared to 2023 (from two to four). April had the greatest monthly decrease in incidents when compared to 2023 (from seven to one).

Number of incidents by month:

- January: 1
- February: 1
- March: 0
- April: 1
- May: 3
- June: 5
- July: 3
- August: 2
- September: 4
- October: 0
- November: 1
- December: 3

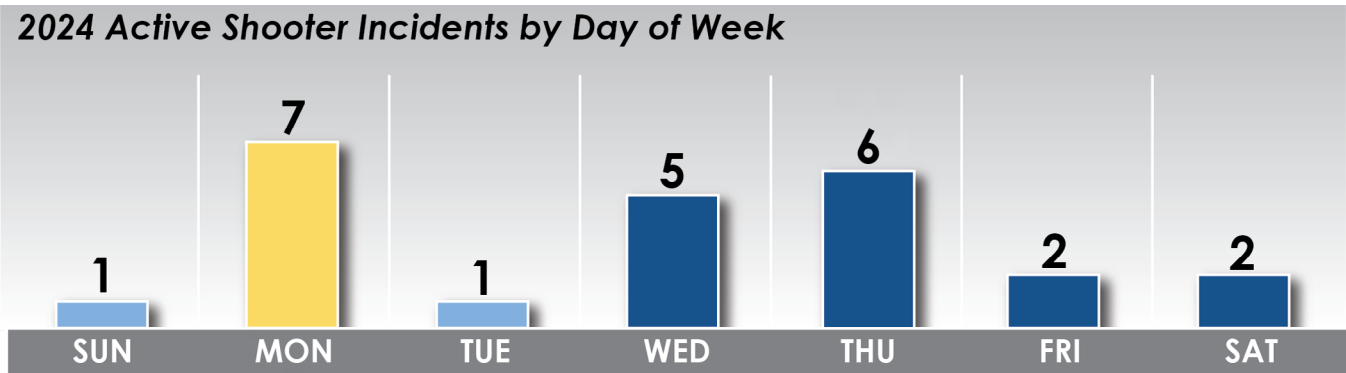


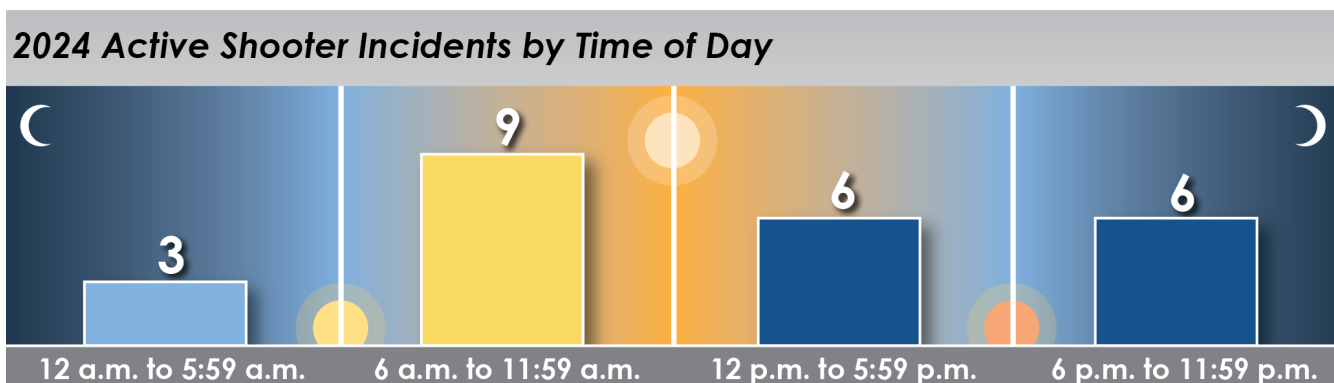
Figure 8

## Summary

In 2024, Monday had the highest number of incidents (seven); Sunday and Tuesday had the lowest number of incidents (one). Thursday was the only day with an increase in incidents when compared to 2023 (from five to six). Saturday had the greatest decrease of incidents when compared to 2023 (from nine to two).

Number of incidents by day of the week:

- Sunday: 1
- Monday: 7
- Tuesday: 1
- Wednesday: 5
- Thursday: 6
- Friday: 2
- Saturday: 2



**Figure 9**

## Summary

In 2024, the 6 a.m. to 11:59 a.m. time period had the most incidents (nine). The 12-hour period from 6 a.m. to 5:59 p.m. had the most incidents (15), accounting for 62% of the total incidents.

Number of incidents by local time:

- 12 a.m. to 5:59 a.m.: 3
- 6 a.m. to 11:59 a.m.: 9
- 12 p.m. to 5:59 p.m.: 6
- 6 p.m. to 11:59 p.m.: 6

# 2024 Incident Locations and Casualties




Figure 10

## Summary

In *A Study of Active Shooter Incidents in the United States Between 2000 and 2013*, the FBI identified seven location categories for active shooter incidents.<sup>8</sup> The FBI further breaks down individual categories, such as **commerce** (open or closed to pedestrians, or malls), **government** (military or other government properties), and **education** (pre-K through 12th grade or institution of higher learning [IHL]).

In 2024, the 24 incidents occurred in five location categories, including **open space**, **commerce**, **education**, **government**, and **house of worship**.

Three incidents (13%) were mass killings, with one each occurring in **commerce**, **government**, and **education**.

Number of incidents by location category:

- Open space: **12**
- Commerce: **4**
- Education: **4**
- Government: **3**
- House of Worship: **1**
- Health Care: **0**
- Residence: **0**

<sup>8</sup> See page 52 for location category definitions and breakdown.



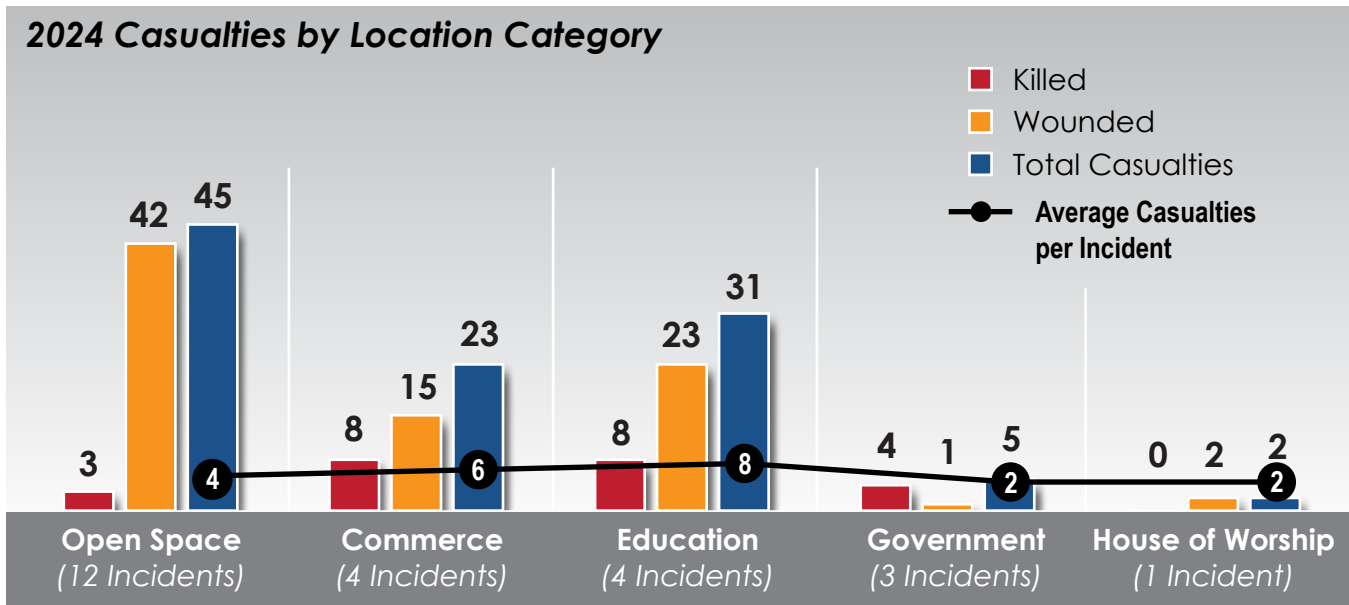


Figure 11

### Summary

In 2024, the **open space** location category had 12 incidents (50%), resulting in 45 casualties (42%). The **commerce** location category had four incidents (17%), resulting in 23 casualties (22%). The **education** location category had four incidents (17%), resulting in 31 casualties (29%).

The **education** location category had the highest average number of casualties per incident (eight). The **government** and **house of worship** location categories had the lowest average number of casualties (two).

2024 Casualties by Location Category	Open Space	Commerce	Education	Government	House of Worship
Killed (23)	3	8	8	4	0
Wounded (83)	42	15	23	1	2
Total Casualties (106)	45	23	31	5	2
Number of Incidents (24)	12	4	4	3	1
Average Casualties per Incident	4	6	8	2	2



## 2024 Open Space Snapshot

### Incidents

12

### Casualties

45

### Shooters

13

### Mass Killings

0

#### Open Space: Casualties

■ Civilian ■ LE

**Total Casualties**  
(45 total)

42

3

**Wounded**  
(42 total)

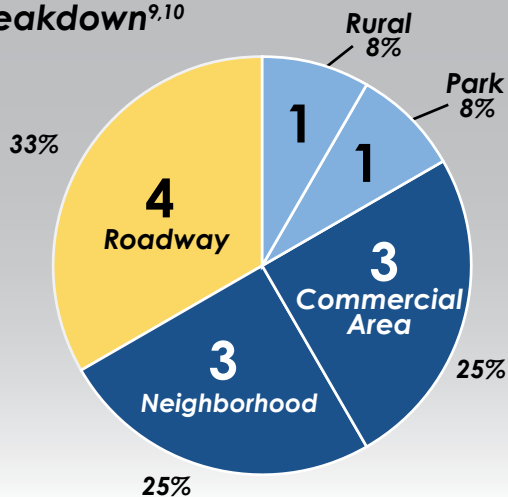
40

2

**Killed**  
(3 total)

2 — 1

#### Open Space: Detailed Location Breakdown<sup>9,10</sup>



#### Open Space: Single vs. Multiple Locations

7



Single Location

5



Multiple Locations

Figure 12

<sup>9</sup> Roadway: incidents 3, 4, 18, and 20; Neighborhood: incidents 9, 11, and 16; Commercial Area: incidents 7, 13, and 21; Park: incident 8; Rural: incident 14.

<sup>10</sup> Percentages may not equal 100 due to rounding.

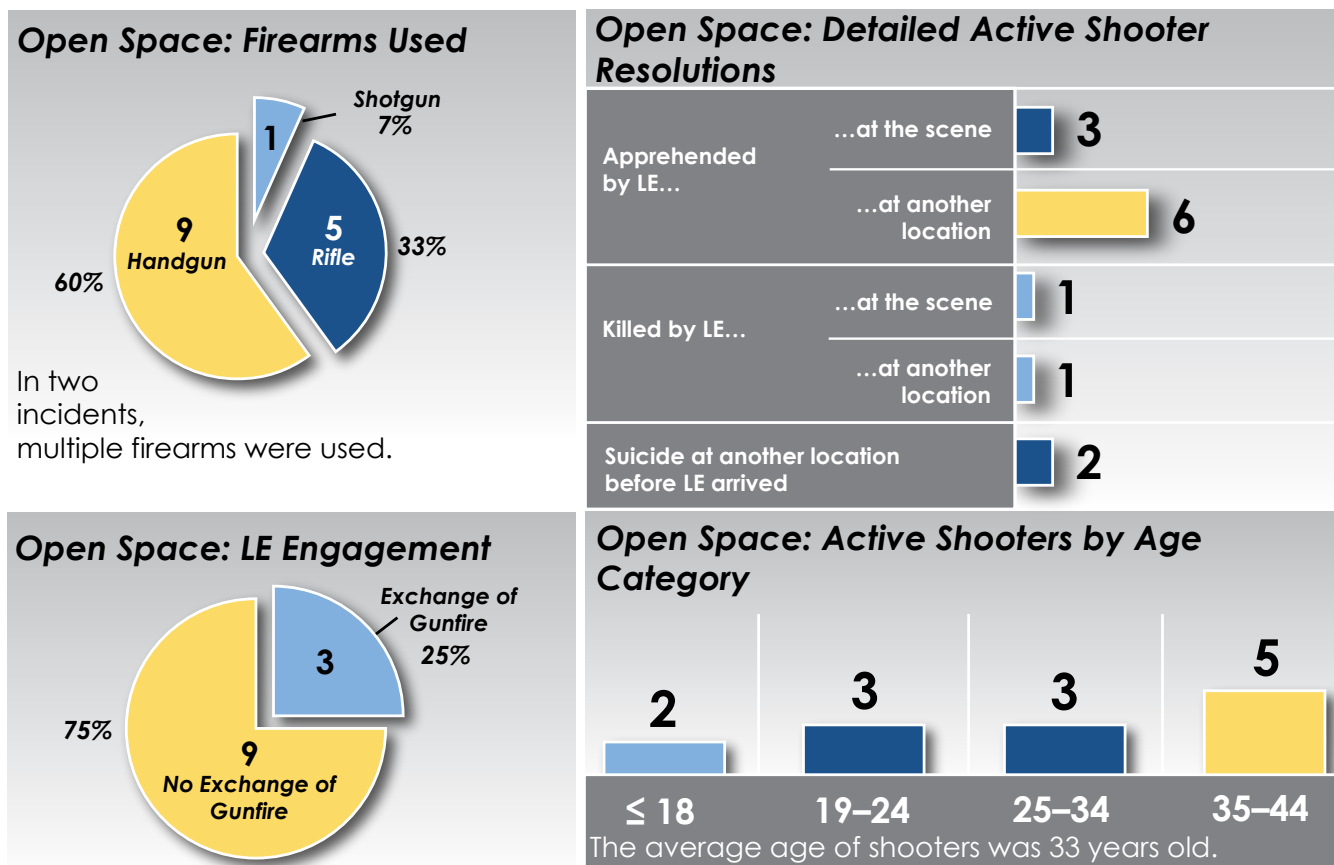


Figure 13

## Summary

In 2024, the 12 incidents in the **open space** location category occurred every day of the week, except for Sunday and Friday; Monday had the most incidents (five).

- Of the 13 shooters, nine shooters were apprehended (69%) by law enforcement (three at the scene<sup>11</sup> and six at another location), two shooters were killed (15%) (one at the scene and one at another location), and two died by suicide (15%) at another location before law enforcement arrived.
- Fifteen firearms (nine handguns, five rifles, and one shotgun) were used in the incidents.
- In two incidents, the shooter used multiple weapons (in one incident, two handguns were used; in the other incident, two handguns and a shotgun were used).
- The age category 35-44 had the most shooters (five).
- In three incidents, the shooter exchanged gunfire with law enforcement.
- Five incidents took place in multiple locations.

<sup>11</sup> In incident 9, the shooter was apprehended by law enforcement at the scene the next day.



## 2024 Commerce Snapshot

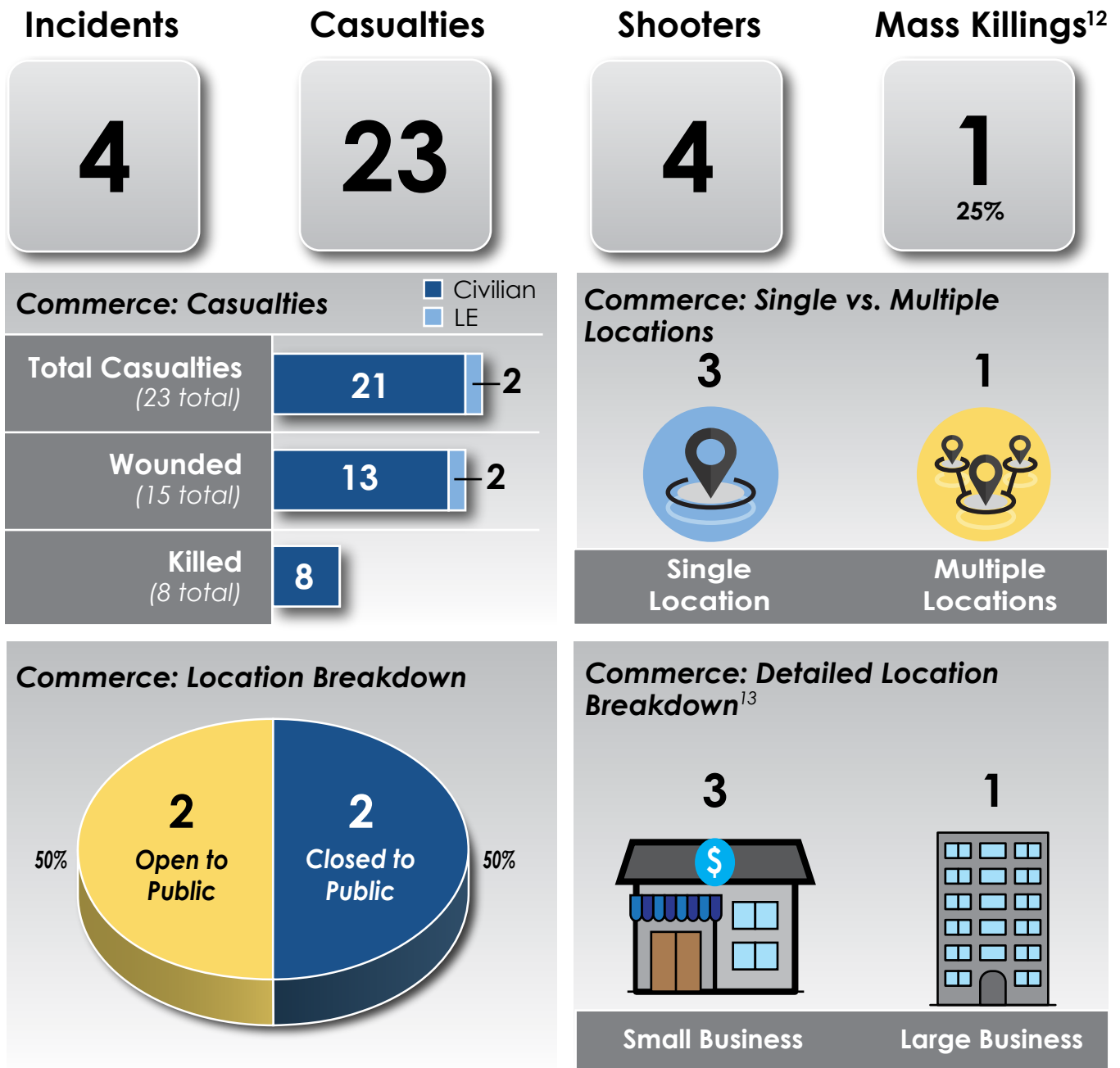


Figure 14

<sup>12</sup> Incident 10

<sup>13</sup> Small Business: incidents 5, 10, and 23; Large Business: incident 6 (occurred inside and outside two warehouses).

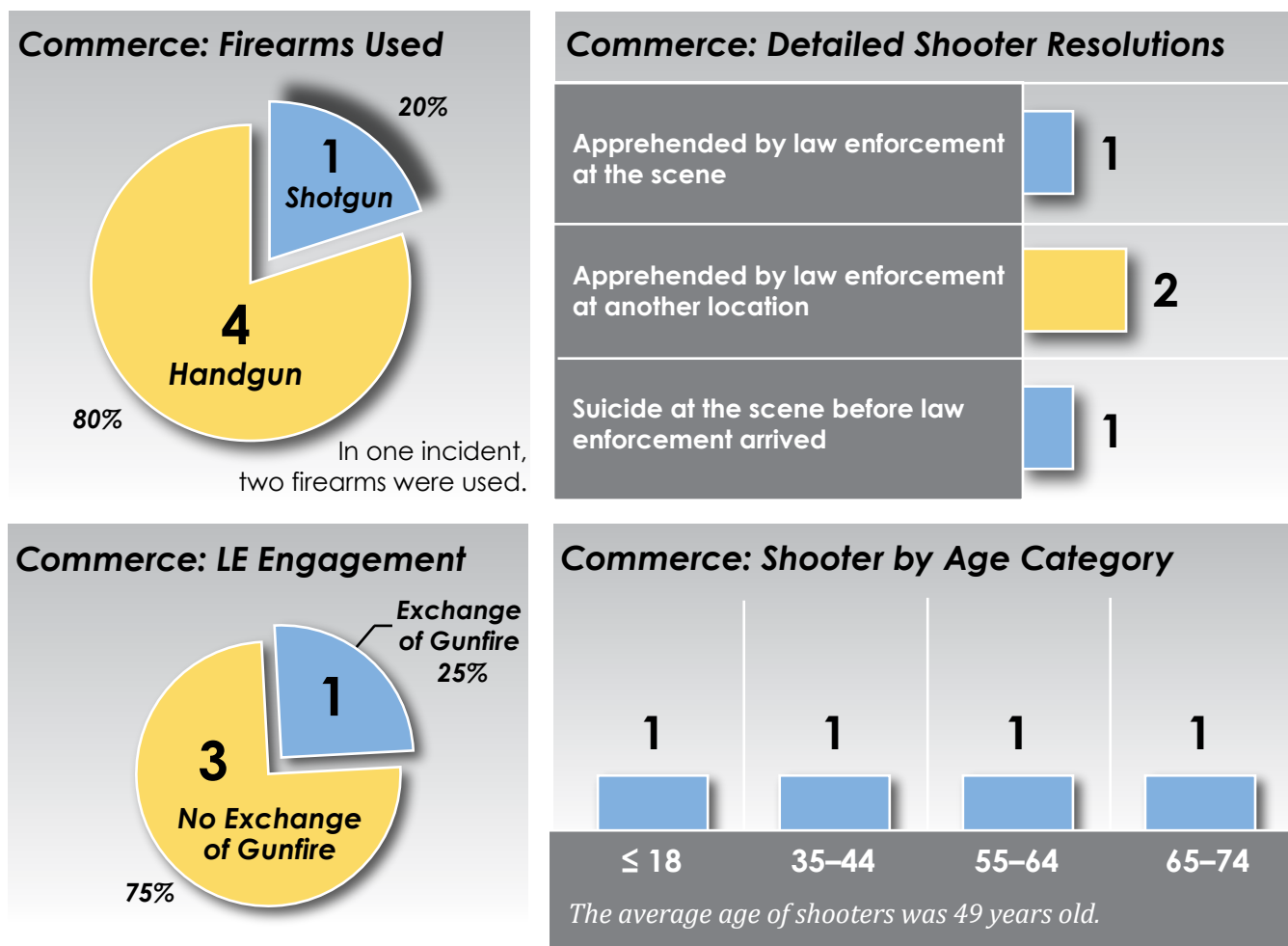


Figure 15

## Summary

In 2024, the **commerce** location category had four incidents (17%).

- In 2024, incidents in the **commerce** location category occurred in businesses open to the public and businesses closed to the public (two each).
- Three occurred at small businesses, and one occurred at a large business/warehouse district.
- Two incidents occurred on Fridays. One incident occurred each on Wednesday and Thursday.
- Of the four shooters, three were apprehended (75%) by law enforcement (one at the scene and two at another location) and one died by suicide (25%) at the scene before law enforcement arrived.
- Five firearms (four handguns and one shotgun) were used in four incidents. In one incident, the shooter used multiple weapons (one handgun and one shotgun).
- In one incident, the shooter exchanged gunfire with multiple law enforcement officers.
- The age categories 18 and younger, 35-44, 55-64, and 65-74 each had one shooter. **Commerce** had the oldest shooter (73 years old).
- One incident took place in multiple locations. The shooter was apprehended by law enforcement the following day.



## 2024 Education Snapshot

### Incidents<sup>14</sup>

4

### Casualties

31

### Shooters

4

### Mass Killings<sup>15</sup>

1  
25%

#### Education: Casualties

■ Civilian

Total Casualties  
(31 total)

31

Wounded  
(23 total)

23

Killed  
(8 total)

8


#### Education: Location Breakdown

2



Pre-K - 12th  
Grade

2



High School

#### Education: Average Incident Duration and Response Time

Average LE  
Response  
Time

1 minute  
48 seconds

Average  
Incident  
Duration

3 minutes  
18 seconds

#### Education: Shooter by Age Category

3



≤ 18\*

1



55-64

\*Education had the youngest shooter (age 14) for 2024.

Figure 16

<sup>14</sup> Incidents 1, 19, 22, and 24

<sup>15</sup> Incident 19

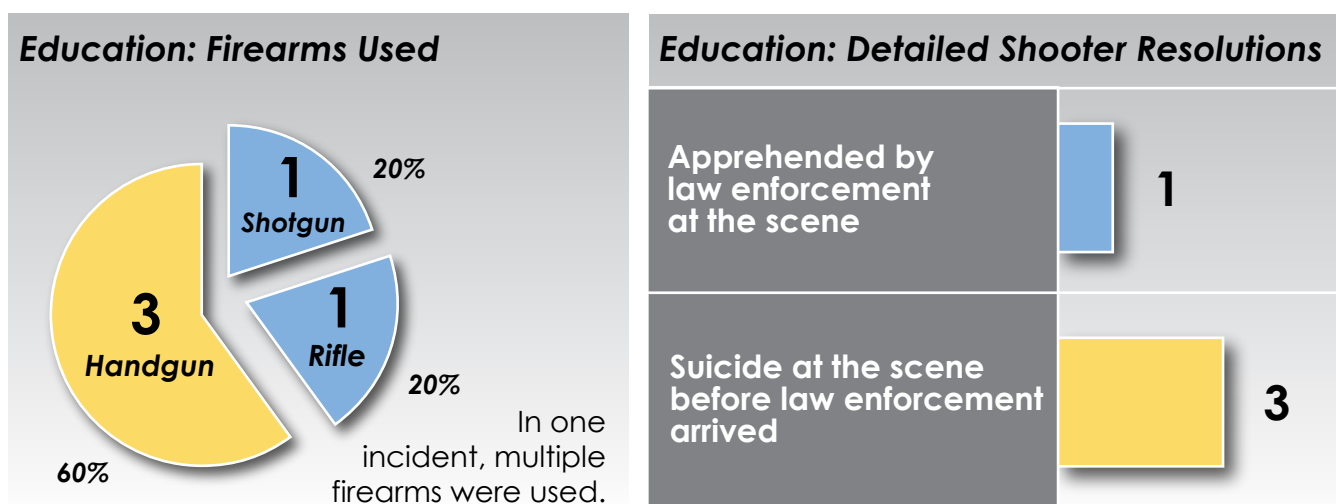


Figure 17

## Summary

In 2024, the **education** location category had four incidents (17%).

- Two incidents occurred at private schools in the Pre-K through 12th grade education category (one at a K through eighth grade and one at a K through 12th grade).
- Two incidents occurred at public schools in the Pre-K through 12th grade education location category (both at high schools).
- A total of five firearms (three handguns, one rifle, and one shotgun) were used.
- In three incidents, the shooter used a single firearm. In two incidents, a single handgun was used; in one incident, a single rifle was used.
- In one incident, the shooter used multiple weapons (a single handgun and single shotgun).
- Of the four shooters, three died by suicide at the scene before law enforcement arrived (75%), and one was apprehended by law enforcement at the scene (25%).
- Three shooters were in the age category 18 and younger (14, 15, and 17 years old). Education had the youngest shooter (14 years old). One shooter was in the age category 55-54 (56 years old).
- Three shooters were identified as insider threats (current students).
- The education category had an average police response time of 1 minute 48 seconds<sup>16</sup> and an average incident duration of 3 minutes 18 seconds.<sup>17</sup>

<sup>16</sup> Police response time accounts for the time from dispatch to first responding officer.

<sup>17</sup> Incident duration includes the amount of time lapsed from the first shot fired to the resolution of the shooter.



## 2024 Government Snapshot




Figure 18

### Summary

In 2024, the **government** location category had three incidents (13%).<sup>19</sup>

- One incident occurred at a national park.
- One incident occurred at a sheriff's office.
- One incident occurred on a government-owned public transit train.
- Two shooters were in the 25–34 age category (28 and 30 years old); one shooter was in the 45–54 age category (49 years old).
- The shooters' average age was 36 years old.
- Each shooter used a single firearm in each incident (one handgun, two rifles).
- One shooter was identified as an insider threat (employee).
- Two shooters were killed by law enforcement at the scene.
- One shooter was apprehended by law enforcement at another location.

<sup>18</sup> Incident 17

<sup>19</sup> Incidents 12, 15, and 17





## 2024 House of Worship Snapshot

### Incidents

1

### Casualties

2

### Shooters

1

### Mass Killings

0

### Summary

In 2024, the **house of worship** location category had one incident (4%).<sup>20</sup>

- The shooter was a 36 year old female.
- The shooter used a rifle.

- The shooter was killed by two security guards (off-duty law enforcement) at the scene.
- In 2024, this was the only incident to occur on a Sunday.

---

<sup>20</sup> Incident 2

# 2024 Engagement/Intervention

## 2024 Law Enforcement Exchange of Gunfire Snapshot

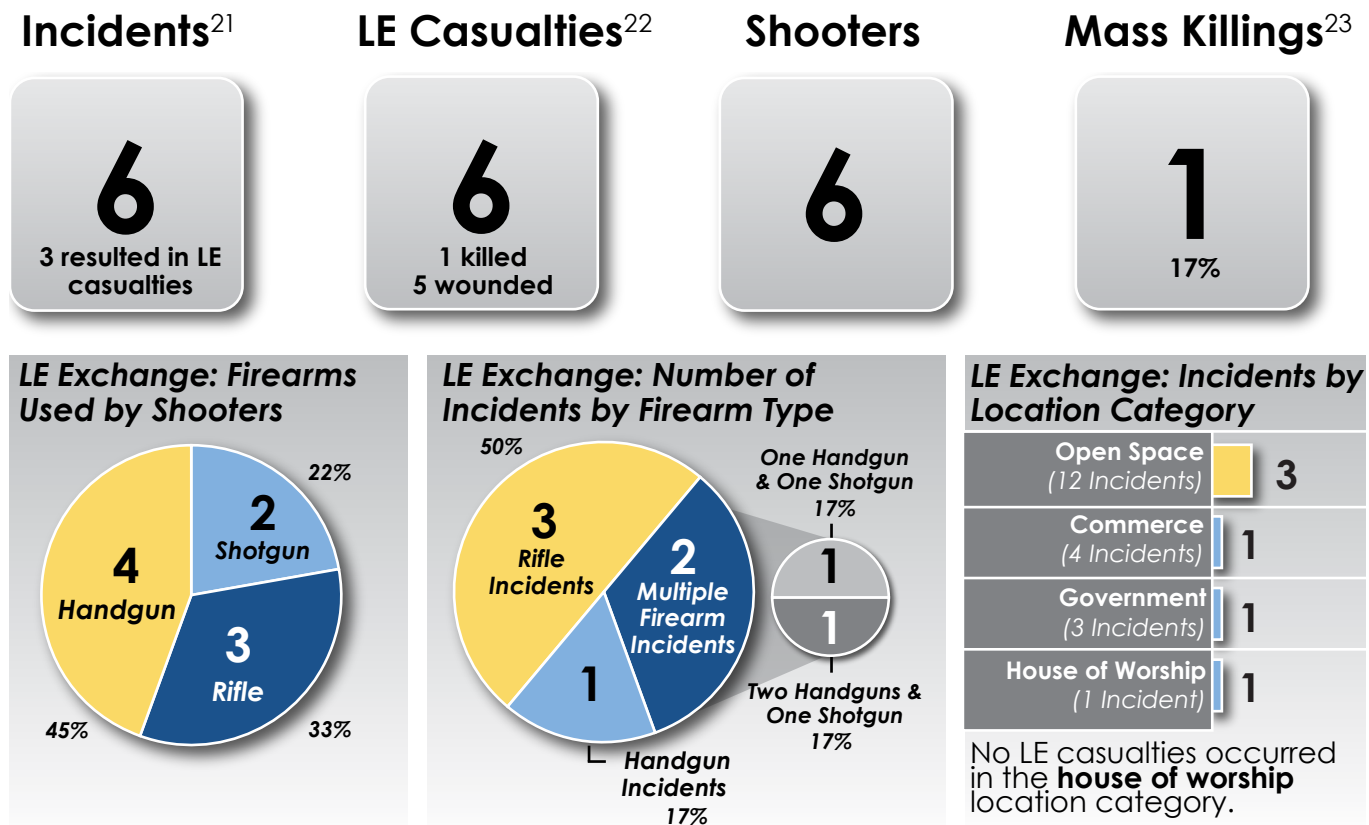


Figure 19

### Summary

In 2024, six incidents (25%) involved law enforcement engagement with an exchange of gunfire. In three incidents, five law enforcement officers were wounded during multiple officer engagement with an exchange of gunfire. One law enforcement officer was killed prior to exchange of gunfire.

- Four shooters were killed (three at the scene and one at another location).
- Two shooters were apprehended at the scene.
- Five engagements were with multiple law enforcement officers; three shooters were killed (two at the scene, and one at another

location), and two shooters were apprehended at the scene.

- One engagement was with a lone law enforcement officer; the shooter was killed at the scene.

In 2024, 18 incidents (75%) did not have an exchange of gunfire; there were no law enforcement casualties.

- Twelve shooters were apprehended (three at the scene and nine at another location).
- Six shooters died by suicide (four at the scene before law enforcement arrived and two at another location after law enforcement arrived).
- One shooter was killed at the scene.

<sup>21</sup> Incidents 2, 4, 10, 12, 14, and 16

<sup>22</sup> Incidents 10, 12, and 16

<sup>23</sup> Incident 10

## 2024 Security Personnel Intervention Snapshot

### Incidents

1

### Security Casualties

0

### Shooters

1

### Mass Killings

0

### Summary

In 2024, one incident involved security personnel intervention.<sup>24</sup>

- The incident occurred in the **commerce** location category (inside and outside a warehouse, closed to the public).
- The shooter used a single handgun in the incident.
- The shooter was confronted by a security guard but evaded capture and was apprehended by law enforcement at another location the following day.

---

<sup>24</sup> Incident 6

## 2024 Civilian Intervention Snapshot



### Summary

In 2024, one incident involved civilian intervention, which resulted in his death.<sup>25</sup>

The incident occurred in the Pre-K through 12th grade **education** location category.

- The civilian who intervened was wounded and died 10 days later.
- In the incident, the shooter used a handgun and a shotgun.
- The shooter attempted to use an improved explosive device (IED).
- The shooter died by suicide prior to law enforcement arrival.

---

<sup>25</sup> Incident 1

# 2024 Shooter Details

## 2024 Shooter Snapshot

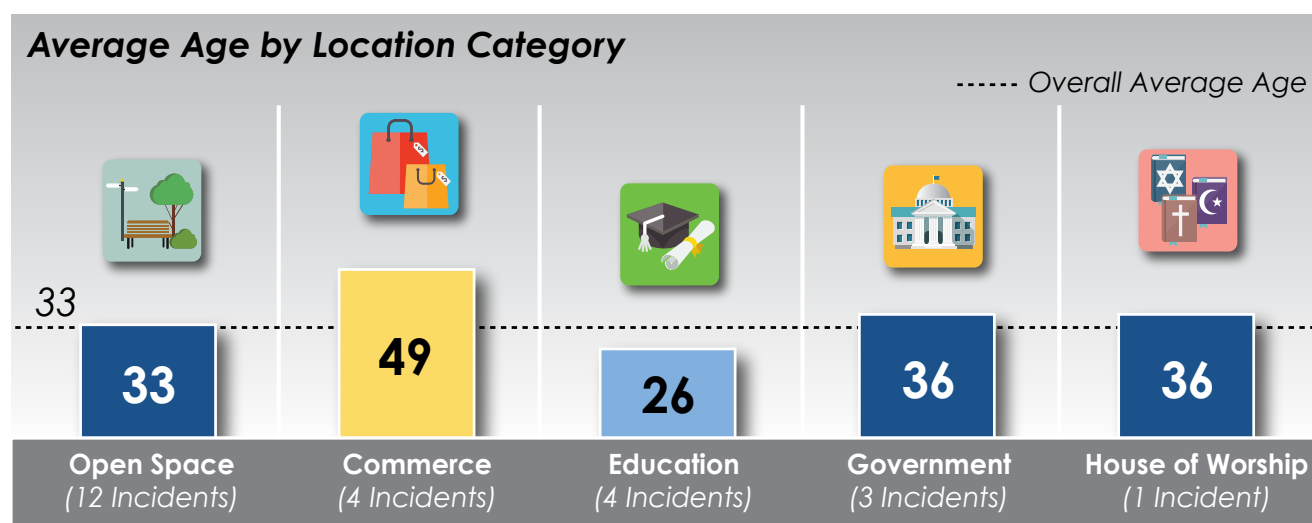
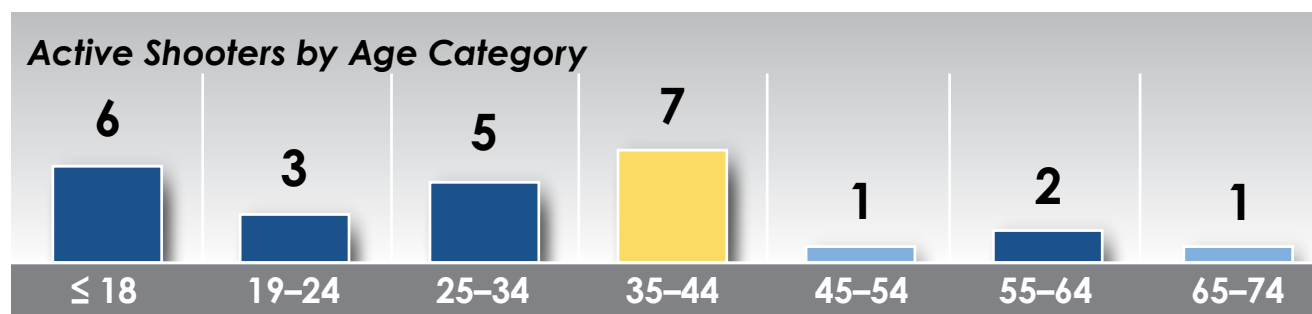


Figure 20

## Summary

In 2024, the youngest shooter was 14 years old; the oldest shooter was 73 years old.<sup>26</sup> The 35-44 age category had the most shooters (seven). The average age of shooters dropped from 34 years old in 2023 to 33 years old in 2024. Only four shooters were over the age of 44 years old.

Number of shooters by age group:

- 18 and younger: 6
- 19-24: 3
- 25-34: 5
- 35-44: 7
- 45-54: 1
- 55-64: 2
- 65-74: 1

<sup>26</sup> Incidents 19 and 23, respectively

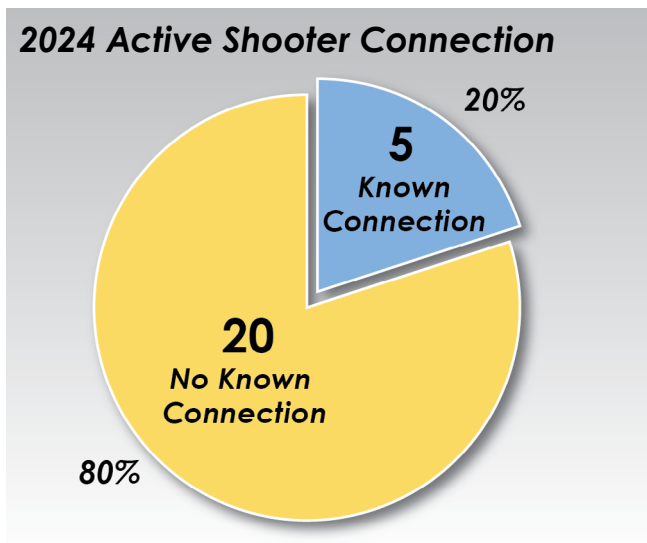


Figure 21

## Summary

Of the 25 shooters, five shooters (20%) had a known connection to the location and/or at least one victim. These shooters were also identified as insider threats. Shooters' known connections included:

- Current employee<sup>27</sup>
- Current student<sup>28</sup>

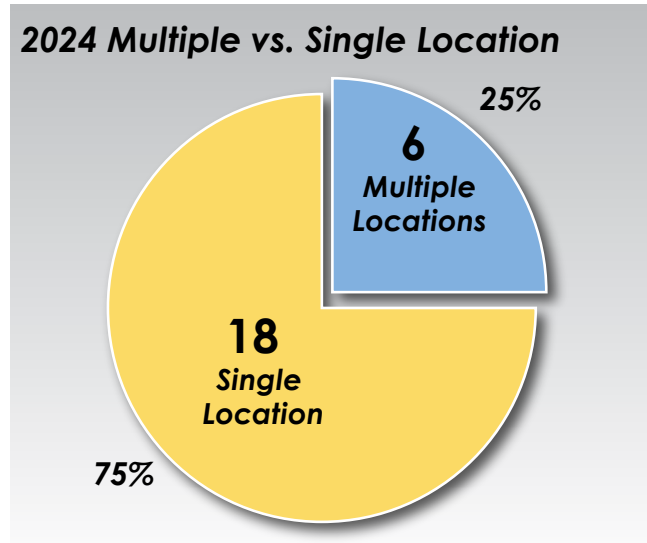


Figure 22

## Summary

Of the 24 incidents, six incidents (25%) occurred in multiple locations.<sup>29</sup>

Of the six incidents in multiple locations:

- Five took place in the **open space** location category.<sup>30</sup> One took place in the **commerce** location category (closed to pedestrian traffic).<sup>31</sup>

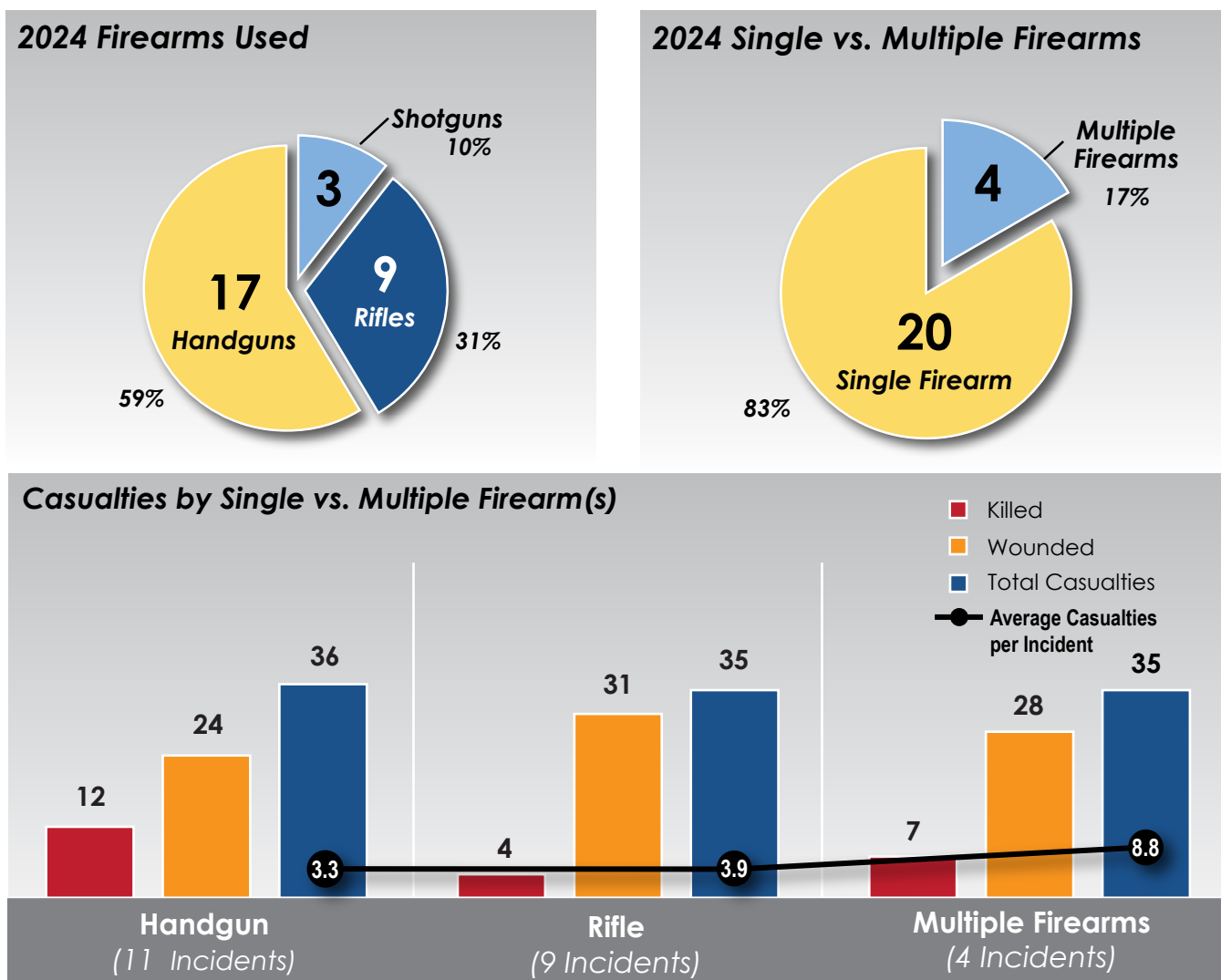
<sup>27</sup> Incidents 5 and 12

<sup>28</sup> Incidents 1, 19, and 24

<sup>29</sup> Incidents 3, 6, 11, 13, 16, and 18

<sup>30</sup> Incidents 3, 11, 13, 16, and 18

<sup>31</sup> Incident 6



**Figure 23**

## Summary

In 24 incidents, 29 firearms were used by shooters.

- Handguns: 17
- Rifles: 9
- Shotguns: 3

In 20 incidents, a single firearm was used:

- A single handgun was used in 11 incidents, resulting in 36 casualties.

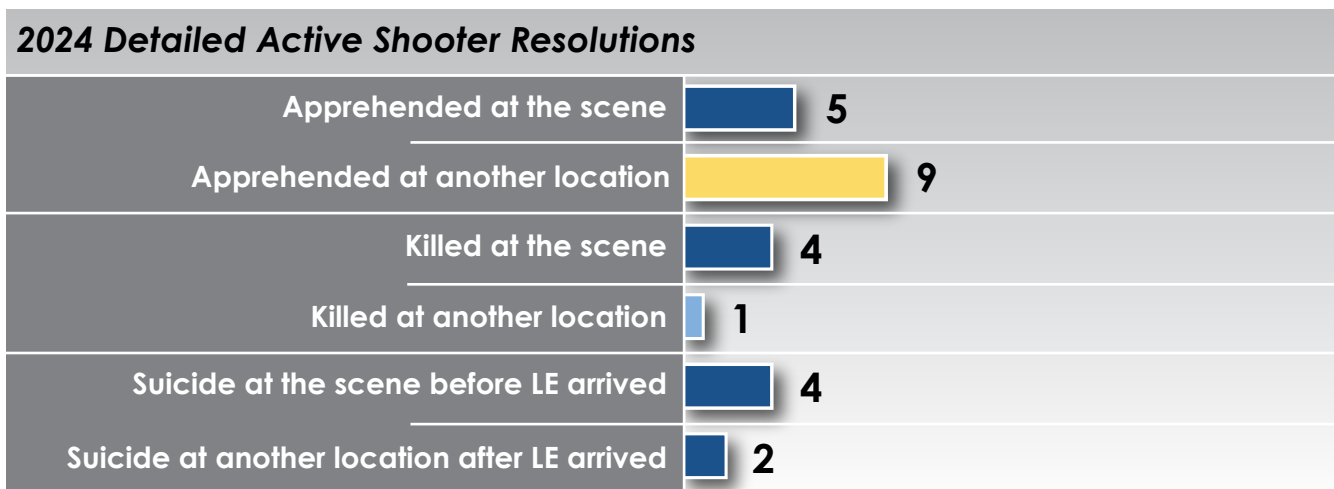
- A single rifle was used in nine incidents, resulting in 35 casualties.

In four incidents, multiple firearms were used.<sup>32,33</sup>

- Two handguns were used in one incident, resulting in nine casualties.
- A handgun and a shotgun were used in two incidents, resulting in 22 casualties.
- Two handguns and a shotgun were used in one incident, resulting in four casualties.

<sup>32</sup> Incidents 1, 8, 10, and 16

<sup>33</sup> This is a statistical representation of the types of firearms used to cause casualties, rather than an analysis of which specific weapon caused each type of casualty.



**Figure 24**

## Summary

Of the 25 shooters<sup>34</sup>, 14 were apprehended (56%), five were killed (20%), and six died by suicide (24%).

- Nine shooters (36%) were apprehended by law enforcement at another location.
- Five shooters (20%) were apprehended by law enforcement at the scene.
- Four shooters (16%) were killed by law enforcement at the scene.
- One shooter (4%) was killed by law enforcement at another location.
- Four shooters (16%) died by suicide at the scene.
- Two shooters died (8%) by suicide at another location.

<sup>34</sup> In incident 13, there were two shooters.



# 2024 Behavioral Analysis

The Behavioral Analysis Unit-1 (BAU-1) is one of four operational BAU units in the FBI's Critical Incident Response Group and is responsible for providing operational support to terrorism and targeted violence investigations, primarily in a proactive and preventative capacity. BAU-1's mission is to identify, assess, and manage the risk of potential future plans of violence. In furtherance of this mission, BAU-1 provides behaviorally-based investigative and operational support to complex and time-sensitive crimes and other matters of significance involving acts or threats of violence, including terrorism, threats, arson, bombings, stalking, and anticipated or active crisis situations. Within BAU-1, the Behavioral Threat Assessment Center uses threat assessment and threat management (TATM) principles to prevent terrorism and mass casualty targeted violence by assessing the threat posed by a person of concern and providing investigators with management suggestions to mitigate that threat.

## Types of Violence

In pursuit of their prevention mission, the FBI's BAU-1 differentiates types of targeted violence, separating acts that require planning and preparation from those that occur in a more spontaneous or impromptu manner due to circumstances of the moment. Acts of targeted violence that are intentional in nature—in which the perpetrator considers, plans, and prepares for the act of violence—are preceded by observable warning sign behaviors that, if recognized and reported, can provide opportunities for disruption. These acts are considered examples of predatory behavior. Acts of targeted violence that arise from emotional responses spontaneously or impulsively do not provide the same breadth of observable warning sign behaviors or time for intervention. Prevention of future attacks can occur through awareness of the warning sign behaviors and communication to local authorities posed to intervene.<sup>35</sup> For information regarding what behaviors to be aware of and who to contact, please see [www.fbi.gov/prevent](https://www.fbi.gov/prevent).

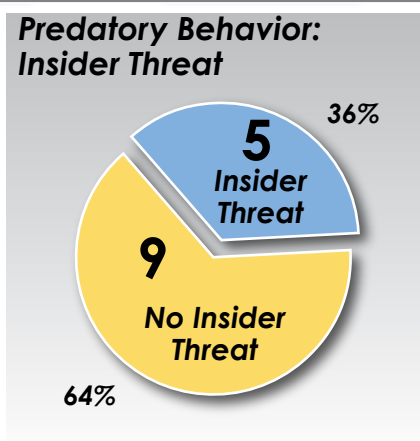
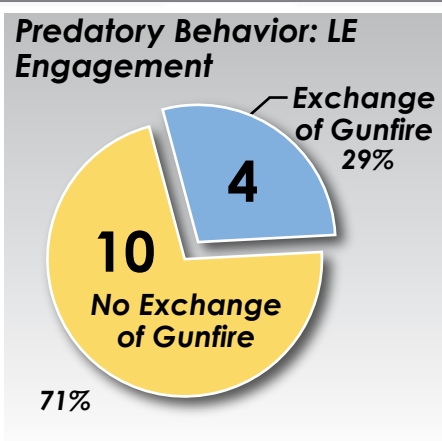

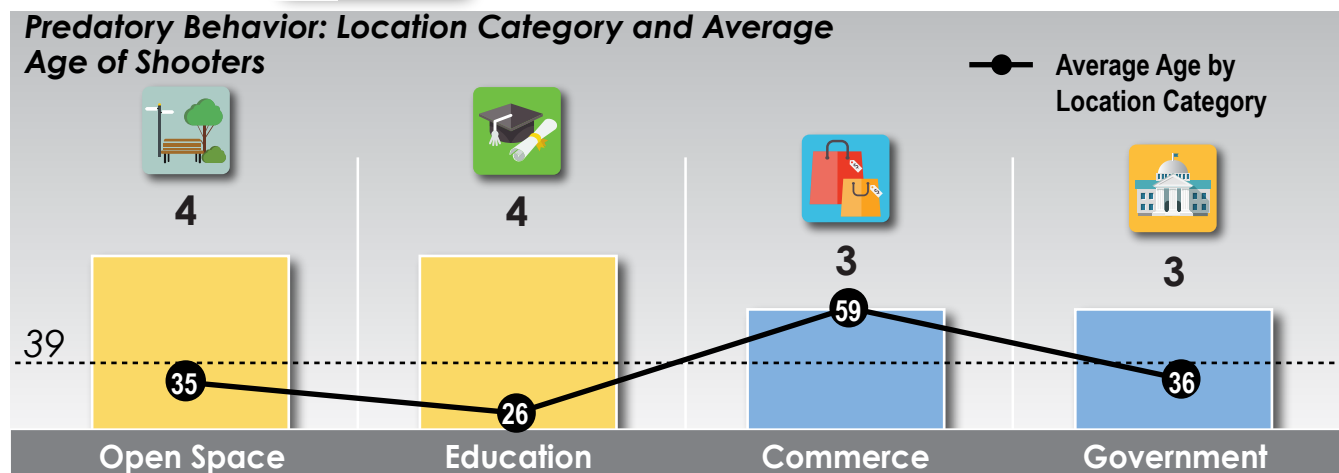

## Mental Health and Impaired Judgment

Assessing the driving force behind an individual's decision to conduct an act of violence is more complex and dynamic than simply determining whether someone was diagnosed with a mental health disorder. Based on BAU-1's research on targeted violence and terrorism, offenders who have committed acts of targeted violence, whether ideologically motivated or not, had a diagnosable mental illness only 25% of the time, which roughly mirrors the prevalence in the general population. BAU-1's research has not identified a causative connection between mental illness and targeted violence or terrorism. Although not causative, mental illness can be a risk factor based on vulnerabilities that may be present, which can be linked to problematic behaviors or impaired judgment. Examples of mental illness may include schizophrenia, bipolar disorder, or major depressive disorder. Other psychological disorders such as personality disorders, substance use/abuse, and adjustment disorders due to environmental stressors can also affect mental wellness and a person's resiliency. Substance use/abuse—whether of illicit, prescription, or legal substances—occurs with less frequency in cases of intentional acts of targeted violence than in cases of reactive/emotional violence. However, substance use/abuse can result in impaired judgment through increased fight or flight responses, grandiosity, paranoia, and altered thought processes.

*The following data reflects a preliminary categorization of incidents based on information available prior to the publication of this report and does not purport to be a complete analysis of individual shooters' behaviors leading up to the attack. These categorizations are based on reported behaviors indicating the shooter likely planned and prepared for the attack. The categorization of incidents could alter based on additional information.*

35 See Appendix 2 for a list of warning signs and predatory behaviors.

## 2024 Shooters with Predatory Behavior Snapshot



**Figure 25**

<sup>36</sup> Incidents 1, 5, 8, 10, 12, 14, 15, 16, 17, 19, 20, 22, 23, and 24. Shooters in incidents 1, 5, 12, 19, and 24 were identified as insider threats.

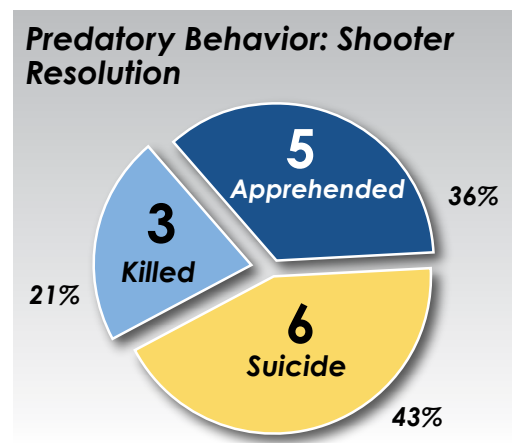
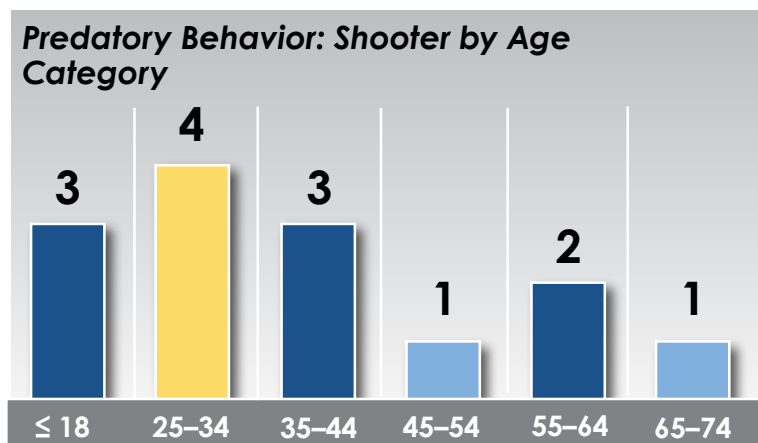


Figure 26

## Summary

In 2024, shooters exhibited predatory behaviors in 14 of the 24 incidents (58%), resulting in 77% of the casualties.

- In 14 incidents, 19 firearms were used (11 handguns, five rifles, and three shotguns).
- In four incidents, multiple firearms were used.
- In four incidents, the shooter exchanged gunfire with law enforcement.
- In five incidents, the shooter was considered an insider threat.
- Both the **open space** and **education** location categories had four incidents each.
- Both the **commerce** and **government** location categories had three incidents each.
- The 25-34 age category had the most shooters (four).
- The shooters' average age was 39 years old.
- Six shooters died by suicide (four at the scene before law enforcement arrived and two at another location after law enforcement arrived).
- Five shooters were apprehended (three at the scene and two at another location).
- Three shooters were killed by law enforcement (two at the scene and one at another location).

## 2024 Shooters Lacking Predatory Behavior Snapshot

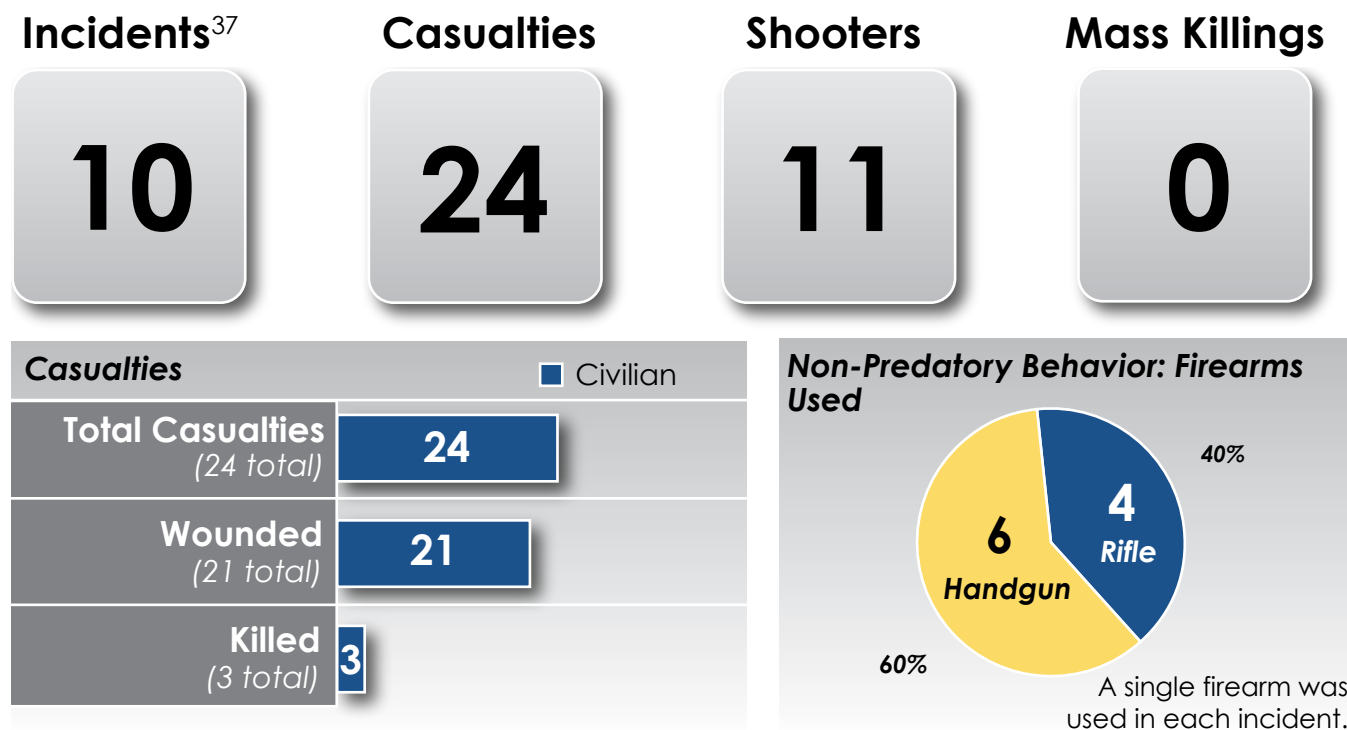


Figure 27

### Summary

In 2024, 11 shooters (42%) did not exhibit predatory behaviors, resulting in 23% of the casualties.

- In 10 incidents, the shooter used a single firearm (six handguns and four rifles).
- In two incidents, the shooter exchanged gunfire with law enforcement.
- Eight incidents occurred in the **open space** location category.

- Both the **house of worship** and **commerce** location categories had one incident each.
- Nine shooters were apprehended (three at the scene and six at another location).
- Two shooters were killed by law enforcement at the scene.

<sup>37</sup> Incidents 2, 3, 4, 6, 7, 9, 11, 13, 18, and 21

# 2024 Active Shooter Incident Summaries



Open Space  
12



Commerce  
4



Education  
4



Government  
3



House of  
Worship  
1



Health Care  
0



Residence  
0

The FBI identified 24 active shooter incidents in 2024. Incident summaries are listed in local times.

*\* Incidents designated as mass killings*

## 1. Perry High School, Perry, Iowa (Education)



On Thursday, January 4, 2024, at approximately 7:35 a.m., an identified male shooter, 17, armed with a shotgun and a handgun, began shooting people inside Perry High School in Perry, Iowa. Two people (one faculty member and one student) were killed; six people (two faculty members and four students) were wounded. The shooter died by suicide at the scene before law enforcement arrived.

## 2. Lakewood Church, Houston, Texas (House of Worship)



On Sunday, February 11, 2024, at approximately 1:55 p.m., an identified female shooter, 36, armed with a rifle, began shooting people in Lakewood Church in Houston, Texas. Two people were wounded. The shooter was killed by two security guards (off-duty law enforcement) during an exchange of gunfire at the scene.

## 3. Multiple Locations Interstate 10, Bonifay, Florida (Open Space)



On Monday, April 8, 2024, at approximately 11:15 a.m., an identified female shooter, 22, armed with a handgun, began shooting people in moving vehicles on Interstate 10 between mile markers 107 and 112 in Bonifay, Florida. Two people were wounded. The shooter was apprehended by law enforcement at another location.

## 4. 100 Block North Gilcrease Museum Road, Tulsa, Oklahoma (Open Space)



On Wednesday, May 15, 2024, at approximately 3:30 p.m., an identified male shooter, 21, armed with a handgun, began shooting at occupied vehicles in the 100 block of North Gilcrease Museum Road, Tulsa, Oklahoma. There were no casualties reported. The shooter was killed by law enforcement at the scene during an exchange of gunfire.

## 5. Delaware County Linen Inc., Chester, Pennsylvania (Commerce)



On Wednesday, May 22, 2024, at approximately 8:28 a.m., an identified male shooter, 61, armed with a handgun, began shooting people at Delaware County Linen Inc., in Chester, Pennsylvania. Two people (employees) were killed; three people (employees) were wounded. The shooter was apprehended by law enforcement at another location.

## 6. Refresco Beverages and Oncor Electric, Fort Worth, Texas (Commerce)



On Thursday, May 30, 2024, at approximately 2:30 a.m., an identified male shooter, 18, armed with a handgun, began shooting people outside Refresco Beverages and inside Oncor Electric in Fort Worth, Texas. One person (employee) was killed. The shooter was confronted by a security guard but evaded capture and was apprehended by law enforcement at the scene the following day.

---

**7. 400 Block of South State Street, San Jacinto, California (Open Space)**



On Monday, June 3, 2024, at approximately 7:05 a.m., an identified male shooter, 39, armed with a handgun, began shooting people in moving vehicles along the 400 block of South State Street, San Jacinto, California. One person was killed; one person was wounded. The shooter was apprehended by law enforcement at the scene.

---

**8. Brooklands Plaza Splash Pad, Rochester Hills, Michigan (Open Space)**



On Saturday, June 15, 2024, at approximately 5:11 p.m., an identified shooter, 42, armed with two handguns, began shooting people at the Brooklands Plaza Splash Pad in Rochester Hills, Michigan. Nine people were wounded. The shooter died by suicide at another location.

---

**9. Coulter Street and 37th Avenue, Amarillo, Texas (Open Space)**



On Monday, June 17, 2024, at approximately 10:50 p.m., an identified male shooter, 35, armed with a rifle, began shooting at people in moving vehicles near 37th Avenue, Coulter Street, and Sleepy Hollow Boulevard in Amarillo, Texas. Four people were wounded (three sustained incidental injuries from glass). The shooter was apprehended by law enforcement at the scene the next day.

---

**10. The Mad Butcher #406, Fordyce, Arkansas (Commerce)\***



On Friday, June 21, 2024, at approximately 11:38 a.m., an identified male shooter, 44, armed with a shotgun and a handgun, began shooting at people inside and outside The Mad Butcher supermarket in Fordyce, Arkansas. Four people were killed; 10 people were wounded (eight civilians and two law enforcement officers). The shooter was apprehended by law enforcement at the scene following an exchange of gunfire.

---

**11. Cherry Creek Racquet Club and Pheasant Run Communities, Aurora, Colorado (Open Space)**



On Thursday, June 27, 2024, at approximately 9:20 p.m., an identified male shooter, 34, armed with a rifle, began shooting people in the Cherry Creek Racquet Club and Pheasant Run communities in Aurora, Colorado. Three people were wounded. The shooter was apprehended by law enforcement at another location.

---

**12. Canyon Lodge/Yellowstone National Park, Mammoth Hot Springs, Wyoming (Government)**



On Thursday, July 4, 2024, at approximately 8:00 a.m., an identified male shooter, 28, armed with a rifle, began shooting outside the Canyon Lodge and Resort in Yellowstone National Park, Mammoth Hot Springs, Wyoming. One person was wounded (a law enforcement ranger). The shooter was killed by law enforcement rangers at the scene during an exchange of gunfire.

---

**13. Multiple Locations, Charlotte, North Carolina (Open Space)**



On Tuesday, July 9, 2024, between 1:05 a.m. and 1:30 a.m., two identified male shooters, 16 and 18, armed with a single handgun, began shooting people at various locations in Charlotte, North Carolina. One person was killed; two people were wounded. The shooters were apprehended by law enforcement at another location two days later.

---

**14. 100 Block of Murphytown Road, Green Mountain, North Carolina (Open Space)**



On Wednesday, July 24, 2024, at approximately 1:51 p.m., an identified male shooter, 36, armed with a rifle, began shooting at utility workers in the 100 block of Murphytown Road, Green Mountain, North Carolina. Three people were wounded. The shooter was apprehended by law enforcement at the scene following an exchange of gunfire.



### 15. Monroe County Justice Center, Madisonville, Tennessee (Government)



On Friday, August 2, 2024, at approximately 8:30 a.m., an identified male shooter, 49, armed with a rifle, began shooting at people inside and outside the Monroe County Justice Center in Madisonville, Tennessee. There were no casualties reported. The shooter was killed by law enforcement at the scene.

### 16. For Oak Cliff, Dallas, Texas (Open Space)



On Thursday, August 29, 2024, at approximately 10:04 p.m., an identified male shooter, 30, armed with two handguns and a shotgun, began shooting people outside Oak Cliff Community Center in Dallas, Texas. One person was killed (law enforcement); three people were wounded (two law enforcement and one civilian). The shooter was killed by law enforcement at another location following a vehicle pursuit.

### 17. Chicago Transportation Authority (CTA), Blue Line Train, Forest Park, Illinois (Government)\*



On Monday, September 2, 2024, at approximately 5:27 a.m., an identified male shooter, 30, armed with a handgun, began shooting people inside a CTA Blue Line train near the 711 Desplaines Avenue Station in Forest Park, Illinois. Four people were killed. The shooter was apprehended at another location by law enforcement.

### 18. Interstate 5, Seattle, Washington (Open Space)



On Monday, September 2, 2024, starting at approximately 8:30 p.m., an identified male shooter, 44, armed with a handgun, began shooting people in vehicles on Interstate 5 in Seattle, Washington. Six people were wounded (one with incidental injuries). The shooter was apprehended by law enforcement at another location.

### 19. Apalachee High School, Winder, Georgia (Education)\*



On Wednesday, September 4, 2024, at approximately 10:20 a.m., an identified male shooter, 14, armed with a rifle, began shooting people inside Apalachee High School in Winder, Georgia. Four people were killed (two students and two teachers); nine people were wounded (eight students and one teacher). The shooter was apprehended by law enforcement at the scene.

### 20. Interstate 75, Exit 49, London, Kentucky (Open Space)



On Saturday, September 7, 2024, at approximately 5:25 p.m., an identified male shooter, 32, armed with a rifle, began shooting people in vehicles on Interstate 75, exit 49 in London, Kentucky. Eight people were wounded (three in vehicle collisions). The shooter died by suicide and was found five days later.

### 21. University Lake Park, Anchorage, Alaska (Open Space)



On Monday, November 25, 2024, at approximately 10:45 p.m., an identified male shooter, 21, armed with a rifle, began shooting people on a trail near University Lake Park Medical Center in Anchorage, Alaska. One person was wounded. The shooter was apprehended at a different location approximately three weeks later.

### 22. Feather River Adventist School, Oroville, California (Education)



On Wednesday, December 4, 2024, at approximately 1:08 p.m., an identified male shooter, 56, armed with a handgun, began shooting students outside Feather River Adventist School in Oroville, California. Two people were wounded (students). The shooter died by suicide at the scene before law enforcement arrived.

### **23. Lafayette Laundry, Lafayette, Indiana (Commerce)**



On Thursday, December 5, 2024, at approximately 7:40 p.m., an identified male shooter, 73, armed with a handgun, began shooting people inside Lafayette Laundry in Lafayette, Indiana. One person was killed; two people were wounded. The shooter died by suicide several days after sustaining a self-inflicted gunshot wound on the day of the shooting before law enforcement arrived.

### **24. Abundant Life Christian School, Madison, Wisconsin (Education)**



On Monday, December 16, 2024, at approximately 10:57 a.m., an identified female shooter, 15, armed with a handgun, began shooting individuals inside the Abundant Life Christian School in Madison, Wisconsin. Two people were killed (one student and one staff member); six people were wounded (five students and one teacher). The shooter died by suicide at the scene before law enforcement arrived.





## Five-Year Overview of Active Shooter Incidents 2020—2024

## Five-Year Executive Summary

From 2020–2024, the FBI designated 223 active shooter incidents in the United States, a 70% increase from the previous five-year period 2015–2019 (131).

There were 227 shooters in the 223 active shooter incidents from 2020–2024, which occurred in 43 states and the District of Columbia, representing all seven location categories.

Additional five-year key findings include:

### Incident Data

- California had the most incidents (25), followed by Texas (22) and Florida (13).
- June had the highest number of incidents (35); May had the second highest number of incidents (27); February and October had the least number of incidents (11).
- Saturday had the highest number of incidents (46); Monday had the second highest number of incidents (38); Friday had the least number of incidents (23).
- Incidents occurred in seven location categories: 92 incidents (41%) occurred in **open space**, 88 in **commerce** (39%), 13 in **education** (6%), 11 in **government** (5%), 11 in **residence** (5%), four in **health care** (2%), and four in **house of worship** (2%).

### Casualty Data

- There were 1,070 casualties (369 killed and 701 wounded). The average number of casualties was 4.8 per incident.
- Seven law enforcement officers were killed; 54 were wounded.
- In the incident with the highest number of casualties (55), seven were killed and 48 were wounded (Central Avenue, Highland Park, Illinois, 2022).
- In 22 incidents, there were no casualties.

- Forty-eight incidents (22%) were mass killings.
- Fifty-two incidents (23%) involved law enforcement engagement with an exchange of gunfire resulting in six law enforcement officers killed and 41 wounded.

### Shooter Data

- Of the 227 shooters, 215 were male (95%), nine were female (4%), and three are unidentified and at large (1%).
- Shooters were as young as 12 years old and as old as 87 years old.
- In the 223 incidents, 283 firearms were used by the shooters—178 handguns, 76 rifles, 15 shotguns, and 14 unidentified firearms.
- In the 223 incidents, 172 involved a single firearm, 46 involved multiple firearms, and five involved unknown firearms.
- In two incidents (1%), the shooter used or attempted to use IEDs.
- Of the 227 shooters, 13 wore body armor (6%).
- Of the 227 shooters, 130 were apprehended by law enforcement (57%), 42 were killed by law enforcement (19%), 40 died by suicide (18%), eight were killed by citizens (4%), and six remain at large (3%). One shooter was killed in a vehicle crash while attempting to escape.

# 2020–2024 Active Shooter Incidents Snapshot

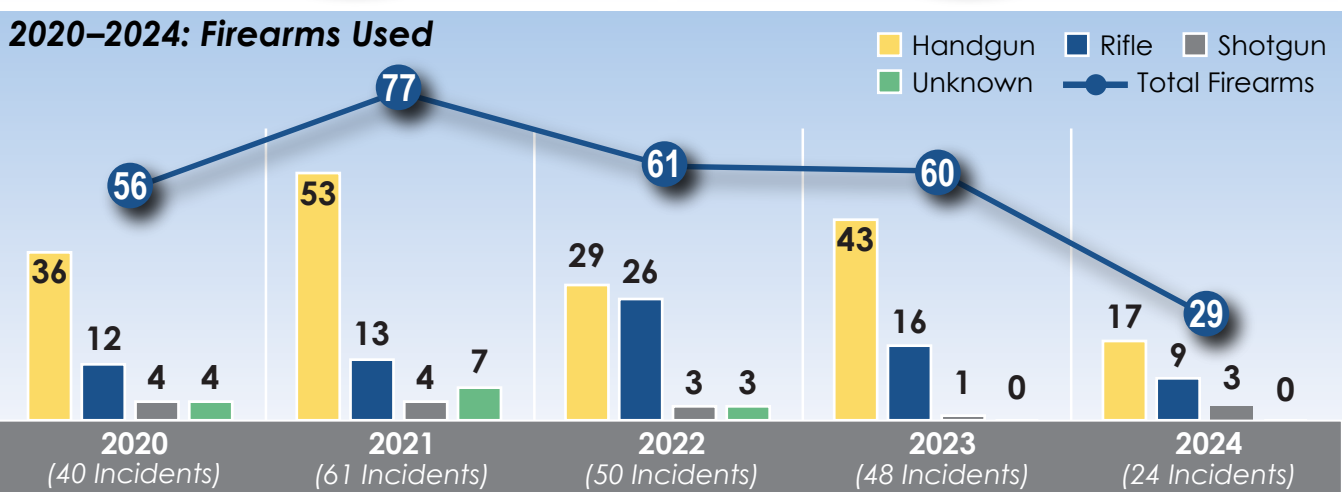
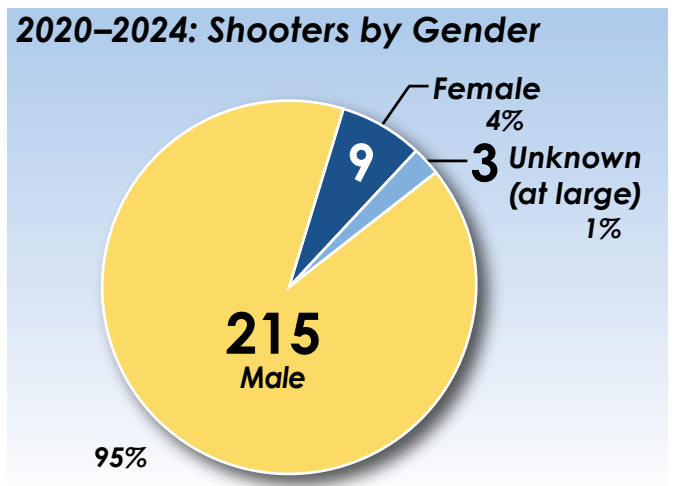
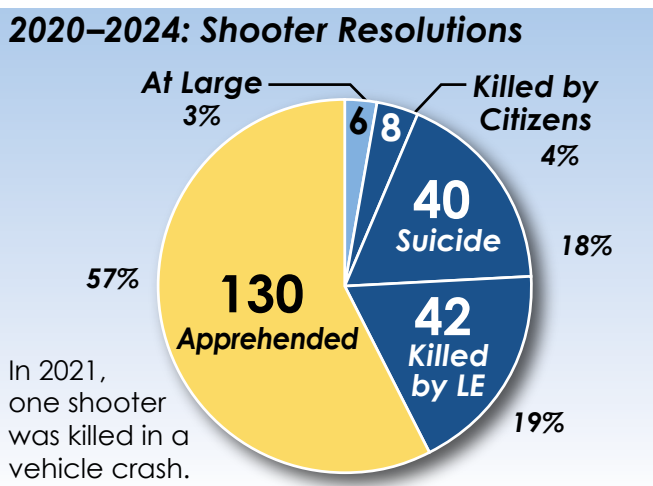
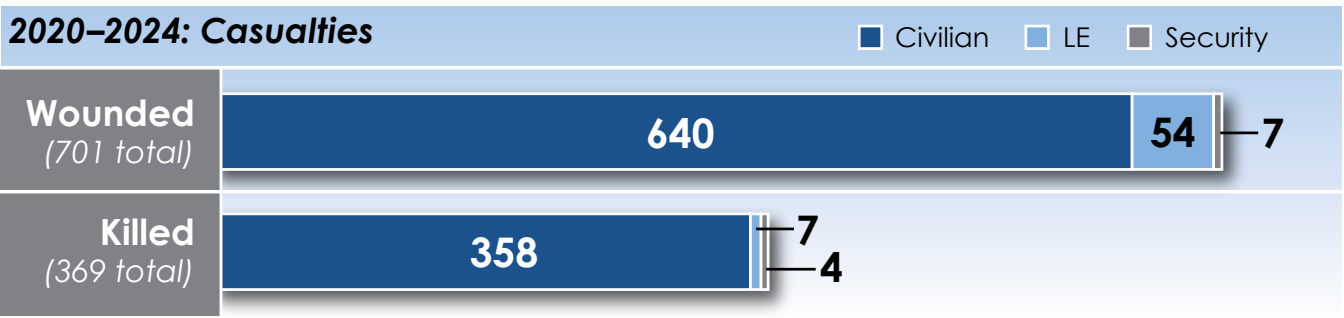
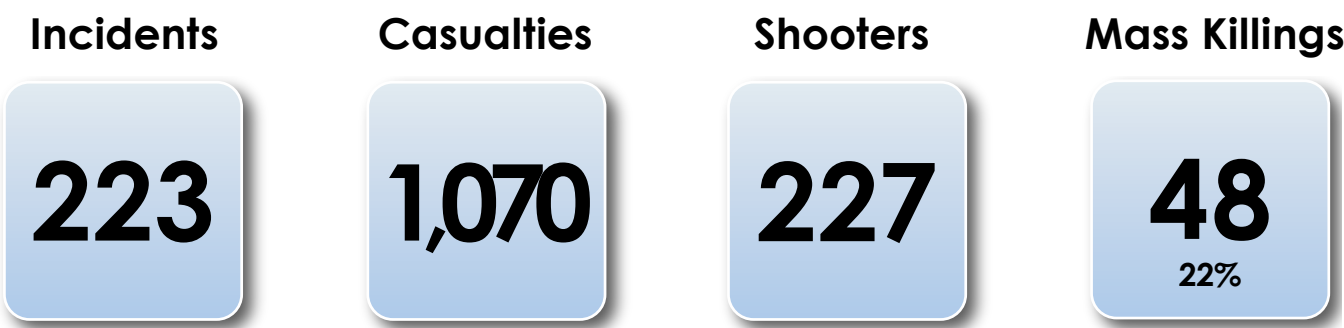


Figure 28

## A Comparison of 2020–2024 Statistics

		2024	2023	2022	2021	2020
Total Incidents		24	48	50	61	40
Casualties (Excluding Shooters)		106 23 killed 83 wounded	244 105 killed 139 wounded	313 100 killed 213 wounded	243 103 killed 140 wounded	164 38 killed 126 wounded
LE Officers Killed		1	2	1	2	1
LE Officers Wounded		5	12	21	5	11
Met “Mass Killing” Definition		3	15	13	12	5
Incidents Where LE Engaged Shooters		6	12	9	17	8
Shooters		25 shooters 22 male 3 female	49 shooters 48 male 1 female	50 shooters 48 male 1 female 1 unknown	61 shooters 60 male 1 female	42 shooters 37 male 3 female 2 unknown
Shooter Resolutions*	Shooters Committed Suicide	6	7	9	11	7
	Shooters Killed by LE	5	12	7	14	4
	Shooters Killed by Citizen	0	0	2	4	2
	Shooters Apprehended by LE	14	30	30 2 at large	30 1 at large	26 3 at large
Shooters Wore Body Armor		0	5	4	2	1
Shooters Used/ Attempted to Use IED(s)		1 shooter 1 IED	0	0	1 shooter 4 IEDs	0
* In 2021, one shooter was killed in a vehicle crash and does not fit into any shooter resolution category. Three of the six “at large” shooters remain unidentified.						

Figure 29

## 2020–2024 Incident Statistics

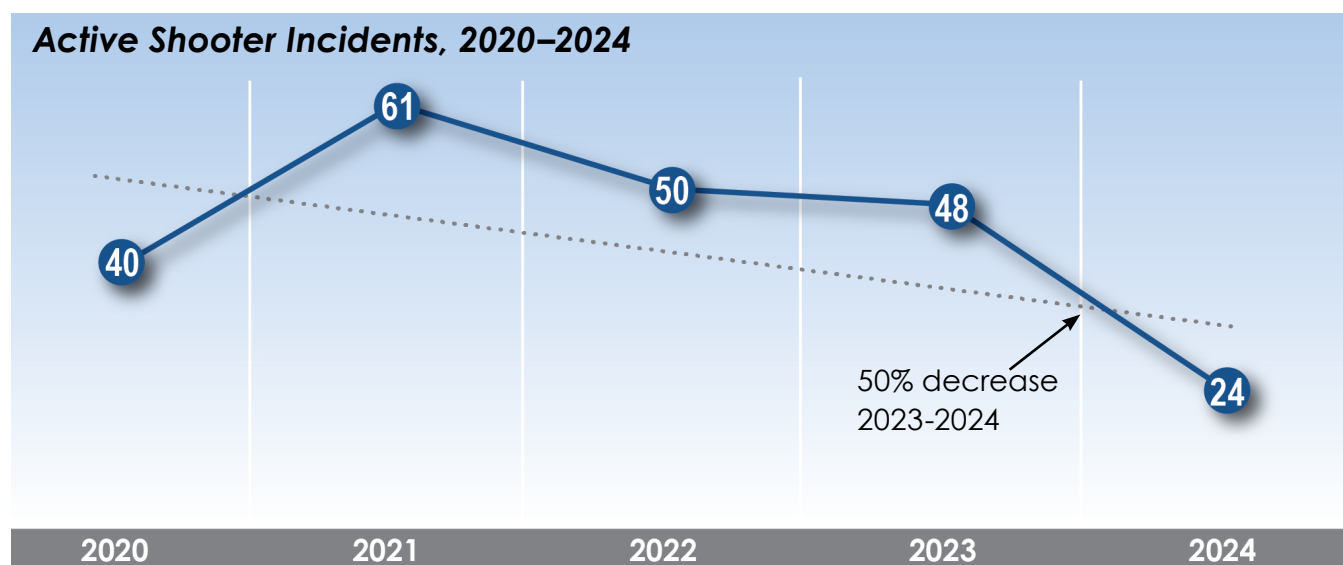


Figure 30

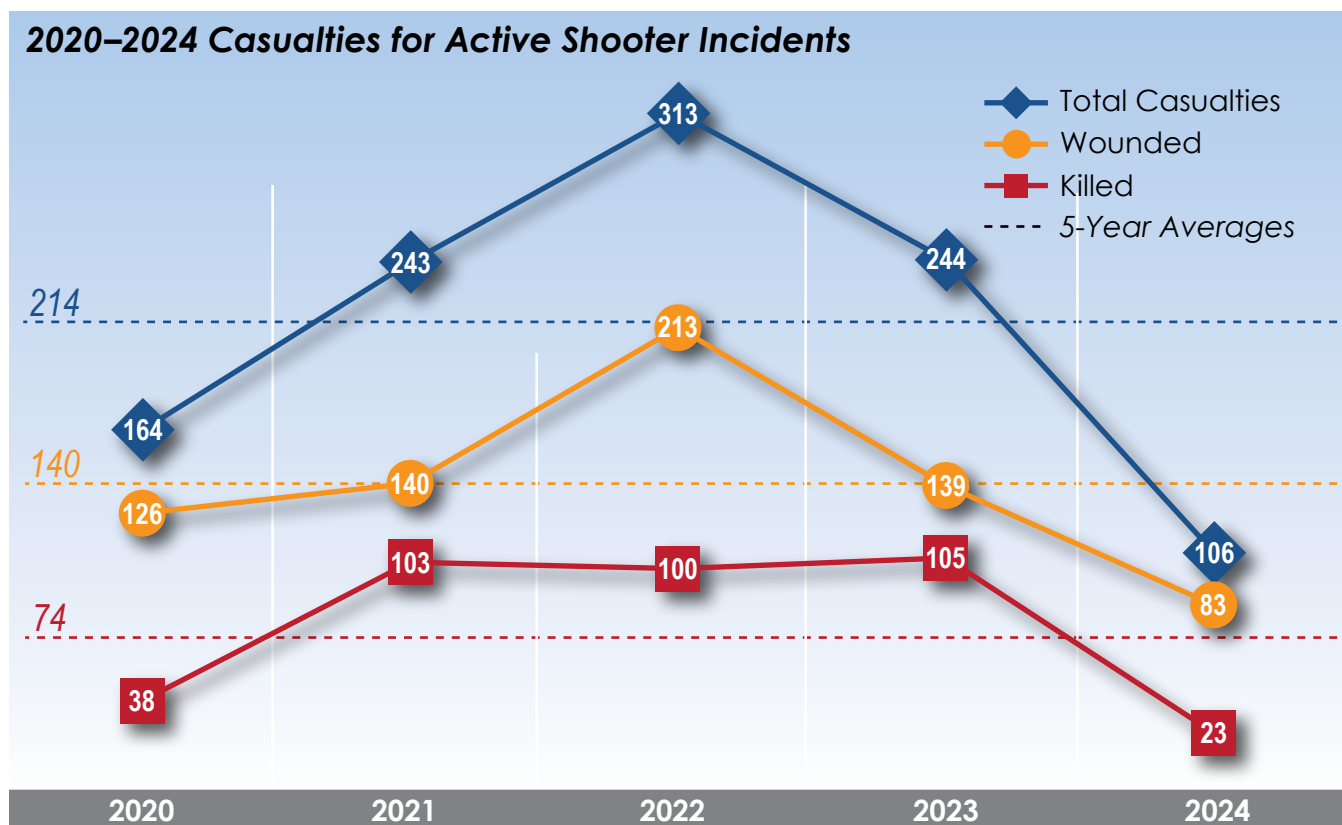
### Summary

In 2024, the number of incidents (24) decreased 50% from 2023 (48). The data from 2020–2024 shows a downward trend. The average number of incidents per year from 2020–2024 was 44.6.

Number of incidents within the five-year period, 2020–2024:<sup>38</sup>

- 2020: **40**
- 2021: **61**
- 2022: **50**
- 2023: **48**
- 2024: **24**

<sup>38</sup> For previous reports, [visit fbi.gov/survive](https://www.fbi.gov/survive).



**Figure 31**

## Summary

In 2024, casualties (106) decreased 57% from 2023 (244) and is less than the five-year average for the years 2020–2024 (214). The incident with the highest number of casualties (55) in the five-year period was in 2022 on Central Avenue in Highland Park, Illinois.

In 2024, the number killed (23) decreased 78% from 2023 (105) and is less than the five-year average for the years 2020–2024 (74).

In 2024, the number wounded (83) decreased 40% from 2023 (139) and is less than the five-year average for the years 2020–2024 (140).

Number of killed, wounded, and total casualties for the years 2020–2024:<sup>39</sup>

Year	Killed	Wounded	Total Casualties
2020	38	126	164
2021	103	140	243
2022	100	213	313
2023	105	139	244
2024	23	83	106

<sup>39</sup> The FBI attempts to validate previous incident information when available, which may result in updates to previously published data.

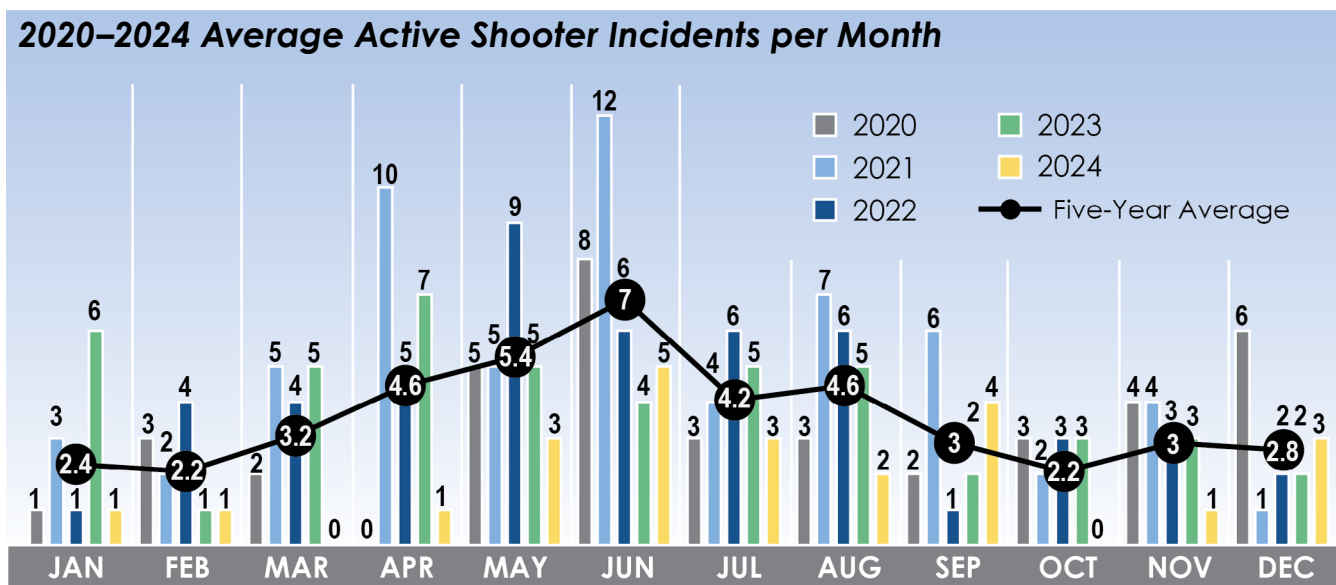


Figure 32

## Summary

From 2020–2024, June had the highest number of incidents (35), an average of seven per year. February and October each had the lowest number of incidents (11), an average of 2.2 per year.

Average number of incidents by month:

- January: 2.4
- February: 2.2
- March: 3.2
- April: 4.6
- May: 5.4
- June: 7
- July: 4.2
- August: 4.6
- September: 3
- October: 2.2
- November: 3
- December: 2.8

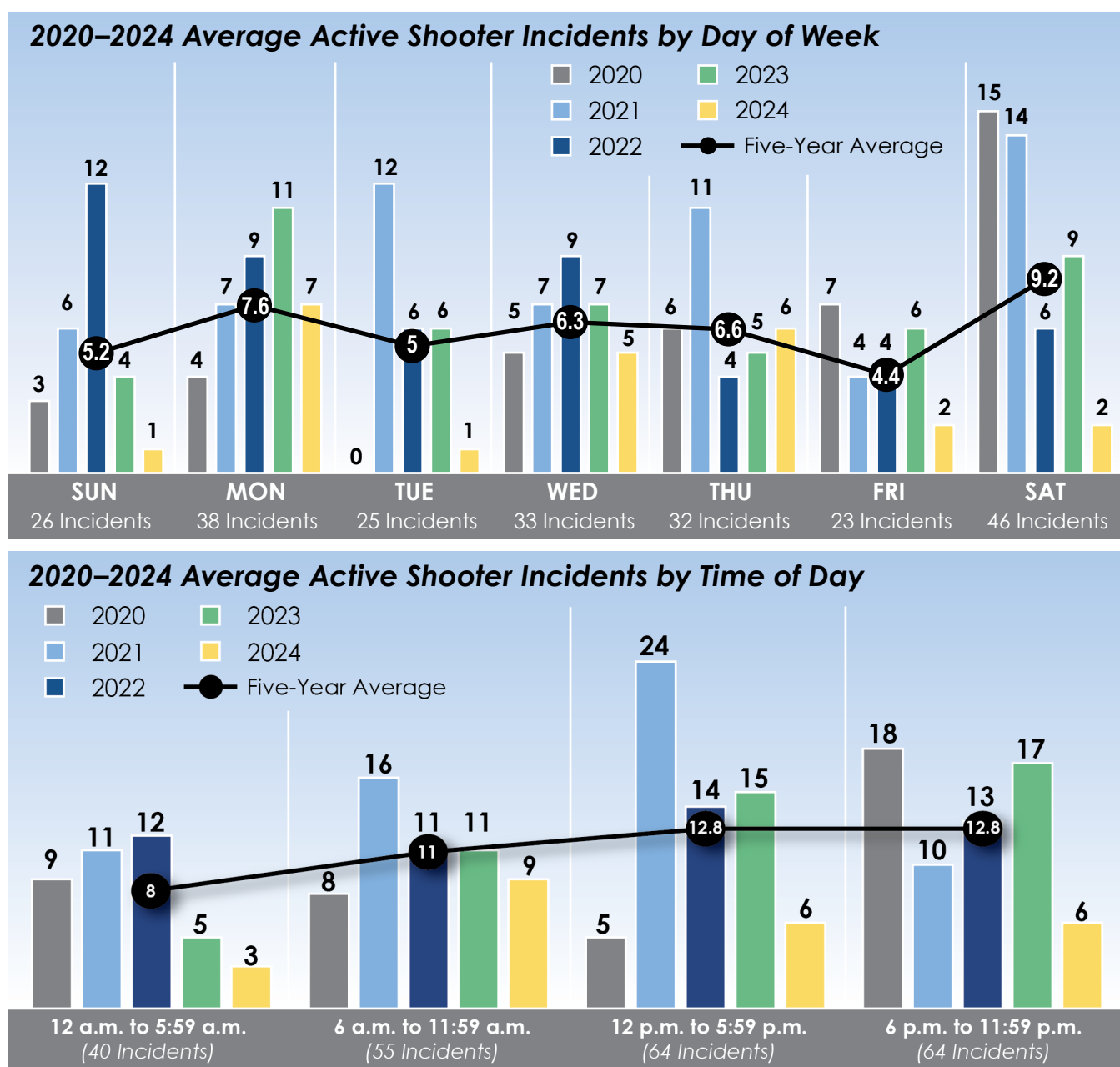


Figure 33

## Summary

From 2020–2024, Saturday had the highest number of incidents (46); Friday had the lowest number of incidents (23).

Average number of incidents by day of week:

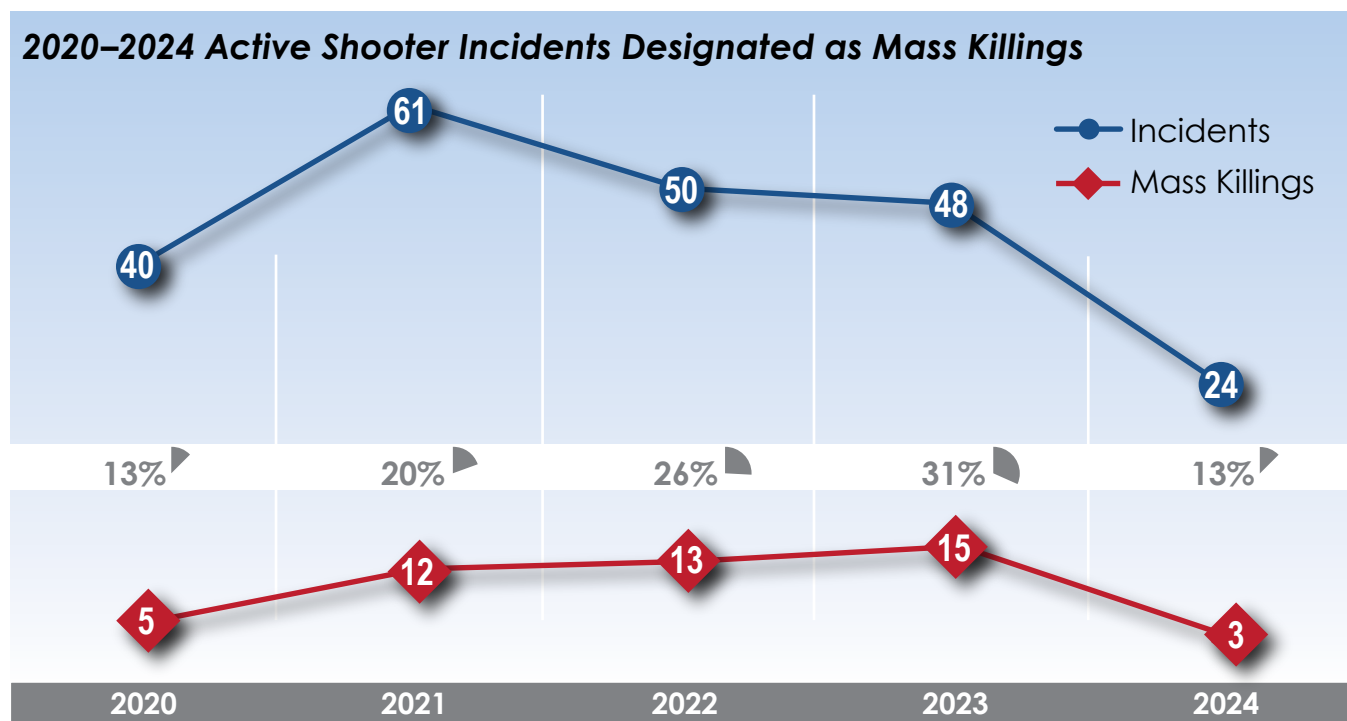
- Sunday: 5.2
- Monday: 7.6
- Tuesday: 5
- Wednesday: 6.3
- Thursday: 6.6
- Friday: 4.4
- Saturday: 9.2

From 2020–2024, 128 incidents (57%) occurred between 12 p.m. and 11:59 p.m., and 95 incidents (43%) occurred between 12 a.m. and 11:59 a.m.

Average number of incidents by time of day:

- 12 a.m. to 5:59 a.m.: 8
- 6 a.m. to 11:59 a.m.: 11
- 12 p.m. to 5:59 p.m.: 12.8
- 6 p.m. to 11:59 p.m.: 12.8



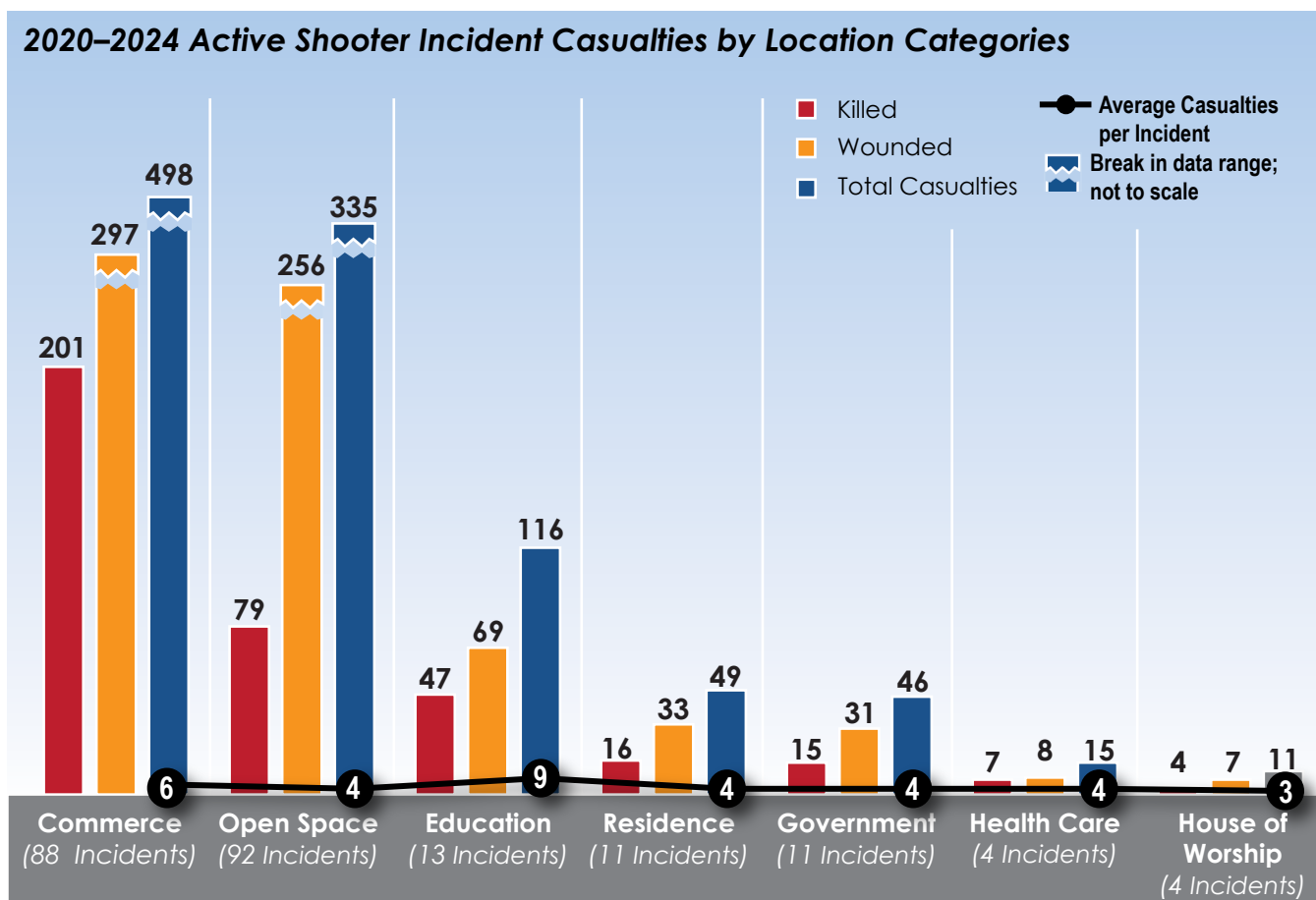


**Figure 34**

## Summary

From 2020–2024, 48 incidents (22%) were mass killings. The average number of mass killings was 9.6 per year for the last five years.

Year	Incidents	Mass Killings
2020	40	5
2021	61	12
2022	50	13
2023	48	15
2024	24	3



**Figure 35**

## Summary

From 2020–2024, the **commerce** location category had 88 incidents (39%), resulting in 498 casualties (46%). The **open space** location category had 92 incidents (41%), resulting in 335 casualties (31%). The **education** location category had 13 incidents (6%), resulting in 116 casualties (11%). The **education** location category had the highest average of casualties (nine) per incident for the last five years. In 2024, the **education** location category had an average of 7.8 casualties per incident. The **house of worship** location category had the lowest average of casualties (three) per incident for the same period.

Average casualties per incident by location category:

- Commerce: 6
- Open space: 4
- Education: 9
- Residence: 4
- Government: 4
- Health care: 4
- House of worship: 3

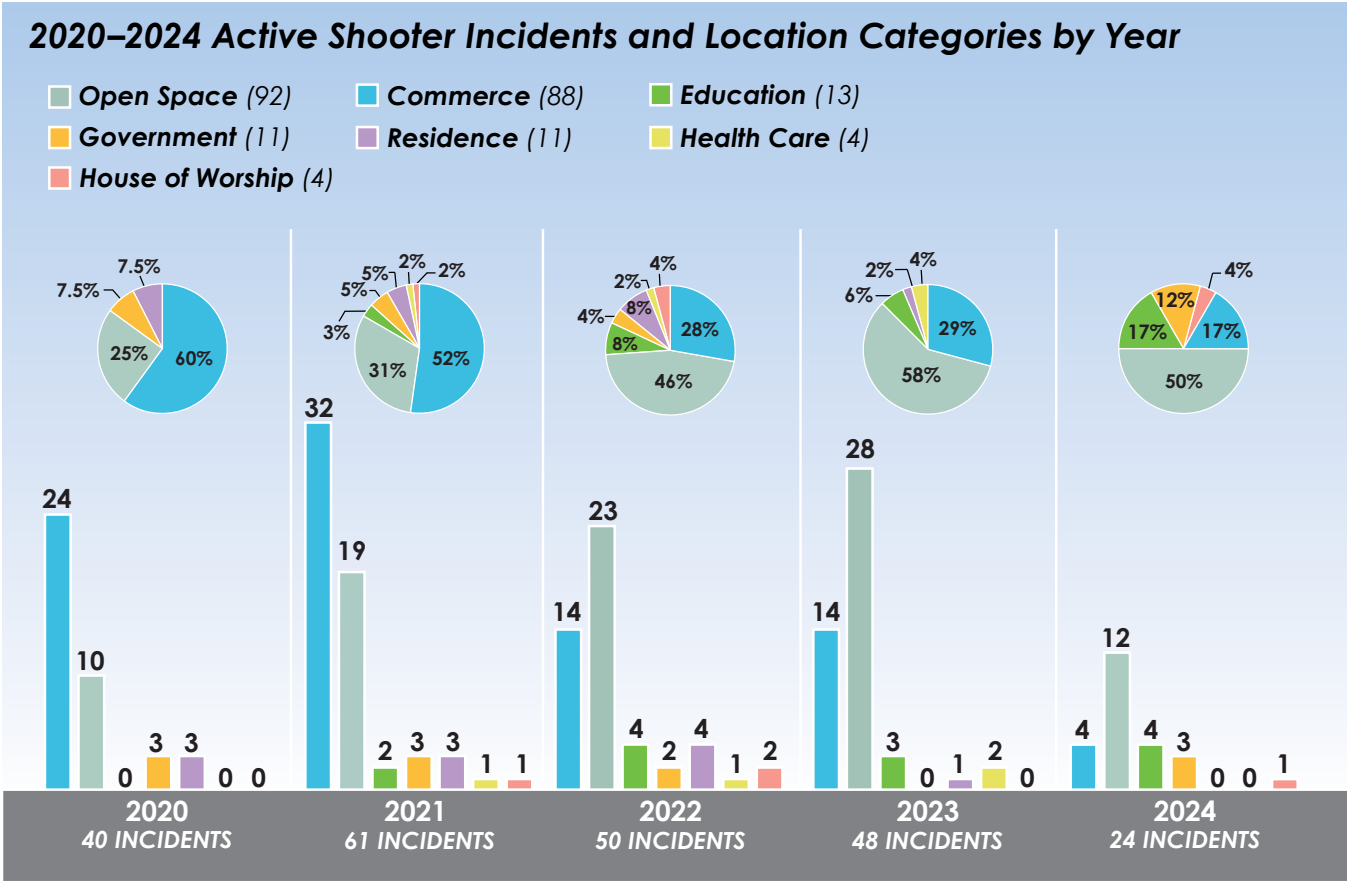


Figure 36

### Summary

From 2020–2024, the 223 incidents occurred in all seven location categories.

Of the 223 incidents, 92 occurred in **open space** (41%), 88 occurred in **commerce** (39%), 13 in **education** (6%), 11 in **government** (5%), 11 in **residence** (5%), four in **health care** (2%), and four in **house of worship** (2%).

- From 2020–2024, **open space** became the location category with the highest number of incidents for the five-year period, whereas

from 2019–2023, **commerce** had the most incidents for the five-year period.

- From 2020–2023 the **open space** location category saw an increase of incidents each year. Although **open space** incidents decreased in 2024, it remained the category with the highest number of incidents.
- Commerce** and **open space** were the only location categories with incidents in all five years.

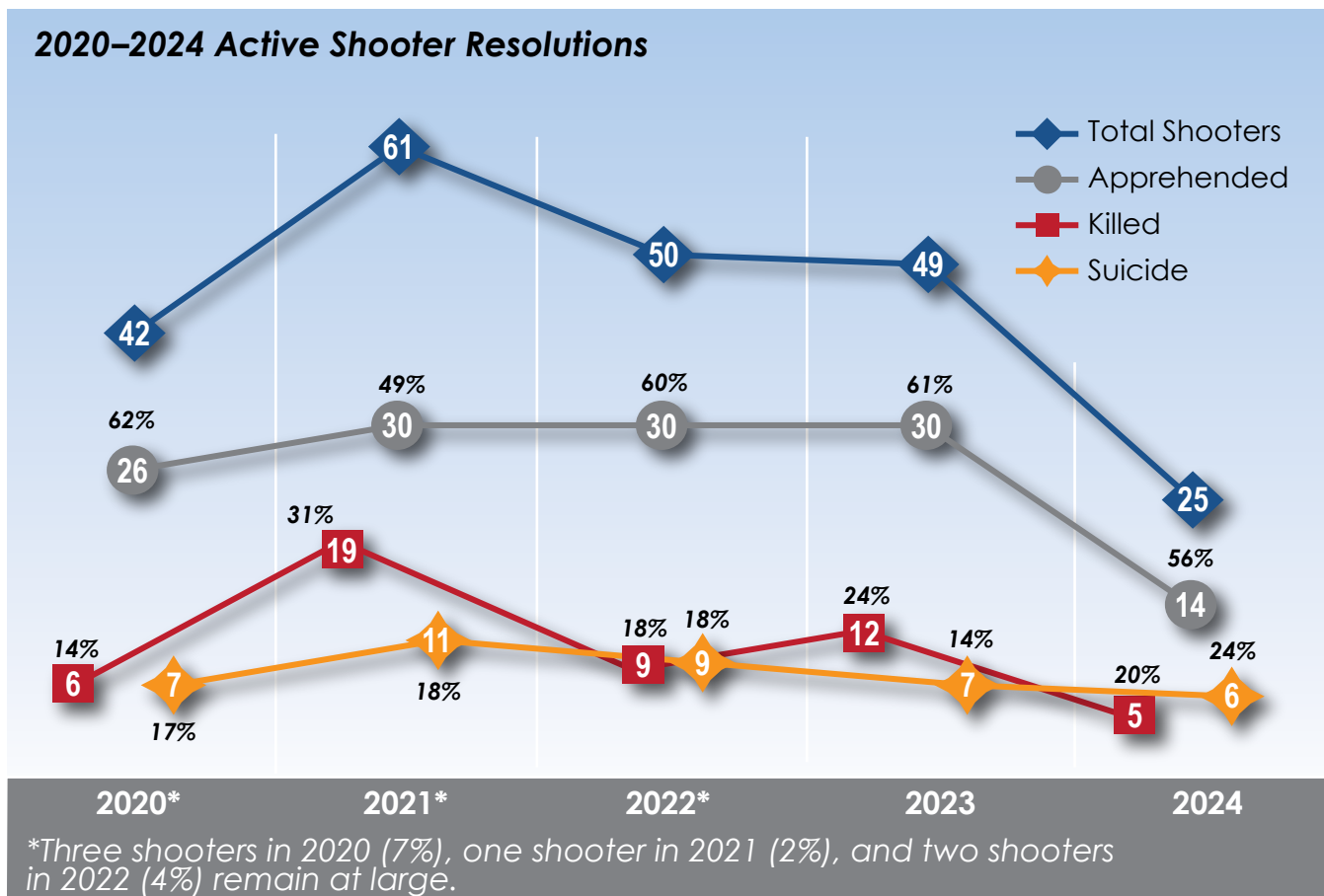


Figure 37

## Summary

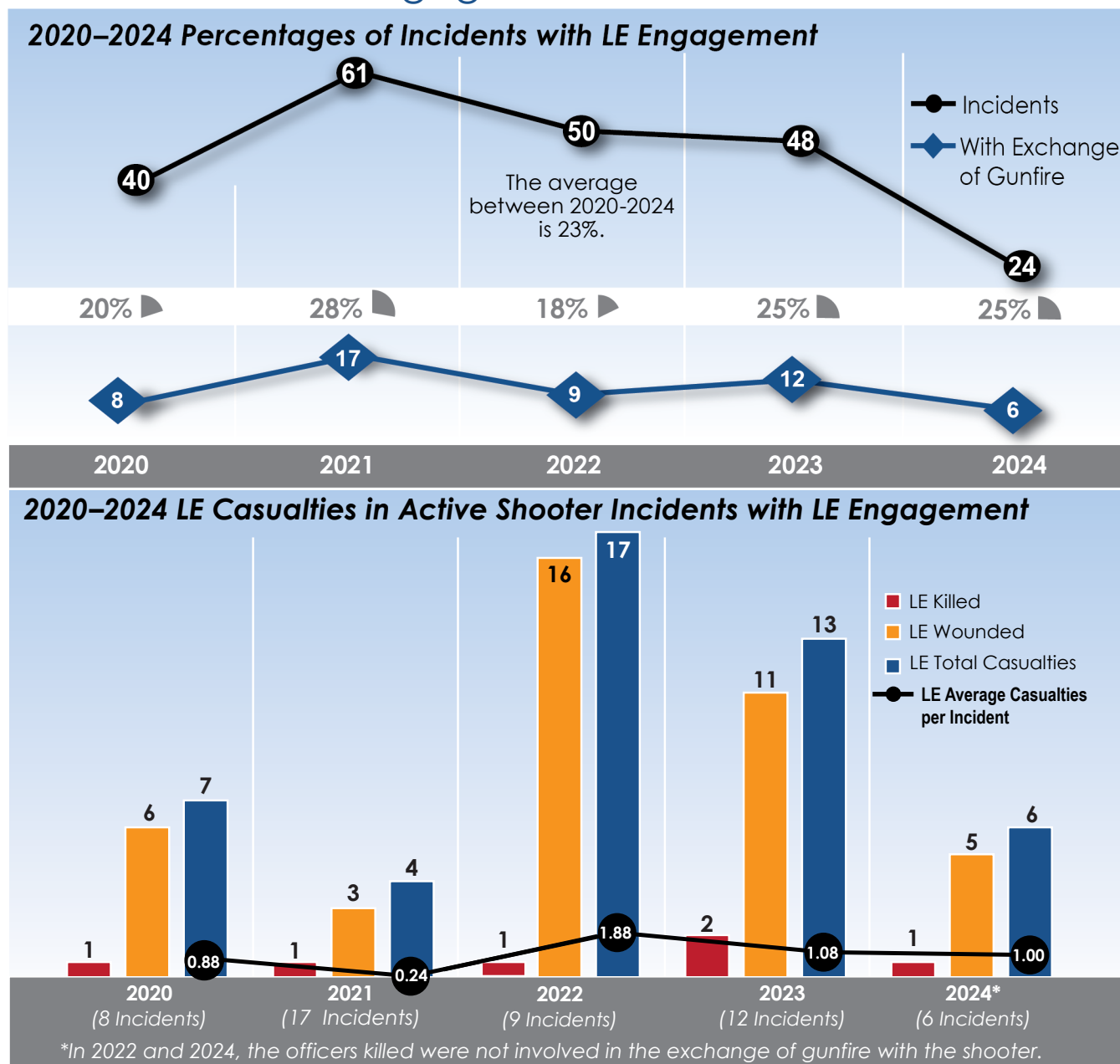
Of the 227 shooters from 2020–2024, 130 were apprehended (57%),<sup>40</sup> 51 were killed (22%), and

40 died by suicide (18%). Six shooters remain at large (3%).

Year	Apprehended	Killed	Suicide	At Large	Total Shooters	Total Incidents
2020	26 (62%)	6 (14%)	7 (17%)	3 (7%)	42	40
2021	30 (49%)	19 (31%)	11 (18%)	1 (2%)	61	61
2022	30 (60%)	9 (18%)	9 (18%)	2 (4%)	50	50
2023	30 (61%)	12 (26%)	7 (15%)	0 (0%)	49	48
2024	14 (56%)	5 (20%)	6 (24%)	0 (0%)	25	24

40 Three shooters previously recorded as "at large" in the 2020 and 2022 reports were since apprehended.

## Law Enforcement Engagement, 2020–2024



**Figure 38**

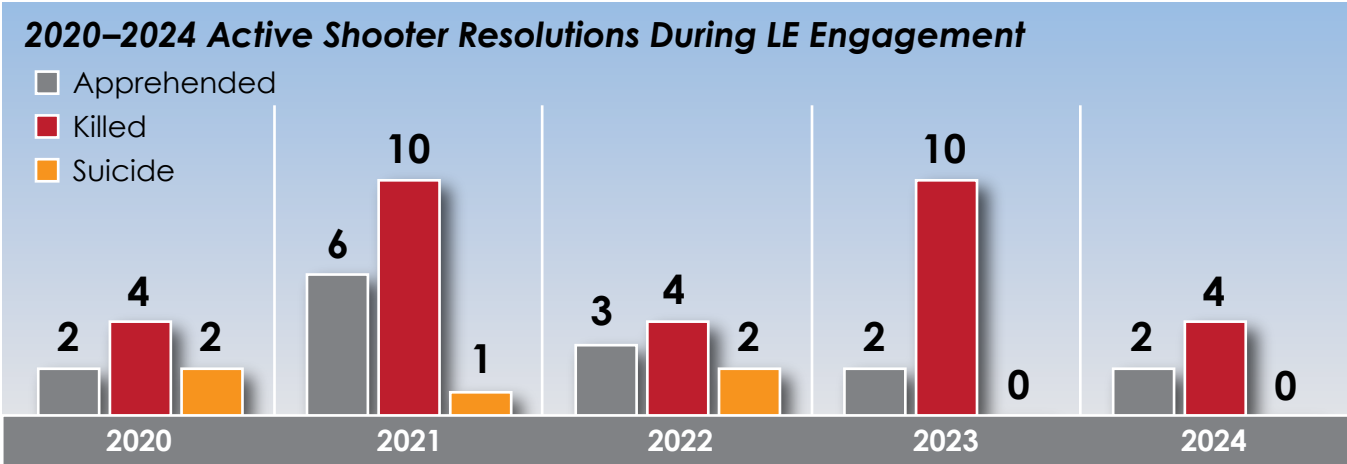
### Summary

From 2020–2024, of the 223 incidents, 52 involved law enforcement engagement (23%).

- In 2021, 17 incidents involved law enforcement engagement (28%), representing the highest number during the five-year period.
- In 2024, six incidents involved law enforcement engagement (25%), representing the lowest number during the five-year period.

From 2020–2024, the average number of law enforcement casualties per incident was 0.9.

- 2022 had the highest average of law enforcement casualties per incident (1.88).
- 2021 had the lowest average of law enforcement casualties per incident (0.24).



**Figure 39**

### Summary

From 2020–2024, law enforcement engaged 52 shooters in 52 incidents. Thirty-two shooters (62%) were killed, 15 shooters (29%) were

apprehended, and five shooters (10%) died by suicide.

## Security Personnel Intervention, 2020–2024

### Summary

From 2020 and 2024, security personnel intervened in seven incidents. These interventions resulted in four security casualties.

During those seven incidents, three shooters were killed and four were apprehended.

Resolutions	2020	2021	2022	2023	2024
Apprehended	0	0	1	2	1
Killed	2	1	0	0	0
Incidents	2	1	1	2	1
Security Casualties	0	2	1	1	0

## Civilian Intervention, 2020–2024

### Summary

From 2020 and 2024, civilians intervened in 20 incidents. These interventions resulted in nine civilian casualties.<sup>41</sup>

During those 20 incidents, seven shooters were killed, four shooters died by suicide, and nine shooters were apprehended.

Resolutions	2020	2021	2022	2023	2024
Apprehended	1	2	5	1	0
Killed	0	4	2	1	0
Suicide	0	0	1	2	1
Incidents	1	6	8	4	1
Civilian Casualties	0	2	1	5	1

<sup>41</sup> Additional civilian intervention casualties were identified for an incident in 2023, resulting in an increase from two to five for that year.

# 2000–2024 Incident Statistics

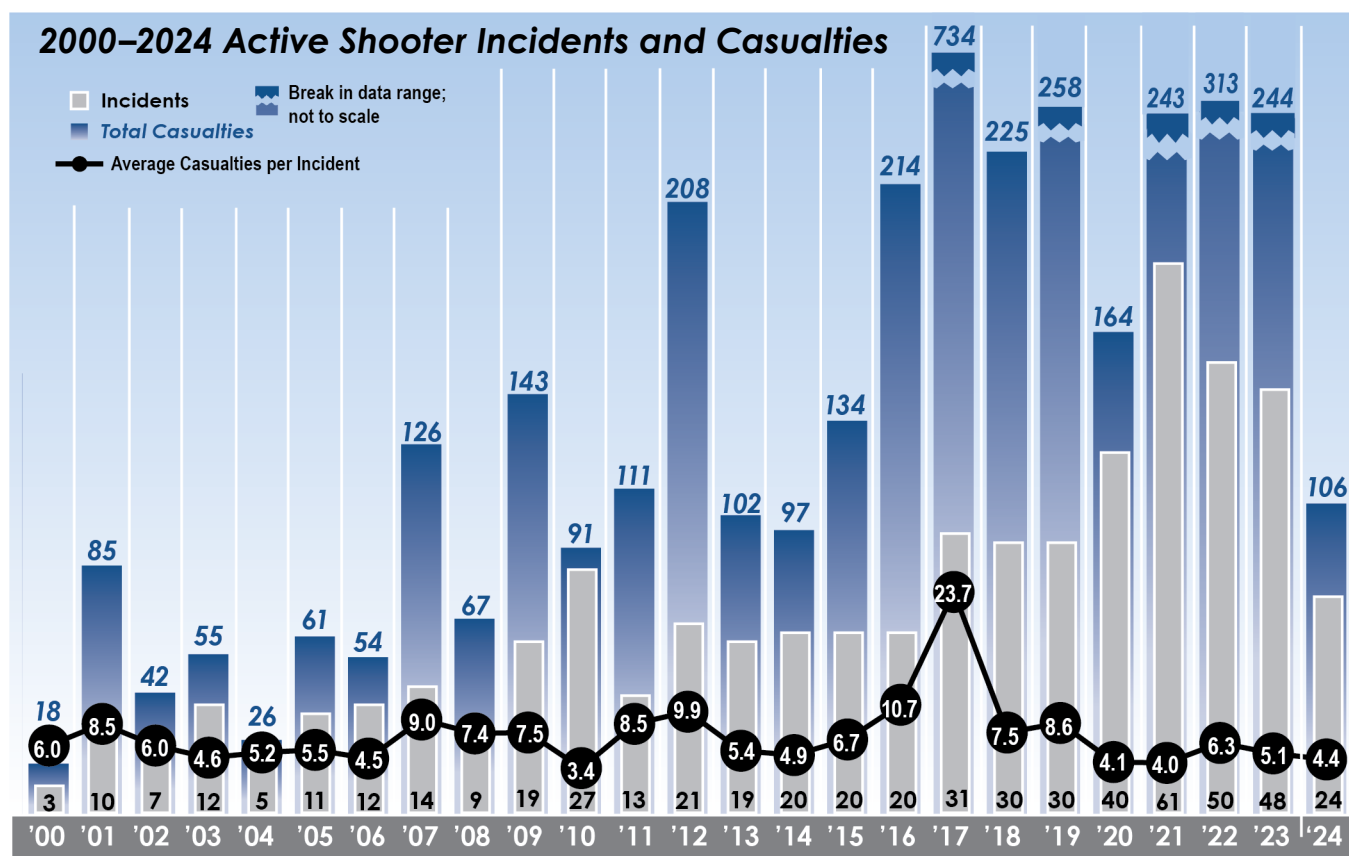


Figure 40

## Summary

From 2000–2024, there were 556 incidents, resulting in 3,921 casualties (1,432 killed, 2,489 wounded).

2017 had the highest average of casualties per incident. There were 31 incidents, resulting in 734 casualties—an average of 23.7 casualties per incident.

- 2017 had the incident with the highest number of casualties (547—58 killed and 489 wounded) at the Route 91 Harvest Festival in Las Vegas, Nevada.

2016 had the second highest average of casualties per incident. There were 20 incidents, resulting in 214 casualties—an average of 10.7 casualties per incident.

- 2016 had the incident with the second highest number of casualties (102—49 killed and 53 wounded) at Pulse Night Club in Orlando, Florida.

From 2000–2024, the average number of casualties was 7.1 per incident (2.6 killed and 4.5 wounded).

# Conclusion

Consistent research, collection, and adjudication methods from previous reports is used to identify active shooter trends. These trends reveal risks to the public based on changes in location of attacks, most dangerous day(s) and time(s), and type(s) of firearm(s) used.

The FBI emphasizes the importance of active shooter preparedness training and exercises for law enforcement, first responders, and civilians.

For many years, the FBI has leveraged its expertise and unique resources to assist law enforcement partners. The FBI remains dedicated to helping law enforcement partners nationwide protect the American people. The FBI will continue a victim-centered approach to support partners, victims, and impacted communities.

The Office of Partner Engagement provides active shooter prevention, response, and recovery trainings through its partnership with the ALERRT Center at Texas State University in San Marcos, Texas. For more information, refer to [www.alerrt.org](http://www.alerrt.org).

The FBI remains committed to training and empowering civilians. The FBI encourages safety and security through its options-based Active Shooter Attack Prevention and Preparedness (ASAPP) training.

Civilians should understand the risks associated with an active shooter attack and utilize available resources to prepare for, prevent, and survive such incidents. The FBI endorses the concepts of “Run, Hide, Fight” to empower civilians to take action to survive an active shooter incident. For more information, refer to [www.fbi.gov/survive](http://www.fbi.gov/survive).

Civilians can help prevent future attacks by reporting behaviors of concern to authorities for potential intervention. For more information, refer to [www.fbi.gov/prevent](http://www.fbi.gov/prevent).

This document was researched and prepared by the FBI’s Violence Reduction Unit (VRU) with support from the FBI’s Criminal Investigative Division (CID) and the FBI’s Behavioral Analysis Unit (BAU); local FBI field offices; and state, county, and local law enforcement partners across the country.



# Glossary

**Active shooter (FBI definition):** one or more individuals actively engaged in killing or attempting to kill people in a populated area

**Active shooter (U.S. federal government definition):** an individual actively engaged in killing or attempting to kill people in a confined and populated area

**Active Shooter Attack Prevention and Preparedness (ASAPP):** an options-based training platform that provides civilians with resources to develop plans and responses if faced with an active shooter incident

**Civilian intervention:** instances where individuals who are not law enforcement nor security personnel intervened or attempted to intervene to end an active shooter incident

**Improvised explosive device (IED):** a device placed or fabricated in an improvised manner, incorporating destructive, lethal, noxious, pyrotechnic, or incendiary chemicals, designed to destroy, incapacitate, injure, harass, or distract

**Insider threat:** individual(s) with current or prior authorized access and/or understanding of a group, organization, institution, location, and knowledge of the same that can be used

to carry out an attack against its employees, members, or occupants

**Law enforcement engagement:** instances where law enforcement and the shooter exchanged gunfire

**Mass killing:** three or more killings in a single incident<sup>42</sup>

**Multiple locations:** incidents where the active shooting component occurred at more than one location

**Predatory behavior:** incidents when a perpetrator considers, plans, and prepares for the act of violence; they are preceded by observable warning sign behaviors that, if recognized and reported, can provide opportunities for disruption

**Security intervention:** instances where security personnel intervened or attempted to intervene to end an active shooter incident

**Security personnel:** employee(s) or volunteer(s) who protects a building or property and has no sworn law enforcement authority

**Shooter connection:** refers to the relationship or link between the shooter and the location, victims, or circumstances of the incident

---

<sup>42</sup> The statute does not address the inclusion or exclusion of the shooter. The FBI does not include the shooter in mass killing statistics. Derived from Investigative Assistance for Violent Crimes Act of 2012, 28 USC § 530C(b)(1)(M)(i).

# Appendix 1 - Definitions of Location Categories



## **Commerce, Businesses Open to the**

**Public:** Private properties with the primary function of making, buying, or selling goods or providing services in exchange for money where the public is anticipated on a daily basis. Examples include restaurants, bars, law firms, theaters, grocery stores, private civic organization spaces, and event venues. This category does not include locations otherwise defined more exclusively in another category, such as malls, health care facilities, or institutions of higher education.



## **Commerce, Businesses Closed to the**

**Public:** Private properties primarily functioning in commerce without daily public traffic. Examples include office space, manufacturing centers, packaging and distribution facilities and factories, warehouses, assembly plants, and commercial vehicle maintenance, storage, and repair facilities.



## **Commerce, Malls:**

Types of businesses typically consisting of more than one anchor store and many smaller businesses under a single roof, though they may include some open spaces. Strip malls, which typically provide no indoor open spaces and are often arranged in a single row, are included in the business category.



## **Education, Pre-K-12th Grade:**

Public and private properties used for educating students from pre-kindergarten (pre-K) to 12th grade, including extracurricular activities, as well as school administrative functions such as board and staff meetings.



## **Education, Institutions of Higher**

**Learning (IHL):** Public or private properties used for post-high school studies.



## **Government, Military Properties:**

Public properties owned by the U.S. government and primarily reserved for U.S. military use. Examples include military bases, airfields, seaports, and training ranges.



## **Government, Other (Non-Military)**

**Government Properties:** Public properties owned by local, state, federal, tribal, or territorial governmental entities. Examples include courthouses, administrative buildings, and town halls. This category does not include locations otherwise defined more exclusively in another category, such as military property or schools.



## **Health Care Facilities:**

Public or private facilities that provide primary or secondary health services. Examples include hospitals, clinics, urgent care, hospice care, and retirement facilities.



## **Houses of Worship:**

Public or private facilities used for religiously sponsored activities at the time of an incident. This includes commercial properties used as houses of worship at the time of the incident. Examples include churches, temples, synagogues, mosques, and related religious gathering and retreat facilities.



## **Open Spaces:**

Public or private properties openly accessible to the public. Incidents are categorized as occurring in open space if they take place primarily in an open-air location rather than beginning or ending inside a building. Examples include incidents where the shooter is inside a moving car and incidents where the shooter acts while walking or running through public streets, open parking lots, or parks.



**Residences:** Public or private, single or multi-family places of residence.

## Appendix 2 - Behavioral Indicators

Research has found that mass shooters just don't snap. They spend their time thinking about violence and they plan, prepare, and often share indicators before their attacks. This means there are opportunities to identify someone who is on a pathway to violence—and prevent their attack.

Studies have also proven that before most mass attacks, someone observed concerning behaviors that were signs the person was on a path to violence. The people who noticed were often friends, family, schoolmates, coworkers, or loved ones.

You may be in a unique position to observe these signs in someone you know. Educating yourself on what to look for can be the key to preventing an attack of mass violence in your community.

### What to Know

No single behavior means someone will commit violence, but research has identified behaviors that may indicate a person is moving towards violence.

The earlier a person's concerning behaviors are noticed, the more options are available to get the person help.

Together with other concerning behaviors, new or inappropriate interest in weapons may increase concern for violence against others.

#### Common Concerning Behaviors:

- Comments, jokes, or threats about violent plans
- Repeated or detailed fantasies about violence
- Comments about hurting themselves or others
- Creating a document, video, suicide note, or other item to explain or claim credit for future violence
- Seeing violence as a way to solve their problems
- Unusual difficulty coping with stress

- Reduced interest in hobbies and other activities
- Worsening performance at school or work
- Increasing isolation from family, friends, or others
- Angry outbursts or physical aggression
- Increasingly troublesome interactions with others
- Obsessive interest in prior attackers or attacks
- Bizarre or unexpected change in appearance, including dress or hygiene
- Asking questions about or testing security at a possible target
- Changing vocabulary, style of speech, or how they act in a way that reflects a hardened point of view or new sense of purpose associated with violent extremist causes, particularly after a catalyzing event

### What to Do

#### *Talk to Someone You Trust*

If you are worried that someone you know may be displaying concerning behaviors, the most important thing you can do is tell someone.

Be the key to preventing violence by talking to someone you trust. This could be a school administrator, employee assistance peer, coach, religious leader, or someone else you respect.

#### *Contact Law Enforcement*

If you believe someone is planning or preparing for violence, think about contacting police, visiting your nearest FBI field office, or reporting it at [tips.fbi.gov](https://tips.fbi.gov).

Law enforcement can work with other professionals to provide needed resources to individuals in or approaching crisis.







For more information about the Federal Bureau of Investigation's  
Active Shooter Resources, visit our website:

[fbi.gov/survive](https://fbi.gov/survive)



ACTIVE SHOOTER INCIDENTS IN THE UNITED STATES **2024**