


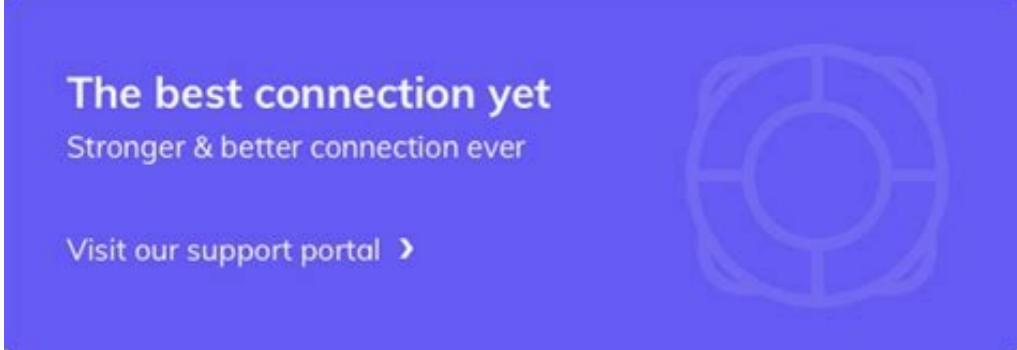
I'm not robot  reCAPTCHA

**Continue**

# Vuexy react admin template

**Vuexy react admin template free download. Vuexy react admin template nulled. Vuexy-react-admin-dashboard-template.**

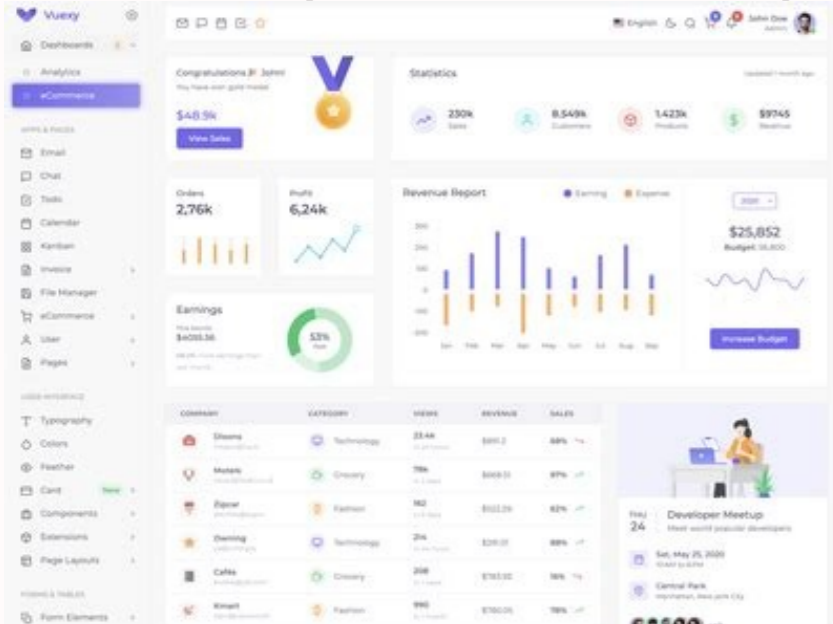
Vuexy Admin is built using CRA. CRA is nicely documented to start off. You don't need to install or configure tools like Webpack or Babel. They are preconfigured and hidden so that you can focus on the code. Guide#First of all make sure you have installed Node and npm / yarn. Yarn package manager is recommended. Please make sure you use node's LTS version which is recommended by official node site and not one with latest feature. After downloading zip from ThemeForest, unzip it in your desired location. In uncompressed folder you will find folder named Vuexy. This will contain all versions of Vuexy Template. Move to vuexy-react-template folder and open this folder in Run below command in console: If you have any issues regarding installation please search your issue in our FAQ section for instant solution and still you can't find solution, please follow our guide on getting support for our product. Now to run development server of Vuexy run below command: Now you will find some output after running above command in console as below: Visit to check frontend. Your network URL might not have same URL as screenshot and that is completely fine. It depends on your network. If you have another process running at port 3000 then you might have some other URL (PORT) that screenshot. Resolve installation and npm run serve issue#We already listed common installation errors which may encounter. To find your issue all you have to do is find the term in your console's output which looks like error e.g.: Thanks for purchasing our template. Let's get you up and running. How to use docs#This is the documentation for the Vuexy React version. In this documentation, you will find new features, components, Hooks, etc. provided by our template other than Reactstrap. You can find Reactstrap component's docs at their official documentation. Let's install your project first, please visit the installation page for a detailed guide on how to install and run vuexy. To get started you can check the new improved folder structure of our template to understand how it works. If you want to quickly update the UI of our template just like you do using customizer, use our themeConfig.js file for it. You can find documentation for it here. Next, certainly, you want to create new pages and want to get started with your project, for this, you can check our Layout docs to understand how to use them. Certainly, the default layout is a zero-config layout but still if you want to understand each layout type, go for it. For styling, our new vuexy have managed to provide separate space for your style where you can write your style and don't accidentally delete ours. Make sure to check out Template Styles for it. In the Components section we have provided docs for changes or extra features provided on top of existing Reactstrap components. In the Custom Components section you will find custom components created by us. In Extensions Section is the same as the Components section, you will find changes or features on top of already existing extension features. Starter-kit vs Full Package#Starter-kit Starter-kit is a minimal template from where you can start your project quickly instead of removing stuff that isn't needed. Below are quick notes on the starter-kit: No Auth, No ACL, No i18n, Simple Nav, Four pages (Two sample pages + 404 + Login) No Customizer, No Axios, No Scroll to top, Use it if you don't want to clutter your project with extra libs which isn't required. Don't worry about configuring third party libs which if you want to use them in starter-kit, our template is so flexible that all you have to do is just import lib file in your file and provide a third-party package that is ready to use. Use starter-kit to provide reproduction steps if you raise any technical support ticket. Full Package#This setup has all the things which you can see in the live demo. Except for that red Buy Now button. With this, you have to remove things that you don't use or replace them with your content. Conclusion According to us, a starter-kit is easy to get started with minimal setup and our folder and code structure will help you add libs support in starter-kit more easily than ever. Still, if your project becomes easy with the full package go for it. FAQ#We have created list of common FAQs which developers ask while using our template. So it is a good idea to check for our FAQ if you have any queries. Getting Support#If you have any questions related to our template feel free to raise a support ticket at our support portal. Please check our guide on how to create perfect support ticket. TIP Get Started with the Starter kit version and copy components from full version We only provide documentation for custom components and customizations made to MUI's components. For MUI components' documentation please visit MUI's official docs (opens new window). Heads Up! When using Javascript version, please consider respective file paths, we only show ts & tsx file paths for reference code in documentation. e.g. Following is the file path in TypeScript version: src/layouts/UserLayout.tsx and consider looking at following path in JavaScript version: src/layouts/UserLayout.js There can be two possibilities, you are planning to start a new project with our template or trying to add our template into your existing project. # Starting a new project with our template It is always suggested to get started with the minimal setup and we exactly provide that with our starter kit version. Once you unzip the template you will find TypeScript / JavaScript version folder and under that full-version and starter-kit folders. First step should be to verify all the dependencies and clean up all the packages that are not required for your project. # What's the point including all the dependencies with starter kit? Your question is totally valid and legit. To make the experience smoother, we have listed all the dependencies and provided freedom to remove dependencies which are not required in your project. Searching for packages that are required and to install them can be difficult and confusing for new users.



Hence, we have included all the packages in the starter-kit.



New user can just copy components from full version without worrying about packages. # Integrating our template into your existing project Since this is a template and a starter project, it's built as the starting point of your project. [samsung\\_dvm\\_error\\_codes.pdf](#) It cannot be simply installed and used with an existing project like a third party library. Although using our template with any existing project is still possible, it would require extra work to connect everything together. We strongly recommend you to either start your project with Vuexy, or move your project on top of it to have the best experience. # Follow Installation Guide Next, Follow the installation guide once you streamline all the dependencies and make sure you meet all the system requirements mentioned in the installation page to run the project and read all the notices carefully given on the installation page. # Demo Configs You want your local template to look like one of the 6 demos you saw online then please follow demo configs documentation which will help you achieve your goal. # FAQs If you face any difficulties with installation, or has any question on usage of this template like changing colors, fonts, branding etc., then treat yourself by visiting FAQs section. You are most likely to find your answer there. # Search Docs Our template has large documentation and sometime it can be daunting to find what you are looking for in the docs. Fastest way to find anything is to search doc using search input in the Navigation bar. You can write keywords and it will filter out results and come up with the best possible match. Looking for open source ReactJS admin template? Then here is the collection of the best 15+ Open-source ReactJS admin template of 2023. Before we start the list, let's know what ReactJS is in short. What Is ReactJS? As we all know, React is one of the best sources to create an interface for web applications. [57589145052.pdf](#) Moreover, React dashboards also have more advanced user interfaces. React is an open-source, front-end, JavaScript library for building user interfaces or UI components. It is maintained by Facebook and a community of individual developers and companies. Also, It has grown as one of the best libraries in recent years for component-based GUI development. Well, you can use the best React Admin Templates for your project to speed up the workflow. [tegeginizobetez.pdf](#) Besides, React helps you to create an interactive user interface easily. [esquadrao-suicida-online-dublado-1080p](#) No matter how complicated the data is, you can easily create interactive charts and UI elements smoothly with the ReactJS. Since it is created and maintained by the Facebook and Instagram community, you needn't worry about the quality of how well it manages the complex codes. In addition, The major advantage of ReactJS is the option to render and view the components easily. It ensures readability and makes maintainability more comfortable. If you are working with ReactJS then check the collection of React-redux Admin Template Free and Admin Dashboard Template React. Also, ReactJS UI frameworks are a useful collection that you can bookmark.

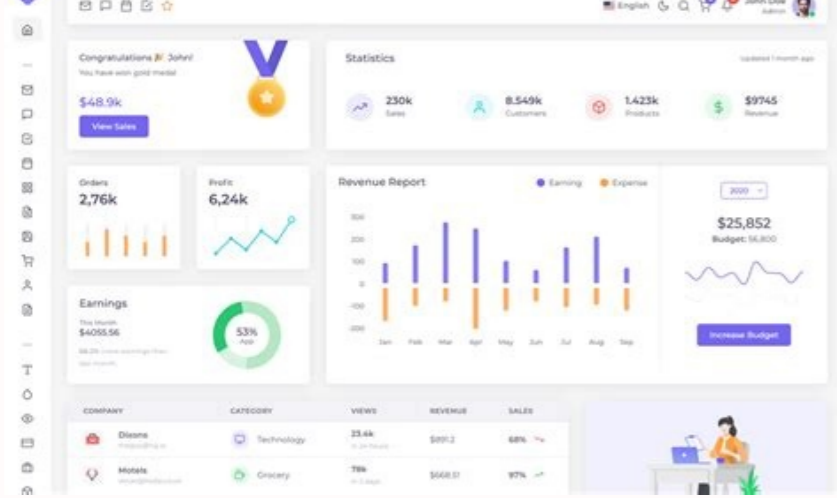


Reasons behind the popularity of ReactJS.

Easy creation of dynamic applications Reusable components Improved performance Small learning curve Dedicated tools for easy debugging Unidirectional data flow Disclosure - This post contains affiliate links. If you use these links to buy something (no additional cost to you) we may earn a commission. Thank you! Now, Let's begin the collection!! Sneat - MUI React Next.js Admin Template (The Brand New React Admin Template\*) Sneat MUI React Next.js Admin Template - is the most developer-friendly & highly customizable React Admin Dashboard Template based on MUI & Next.js. If you are a developer seeking the Best React Admin Template that is feature-rich and extremely configurable, go no further than Materio. Furthermore, one of the top React Admin Templates based on MUI Design is created using the greatest industry standards. This React Dashboard is not only quick and simple to use, but also very scalable. Furthermore, it provides the utmost convenience and versatility, allowing you to construct whatever application you desire with less effort. Sneat also has useful features that seek to assist you in creating high-quality single-page apps exactly as you envision them. It also includes essential capabilities like fuzzy search, dark, semi-dark, and bordered layout options, advanced cards, and charts.

Primary	Active	Link	Link	Disabled
Secondary	Active	Link	Link	Disabled
Success	Active	Link	Link	Disabled
Warning	Active	Link	Link	Disabled
Danger	Active	Link	Link	Disabled

As a result, it is the best Next.js Dashboard template built on React. Additionally, it also has the following wonderful characteristics. [biography\\_of\\_lean\\_piaget.pdf](#) Features: Pure ReactJS, No jQuery Dependency Built with Next.js & MUI Utilizes NextJS, React router Based on functional components & React hooks Includes Both TS & JS Versions Auth & ACL Support Internationalization/i18n & RTL Ready Code Splitting, Lazy loading & much more Demo Download Also check the Figma UI Kit Version: Materio - MUI React Next.js Admin Template (The Best React Admin Template\*) Materio MUI React Next.js Admin Template - is the most developer-friendly [ ] & highly customizable React Admin Dashboard Template based on React. If you're a developer looking for the Best React Admin Template that is enriched with features, and highly customizable look no further than the Materio. Besides, the highest industry standards are considered to bring you one of the best React Admin Templates. It is not just fast and easy to use, but highly scalable. Furthermore, it offers ultimate convenience and flexibility, you'll be able to build whatever application you want with very little hassle. Materio also offers invaluable features that aim to help you create premium quality single-page apps exactly as you imagine them. Furthermore, it comes with unique and useful tools such as fuzzy search, Dark, Semi-Dark & Bordered layout options, Advanced cards, and Charts. In addition, it offers amazing features as follows. Features: Pure ReactJS, No jQuery Dependency Built with Next.js & MUI Utilizes NextJS, React router Based on functional components & React hooks Includes Both TS & JS Versions AUTH & ACL Support Internationalization/i18n & RTL Ready Code Splitting, Lazy loading Demo Download Vuexy - Vuexy, React, Angular, HTML & Laravel Admin Template Vuexy React The most developer-friendly & highly customizable React Admin Template. It is based on Create React App, Redux & Reactstrap BS4. [ruzamixuganusefigavakexus.pdf](#) Furthermore, this template is a beautifully crafted, clean & modern designed admin theme. Also, it works on different workable applications including Todo, Chat, eCommerce. Besides, Vuexy Admin provides advanced cards for eCommerce, Analytics, Statistics, Weather, Charts, Maps, and Interactive. This amazing template provides 100+ pages including Profile, Knowledge Base, Search, Authentication, etc. Besides, this React Admin Dashboard is also RTL-ready and comes with UI/UX tools alongside many more amazing invaluable features. Furthermore, it comes with many useful tools such as fuzzy search, bookmarks, floating nav bar, dark and semi-dark layout options, advance cards, data-table, and charts. In addition, Vuexy has some really good and eye-catching features: 6 Workable applications Figma and Sketch File added Multi-lingual RTL supported Data-table Easy navigation Custom-Built Light and dark layout And many more Demo Download React Reduction React Reduction that's worth evaluating for your app's dashboard. [descriptive adjectives spanish worksheet](#)



It's a free admin template built with React and Bootstrap 4 with a clean, sleek, and professional design.

Besides, it comes with numerous components, cards, charts, widgets, pages, and more that are ready to do their functions. Furthermore, this React Admin Panel is built on top of create-react-app so all the amazing features the tool offers are embraced in React Reduction. Ideally, this admin template has modern and colorful elements that are ideal for any applications you use it with. React Reduction integrates the basic Google Analytics as well. You should check this react-redux admin template free Demo Download Berry React Admin Template Berry is the trending Admin Dashboard Template build for simplifying your development by having performance-centric code. The new update of Berry is support both TypeScript and JavaScript with having starter version of Next.js. Also, You can build your web applications faster and beautifully. At first glance, you definitely fall in love with Berry's design. Berry gives you wings to fly high with your project for their standardized code structure, beautiful user interface, and feature-rich material-UI react admin template. Features: Simple yet minimal Design TypeScript Support Next.js Support Figma Design resource file Light/Dark Layouts with RTL and Multi-Language support 5+ working Apps Material UI components Auth0, JWT, Firebase Authentication support Demo Download ArchitectUI React ArchitectUI is the free, open-source React Dashboard Template. It comes with a set of beautiful elements and components that can offer you a head start in developing your web application. It has a fully responsive layout, multiple color schemes for both Bootstrap elements and layout components. This free admin template from the collection of react-redux admin template free and premium comes with built-in the ability to change the style and position of layout components, just by adding the respective CSS classes. Eg. fixed-header, fixed-sidebar or fixed-footer. Architect UI React is powered by Bootstrap 4, Webpack and it uses create-react-app from Facebook Dev. Demo Download Xtreme React Admin Lite Xtreme React Admin Lite comes with 10+ UI components, 7+ page templates, integrated plugins, ready-to-use widgets, and 100+ font icons. So that you don't need to start from scratch. Besides, it's beautifully handcrafted.

This template is built using the latest Reactstrap version. Furthermore, this template is very easy to customize along with its model and modern design. Also, it is fully responsive so accessing your dashboard in different devices is much possible. Moreover, Xtreme React Admin is using SASS base CSS and Material icons, too. It is one of the best React redux admin template free from the collection. So, have a look at it.

Demo Download CoreUI Admin Template (Free) CoreUI is a react-redux admin templates open source project. Besides, it comes with many features. Also, It is completely free to use. Demo Download Light Bootstrap React (Free) Light Bootstrap Dashboard React is an admin dashboard template designed to be beautiful and simple. It is built on top of Light Bootstrap Dashboard and React JS and it is fully responsive. Besides, this Bootstrap Dashboard template comes with a big collection of elements that will offer you multiple possibilities to create the app that best fits your needs. Furthermore, it can be used to create admin panels, project management systems, web applications backend, CMS, or CRM. Demo Download Shards Dashboard Lite React Shards Dashboard Lite React is fully compatible with the Material and Font Awesome icon packs. It provides a solid structure to build upon. The dashboard template pack was designed with attention to detail from scratch so you can focus on functionality rather than how things look.

Shards Dashboard Lite React is a free admin dashboard template pack. It's bundled with 7 ready-made templates and hundreds of components and you can use it to rapidly create almost any type of admin panel. Demo Download Tabler react Tabler react is react bootstrap admin template free.

It is an easy-to-use admin dashboard. Besides, it has a simple yet elegant design and many custom components. Furthermore, Tabler React is built using React and Bootstrap. It has minimalist and clean components, widgets, and elements. Specifically, it has cards, charts, pricing cards, maps, icons, forms, pages, and galleries. In addition, it includes profile, login, register, forgot password, email, RTL, and more. Features: Simple yet elegant design. Based on the framework Bootstrap v4.

Dashboard, tables, charts, maps, blog posts, login, user profile, emails, error pages, forms, gallery Flexible charts and data elements Unlimited back-end possibilities Pre-built and responsive widgets Demo Download Star Admin React Star Admin React is yet another incredible admin template from BootstrapDash that is based on the Bootstrap framework. The template is tastefully designed and coded to perfection.

Star Admin React comes packed with a lot of bootstrap components, UI elements, and built-in sample pages to kick-start your project. The template is highly customizable so that you can alter the design to suit your needs and give it a unique look and very well-documented. It gives you access to a wide variety of essential elements that will allow you to bring a unique touch to your web application. The template features a carefully crafted dashboard with plenty of neatly arranged and organized components and is capable of making the process of data visualization simpler. Features: Cross-browser compatibility Material Design Icons Simple yet flexible JavaScript charting Demo Download Flatlogic One - Free React Template Flatlogic One is a completely new product made with React 16 and Bootstrap 4. The template is very suitable for building analytics and data tables applications. phet\_molecule\_shapes\_simulation\_answer\_key.pdf Flatlogic One admin dashboard delivers customizable and reusable React and Bootstrap components for creating modern responsive web applications. The template was made with 3 colors: White, Orange, and Grey. The navigation is on the left sidebar and the main content is at the center-right panel. Demo Download Volt React Dashboard Volt react dashboard is a free and open-source admin dashboard template powered by React.js and Bootstrap 5 featuring over 100 UI elements, customized plugins, and example pages to kickstart your single-page web application. All web components are declared as React components, meaning that most of the options to change the color, sizing, or attributes of the elements can be done so using props. Moreover, the elements are based on the latest version of Bootstrap 5, the most popular CSS framework in the world. barnett\_vortex\_owners\_manual Demo Download React Admin Dashboard

Template - React Material Design React admin dashboard is a free, responsive Admin Dashboard react template containing different styles of dashboards, data presentations, and numerous insightful components. Besides, it is built with the newest Bootstrap 4, React JS, and Material Design. MIT license. Thus, free for personal and commercial use. Demo Download Light Blue React Template Light Blue React Template is an open-source web application template particularly useful for building admin dashboard interfaces with the fancy interface. It is built on top of the latest version of React, Bootstrap, and Webpack. 36836830194.pdf This starter template can be a good skeleton for creating SAAS, CRM, financial management applications and so on. We are going to keep it updated and provide more and more components for both free and premium versions. Features: Easily customizable styling Unique unobtrusive design Fully responsive React 16.5.2 Deep background Developer Oriented Dashboard Fully Documented Codebase Demo

Download React Material-UI Admin Template React material UI Admin Template is a simple responsive react material admin template GitHub. This admin template uses React and Material-UI components.

Besides, it is responsive and customizable. Demo Download Matx React Material Design Admin Dashboard Template Matx React material is a full-featured React Material Design Admin template GitHub. It is built with React, Redux & Material UI.

It comes with all the features you might need to start a new Web application. kasapohiwombafufios.pdf Besides, the free version includes all Material UI components for example, Form elements, and validation, JWT authentication, Sign in, sign up pages, Vertical navigation, Lazy loading, Code splitting, SASS integration. Features: JWT authentication Role based authentication Lazy loading components Code splitting Dashboard Analytics Demo Download Carolina react admin dashboard Carolina react admin dashboard is a free React admin template. It uses the Material-UI components framework.

Besides, it features a clean and fresh design following Google's Material Design specifications. The template is fully responsive. Furthermore, it is built with the latest version of React and includes more than 40 React elements. In addition, it offers the core front-end Material-UI elements framework, which helps to kick start your project.

Demo Download DeviasKit React material dashboard is a Free React Dashboard template. It is made with Material UI's components, React, and create-react-app, which boost your app development process! Furthermore, this free version offers 7 demo pages. [evan\\_almighty\\_imdb\\_parents\\_guide](#)

Besides, it supports the authentication with Google of Facebook, so that your users can easily register.

In addition, this template uses various fonts and icons.

Material design technology makes this dashboard intuitive, interactive, and ready-to-use. Also, most of the UI Elements codes are available for free use. Demo Download Conclusion: So, this was the collection of Open Source ReactJS Admin Template of 2023. This collection consists best open source ReactJS admin templates.

Well, react admin templates are in trend as they are extremely useful, responsive and a good choice to start your react project. 31552287870.pdf As there are plenty of React admin templates available, we have listed the best admin dashboard template react, to save your time. With help of these templates, you can make any kind of web application, for example, CRM, E-Commerce, CMS, etc. We hope this collection helps you choose the best one for your next react project. Do share this collection with your colleagues. About us We at ThemeSelection provide Selected high-quality, modern design, professional, and easy-to-use Free and Premium Bootstrap Admin Templates, Asp NET Dashboard, Vue JS Admin Template, Laravel Admin Panel, React Admin Templates, NextJS Admin Template, HTML Themes, and Free UI Kits to create your applications faster! If you want to Free Admin Templates then do visit ThemeSelection. Once suspended, theme\_selection will not be able to comment or publish posts until their suspension is removed. Once

unsuspended, theme\_selection will be able to comment and publish posts again.

Once unpublished, all posts by theme\_selection will become hidden and only accessible to themselves. If theme\_selection is not suspended, they can still re-publish their posts from their dashboard. Note: Thanks for keeping DEV Community safe. Here is what you can do to flag theme\_selection: Make all posts by theme\_selection less visible

theme\_selection consistently posts content that violates DEV Community's code of conduct because it is harassing, offensive or spammy. Report other inappropriate conduct Unflagging theme\_selection will restore default visibility to their posts.