

# **BARNS & BREWS**

## **Barn Quilt Catalog** **January 2017**

**Barns**  
**&**  
**Brews**

**Call or Text Deanna = 319-560-6789**

**Facebook @ BARNS & BREWS**

**Webpage @ [barnsandbrews.com](http://barnsandbrews.com)**

# **BARNS & BREWS**

## **Barn Quilt Catalog**

### **TIPS & HINTS**

To confirm your spot in a class, submit the form on BARNs & BREWS webpage [www.barnsandbrews.com](http://www.barnsandbrews.com) with your name, email address, date of class you would like to attend, and your design choice. You will be notified in 24-48 hours if your spot in the class is confirmed. Be sure to include any special requests or customizations (extra charges apply). You will be notified in a return confirmation email if the customizations are approved. If the class is full, you will be notified via email. If you do not receive a confirmation email, feel free to email [info@barnsandbrews.com](mailto:info@barnsandbrews.com) or text Deanna (319-560-6789). You do not have a confirmed spot until you receive a confirmation email. We apologize if you cannot get into a class. We are scheduling as many as we can to fit everyone in.

**FB:** Barns & Brews

**Webpage:** [barnsandbrews.com](http://barnsandbrews.com)

**Call or Text:** Deanna 319-560-6789

**DESIGN SELECTION:** Some designs may have multiple variations shown in the catalog. The variations can be made in class. We only need to know the # of the design. Colors are selected the day of the class. We periodically post new designs on our FB page. These can also be painted in the class even if they aren't in the catalog.

Each design will have a difficulty designation.  
**(E)** = Easy    **(I)** = Intermediate    **(D)** = Difficult

**Intermediate** = Includes curved lines to cut and/or some color-next-to-color freehand painting

**Difficult** = Includes lots of curved lines to cut and/or lots of color-next-to-color freehand painting

**YELLOW PANEL VS. WHITE PANEL:** Any design can be painted on a yellow panel or a white panel. Note that the white showing through on most of the designs is the white of the panel – you do not paint white. Therefore, if you pick a yellow panel, the yellow will be the background color. You must let us know prior to the class which color panel you want.



White Panel



Yellow Panel

**COLOR SELECTION:** When picking your colors, keep in mind that due to the drying time of the enamel paint and the process we use to paint the signs, it is best not to paint color next to color. Color-next-to-color painting requires a steady hand and freehand painting. The colors may run and bleed into each other. Therefore, it is best to keep white space between each color. There are a few designs in our catalog with some color-next-to-color painting which takes a steady hand, but the majority of them are easy enough for any novice.

**CUSTOMIZATIONS:** Customizations hand painted by Hugh can be made to the barn quilts with pre-approval. Minimal customizations such as the addition of a letter on Design # 10 or #13 is an additional **\$10 charge**. Custom designs not included in our catalog can be done if approved by Hugh for an additional **\$20** as long as they do not have a lot of color-next-to-color painting and they can be designed to work with the BARNS & BREWS method.



**Questions? Contact Deanna**  
**Webpage:** [barnsandbrews.com](http://barnsandbrews.com)  
**FB:** Barns & Brews  
**Call or Text:** 319-560-6789

To view the full Catalog:

Go to **BARNS & BREWS**  
Facebook page

- Click on **PHOTOS**
- Click on **ALBUMS**
- Click on **CATALOG**

----- OR -----

Webpage:  
[www.barnsandbrews.com](http://www.barnsandbrews.com)

- Click on **CATALOG**



**#1** (D)



**#2** (E)

(E) = Easy      (I) = Intermediate      (D) = Difficult  
Intermediate = curved lines to cut and/or some color-next-to-color freehand painting  
Difficult = lots of curved lines to cut and/or lots of color-next-to-color freehand painting





(E)



(I)

#3



(E)




#4 (E) \*YELLOW PANEL\*



#5 (E) \*YELLOW PANEL\*

(E) = Easy	(I) = Intermediate	(D) = Difficult
Intermediate = curved lines to cut and/or some color-next-to-color freehand painting		
Difficult = lots of curved lines to cut and/or lots of color-next-to-color freehand painting		



#6 (I) Cats



(E)



(I)

#7  
Father's  
Choice



(E)

(E) = Easy      (I) = Intermediate      (D) = Difficult  
 Intermediate = curved lines to cut and/or some color-next-to-color freehand painting  
 Difficult = lots of curved lines to cut and/or lots of color-next-to-color freehand painting





**#8**  
(E)  
Folded  
Flag


*\*YELLOW PANEL\**



**#9** (E) American Star

(E) = Easy      (I) = Intermediate      (D) = Difficult

Intermediate = curved lines to cut and/or some color-next-to-color freehand painting  
Difficult = lots of curved lines to cut and/or lots of color-next-to-color freehand painting



(E)

(E)



# #10

\*\* \$10 EXTRA for custom lettering done by Hugh \*\*



(E)




(E)

(E) = Easy	(I) = Intermediate	(D) = Difficult
Intermediate = curved lines to cut and/or some color-next-to-color freehand painting		
Difficult = lots of curved lines to cut and/or lots of color-next-to-color freehand painting		



(E)



#12 (E)



(I)

#11

Stepping Stones





#13

(E)



\*\* \$10 EXTRA for custom lettering done by Hugh \*\*





**#14** (E) Martha Washington



**#15** (E)  
LeMoyne  
Star

(E) = Easy      (I) = Intermediate      (D) = Difficult  
 Intermediate = curved lines to cut and/or some color-next-to-color freehand painting  
 Difficult = lots of curved lines to cut and/or lots of color-next-to-color freehand painting



**#16** (E)

\*\* \$10 EXTRA for custom lettering done by Hugh \*\*



**#17** (I) Rooster

\*\* Painted on YELLOW panel \*\*

(E) = Easy (I) = Intermediate (D) = Difficult

Intermediate = curved lines to cut and/or some color-next-to-color freehand painting  
Difficult = lots of curved lines to cut and/or lots of color-next-to-color freehand painting





#18 (I)

Tulips



(E) = Easy      (I) = Intermediate      (D) = Difficult

Intermediate = curved lines to cut and/or some color-next-to-color freehand painting

Difficult = lots of curved lines to cut and/or lots of color-next-to-color freehand painting




**#19**(E) \*WHITE PANEL\*



**#19**(E) \*YELLOW PANEL\*

### #20 (E) Bear Paw



(E) = Easy      (I) = Intermediate      (D) = Difficult

Intermediate = curved lines to cut and/or some color-next-to-color freehand painting  
Difficult = lots of curved lines to cut and/or lots of color-next-to-color freehand painting





(E) #21 Diamond Knot (I)



#22 (E)

(E) = Easy (I) = Intermediate (D) = Difficult  
Intermediate = curved lines to cut and/or some color-next-to-color freehand painting  
Difficult = lots of curved lines to cut and/or lots of color-next-to-color freehand painting




#24 (E)



#25 (E)

(E) = Easy      (I) = Intermediate      (D) = Difficult  
Intermediate = curved lines to cut and/or some color-next-to-color freehand painting  
Difficult = lots of curved lines to cut and/or lots of color-next-to-color freehand painting





**#26 (E)**  
Iowa Star



\*YELLOW PANEL\*




**#27 (E)**




**#28 (D)**

(E) = Easy      (I) = Intermediate      (D) = Difficult  
Intermediate = curved lines to cut and/or some color-next-to-color freehand painting  
Difficult = lots of curved lines to cut and/or lots of color-next-to-color freehand painting





**#29** (E) Sunflower



**#30** (E) Fireworks



**#31** (I) \*YELLOW PANEL\*



**#32** (E) Spider Web

(E) = Easy      (I) = Intermediate      (D) = Difficult  
Intermediate = curved lines to cut and/or some color-next-to-color freehand painting  
Difficult = lots of curved lines to cut and/or lots of color-next-to-color freehand painting



**#33** (E)



**#34** (E) Birds Nest



**#35** (E)



(E) = Easy      (I) = Intermediate      (D) = Difficult  
Intermediate = curved lines to cut and/or some color-next-to-color freehand painting  
Difficult = lots of curved lines to cut and/or lots of color-next-to-color freehand painting



**#36** (E)

(E) = Easy      (I) = Intermediate      (D) = Difficult

Intermediate = curved lines to cut and/or some color-next-to-color freehand painting

Difficult = lots of curved lines to cut and/or lots of color-next-to-color freehand painting