

**Bdote Learning Center  
Charter School No. 4226  
Minneapolis, Minnesota**

**Financial Statements**

**June 30, 2020**



**Bdote Learning Center  
Charter School No. 4226  
Table of Contents**

<b>Board of Directors and Administration</b>	1
<b>Independent Auditor's Report</b>	2
<b>Management's Discussion and Analysis</b>	5
<b>Basic Financial Statements</b>	
Government-Wide Financial Statements	
Statement of Net Position	16
Statement of Activities	17
Fund Financial Statements	
Balance Sheet – Governmental Funds	18
Reconciliation of the Balance Sheet to the Statement of Net Position – Governmental Funds	19
Statement of Revenues, Expenditures, and Changes in Fund Balances – Governmental Funds	20
Reconciliation of the Statement of Revenues, Expenditures, and Changes in Fund Balances to the Statement of Activities – Governmental Funds	21
Statement of Revenues, Expenditures, and Changes in Fund Balance – Budget and Actual – General Fund	22
Statement of Revenues, Expenditures, and Changes in Fund Balance – Budget and Actual – Food Service Fund	23
Notes to Financial Statements	25
<b>Required Supplementary Information</b>	
Schedule of School's and Non-Employer Proportionate Share of Net Pension Liability General Employee Retirement Fund	48
Schedule of School's and Non-Employer Proportionate Share of Net Pension Liability TRA Retirement Fund	48
Schedule of School Contributions General Employee Retirement Fund	49
Schedule of School Contributions TRA Retirement Fund	49
Notes to the Required Supplementary Information	50
<b>Supplementary Information</b>	
Uniform Financial Accounting and Reporting Standards Compliance Table	56
Schedule of Expenditures of Federal Awards	57
Notes to the Schedule of Expenditures of Federal Awards	58
<b>Report on Internal Control over Financial Reporting and on Compliance and Other Matters Based on an Audit of Financial Statements Performed in Accordance with <i>Government Auditing Standards</i></b>	59

**Bdote Learning Center  
Charter School No. 4226  
Table of Contents**

<b>Report on Compliance for Each Major Federal Program and on Internal Control over Compliance Required by the Uniform Guidance</b>	61
<b>Schedule of Findings and Questioned Costs in Accordance with the Uniform Guidance</b>	63
<b>Minnesota Legal Compliance</b>	57
<b>Schedule of Finding and Corrective Action Plan on Legal Compliance</b>	68

**Bdote Learning Center  
Charter School No. 4226  
Board of Directors and Administration  
June 30, 2020**

<u>Board of Directors</u>	<u>Position</u>
Autumn Dillie	Board Chair
Jenn Hall	Vice Chair
Graham Hartley	Treasurer
Michele Fluhr-Fraser	Secretary
Joseph Rice	Board Member
Mary Hermes	Board Member
Pamela Gokey	Board Member
Kat Antony-Wigle	Board Member
Louise Matson	Board Member
<u>Administration</u>	
Cindy Ward-Thompson	Director of Administration

## Independent Auditor's Report

To the Board of Directors  
Bdote Learning Center  
Minneapolis, Minnesota

### Report on the Financial Statements

We have audited the accompanying financial statements of the governmental activities and each major fund of Bdote Learning Center, Minneapolis, Minnesota, as of and for the year ended June 30, 2020, and the related notes to financial statements, which collectively comprise the School's basic financial statements as listed in the Table of Contents.

### Management's Responsibility for the Financial Statements

Management is responsible for the preparation and fair presentation of these financial statements in accordance with accounting principles generally accepted in the United States of America; this includes the design, implementation, and maintenance of internal control relevant to the preparation and fair presentation of financial statements that are free from material misstatement, whether due to fraud or error.

### Auditor's Responsibility

Our responsibility is to express opinions on these financial statements based on our audit. We conducted our audit in accordance with auditing standards generally accepted in the United States of America and the standards applicable to financial audits contained in *Government Auditing Standards*, issued by the Comptroller General of the United States. Those standards require that we plan and perform the audit to obtain reasonable assurance about whether the financial statements are free from material misstatement.

An audit involves performing procedures to obtain audit evidence about the amounts and disclosures in the financial statements. The procedures selected depend on the auditor's judgment, including the assessment of the risks of material misstatement of the financial statements, whether due to fraud or error. In making those risk assessments, the auditor considers internal control relevant to the School's preparation and fair presentation of the financial statements in order to design audit procedures that are appropriate in the circumstances, but not for the purpose of expressing an opinion on the effectiveness of the School's internal control. Accordingly, we express no such opinion. An audit also includes evaluating the appropriateness of accounting policies used and the reasonableness of significant accounting estimates made by management, as well as evaluating the overall presentation of the financial statements.

We believe that the audit evidence we have obtained is sufficient and appropriate to provide a basis for our audit opinions.

## **Opinions**

In our opinion, the financial statements referred to in the first paragraph present fairly, in all material respects, the respective financial position of the governmental activities, and each major fund of Bdote Learning Center, Minneapolis, Minnesota, as of June 30, 2020, and the respective changes in financial position thereof, and the respective budgetary comparison for the General Fund and Food Service Fund for the year then ended in accordance with accounting principles generally accepted in the United States of America.

## **Other Matters**

### *Required Supplementary Information*

Accounting principles generally accepted in the United States of America require that the Management's Discussion and Analysis, which follows this report letter, and the Required Supplementary Information as listed in the Table of Contents be presented to supplement the basic financial statements. Such information, although not a part of the basic financial statements, is required by the Government Accounting Standards Board (GASB), who considers it to be an essential part of financial reporting for placing the basic financial statements in an appropriate operational, economic, or historical context. We have applied certain limited procedures to the Required Supplementary Information in accordance with auditing standards generally accepted in the United States of America, which consisted of inquiries of management about the methods of preparing the information and comparing the information for consistency with management's responses to our inquiries, the basic financial statements and other knowledge we obtained during our audit of the basic financial statements. We do not express an opinion or provide any assurance on the information because the limited procedures do not provide us with sufficient evidence to express an opinion or provide any assurance.

### *Other Information*

Our audit was conducted for the purpose of forming opinions on the financial statements that collectively comprise the School's basic financial statements. The accompanying supplementary information identified in the Table of Contents is presented for purposes of additional analysis and is not a required part of the basic financial statements. The accompanying Schedule of Expenditures of Federal Awards is presented for purposes of additional analysis as required by Title 2 U.S. Code of Federal Regulations (CFR) Part 200, *Uniform Administrative Requirements, Cost Principles, and Audit Requirements for Federal Awards*, and is also not a required part of the financial statements.

The accompanying supplementary information identified in the Table of Contents and the Schedule of Expenditures of Federal Awards are the responsibility of management and were derived from and relates directly to, the underlying accounting and other records used to prepare the basic financial statements. Such information has been subjected to the auditing procedures applied in the audit of the basic financial statements and certain additional procedures, including comparing and reconciling such information directly to the underlying accounting and other records used to prepare the basic financial statements or to the basic financial statements themselves, and other additional procedures in accordance with auditing standards generally accepted in the United States of America. In our opinion, the accompanying supplementary information and the Schedule of Expenditures of Federal Awards are fairly stated, in all material respects in relation to the basic financial statements as a whole.

**Other Reporting Required by *Government Auditing Standards***

In accordance with *Government Auditing Standards*, we have also issued our report dated October 23, 2020, on our consideration of the School's internal control over financial reporting and our tests of its compliance with certain provisions of laws, regulations, contracts and grant agreements, and other matters. The purpose of that report is solely to describe the scope of our testing of internal control over financial reporting and compliance and the results of that testing, and not to provide an opinion on the effectiveness of the School's internal control over financial reporting or on compliance. That report is an integral part of an audit performed in accordance with *Government Auditing Standards* in considering the School's internal control over financial reporting and compliance.

*BerganKDV, Ltd.*

Minneapolis, Minnesota  
October 23, 2020

**Bdote Learning Center  
Charter School No. 4226  
Management's Discussion and Analysis**

This section of Bdote Learning Center's (the "School") annual financial report presents our discussion and analysis of the School's financial performance during the school year that ended on June 30, 2020. Please read it in conjunction with the School's financial statements, which immediately follow this section. The Management's Discussion and Analysis (MD&A) is a required element of required supplementary information specified in GASB Statement No. 34 – *Basic Financial Statements – and Management's Discussion and Analysis – for State and Local Governments*, issued in June 1999. Certain comparative information between the current year (2019-2020) and the prior year (2018-2019) is required to be presented in the MD&A.

### **FINANCIAL HIGHLIGHTS**

Key financial highlights for the 2019-2020 year include the following:

- The total fund balance of the General Fund ended at a profit of \$163,677.
- Overall General Fund revenues were \$3,794,220 as compared to \$3,570,511 of expenditures.

### **OVERVIEW OF THE FINANCIAL STATEMENTS**

The financial section of the annual report consists of four parts – Independent Auditor's Report, required supplementary information, which includes the MD&A (this section), the basic financial statements, and supplemental information. The basic financial statements include two kinds of statements that present different views of the School:

- The first two statements are government-wide financial statements that provide both short-term and long-term information about the School's overall financial status.
- The remaining statements are fund financial statements that focus on individual parts of the School, reporting the School's operations in more detail than the government-wide statements.

The governmental funds statements tell how basic services such as regular and special education were financed in the short-term as well as what remains for future spending.

The financial statements also include notes that explain some of the information in the statements and provide more detailed data. The statements are followed by a section of supplementary information that further explains and supports the financial statements.

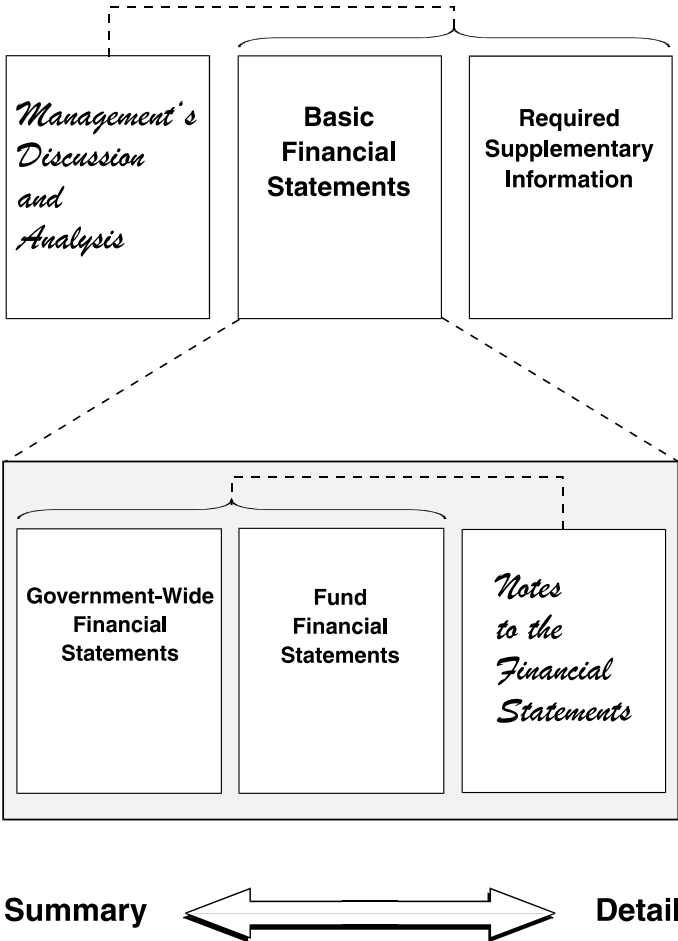


**Bdote Learning Center  
Charter School No. 4226  
Management's Discussion and Analysis**

**OVERVIEW OF THE FINANCIAL STATEMENTS (CONTINUED)**

Figure A-1 shows how the various parts of this annual report are arranged and related to one another.

**Figure A-1  
Annual Report Format**



**Bdote Learning Center  
Charter School No. 4226  
Management's Discussion and Analysis**

**OVERVIEW OF THE FINANCIAL STATEMENTS (CONTINUED)**

The major features of the School's financial statements, including the portion of the School's activities they cover and the types of information they contain. The remainder of this overview section of the MD&A highlights the structure and contents of each of the statements.

**Figure A-2  
Major Features of the School's Government-Wide and Fund Financial Statements  
Fund Statements**

Type of Statements	Government-Wide	Governmental Funds
Scope	All School Activities	All School Activities
Required financial statements	* Statement of Net Position	* Balance Sheet
	* Statement of Activities	* Statement of Revenues, Expenditures and Changes in Fund Balance
Accounting basis and measurement focus	Accrual accounting and economic resource focus	Modified accrual accounting and current financial resources focus
Type of asset/liability information	All assets and liabilities both financial and capital, short-term and long-term	Only assets expected to be earned and liabilities owed during the year or soon thereafter
Type of inflow/outflow information	All revenues and expenses during year, regardless of when cash is received or paid	Revenues for which cash is received during or soon after the end of the year; expenditures when goods or services have been received and payment is due during the year or soon thereafter

**Government-Wide Statements**

The government-wide statements report information about the School as a whole using accounting methods similar to those used by private-sector companies. The Statement of Net Position includes all of the School's assets and liabilities. All of the current year's revenues and expenses are accounted for in the Statement of Activities regardless of when cash is received or paid.

The two government-wide statements report the School's net position and how they have changed. Net position, the difference between the School's assets and liabilities, is one way to measure the School's financial health or position.

- Over time, increases or decreases in the School's net position are an indicator of whether its financial position is improving or deteriorating, respectively.
- To assess the overall health of the School you need to consider additional non-financial factors such as changes in the School's creditworthiness and the condition of school buildings and other facilities.

**Bdote Learning Center  
Charter School No. 4226  
Management's Discussion and Analysis**

**OVERVIEW OF THE FINANCIAL STATEMENTS (CONTINUED)**

**Government-Wide Statements (Continued)**

In the government-wide financial statements the School's activities are shown in one category.

**Governmental Activities**

Most of the School's basic services will be included here, such as regular and special education, transportation and administration. State and federal aids as well as federal and foundation grants financed these activities.

**Fund financial Statements**

A fund is a grouping of related accounts that is used to maintain control over resources that have been segregated for specific activities or objectives. The School uses fund accounting to ensure and demonstrate compliance with finance-related legal requirements.

**Governmental Funds**

Governmental funds are used to account for essentially the same functions reported as governmental activities in the government-wide financial statements. However, unlike the government-wide financial statements, governmental fund financial statements focus on *near-term inflows and outflows of spendable resources*, as well as on *balances of spendable resources* available at the end of the year. Such information may be useful in evaluating the School's near-term financing requirements. Because the focus of governmental funds is narrower than that of the government-wide financial statements, it is useful to compare the information presented for *governmental funds* with similar information presented for *governmental activities* in the government-wide financial statements. Both the governmental fund balance sheet and the governmental fund statement of revenues, expenditures, and changes in fund balance provide a reconciliation to facilitate this comparison between *governmental funds and governmental activities*.

The School maintains two government funds and information is presented separately in the governmental fund balance sheet and in the governmental fund statement of revenues, expenditures, and changes in fund balances for the general fund and food service fund.

The School adopted an annual appropriated budget for both funds. Budgetary comparison statements have been provided to demonstrate compliance with this budget.

**Notes to the Basic Financial Statements**

The notes provide additional information that is essential to a full understanding of the data provided in the government-wide and fund financial statements.

**Bdote Learning Center  
Charter School No. 4226  
Management's Discussion and Analysis**

**FINANCIAL ANALYSIS OF THE SCHOOL AS A WHOLE**

**Net Position**

The School's net position was (\$663,218) on June 30, 2020 (See Table A-1).

**Table A-1  
The School's Net Position**

	Governmental Activities		Change
	2020	2019	
Current and other assets	\$ 662,614	\$ 475,213	\$ 187,401
Capital and noncurrent assets	111,292	58,791	52,501
Total assets	<u>\$ 773,906</u>	<u>\$ 534,004</u>	<u>\$ 239,902</u>
Deferred outflows of resources	<u>\$ 1,431,336</u>	<u>\$ 1,626,017</u>	<u>\$ (194,681)</u>
Liabilities	<u>\$ 1,831,680</u>	<u>\$ 1,546,936</u>	<u>\$ 284,744</u>
Deferred inflows of resources	<u>\$ 1,036,780</u>	<u>\$ 1,308,019</u>	<u>\$ (271,239)</u>
Net Position			
Net investment in capital assets	\$ 111,292	\$ 58,791	\$ 52,501
Restricted	689	-	689
Unrestricted	<u>(775,199)</u>	<u>(753,725)</u>	<u>(21,474)</u>
Total net position	<u>\$ (663,218)</u>	<u>\$ (694,934)</u>	<u>\$ 31,716</u>

**Bdote Learning Center  
Charter School No. 4226  
Management's Discussion and Analysis**

**FINANCIAL ANALYSIS OF THE SCHOOL AS A WHOLE (CONTINUED)**

**Changes in Net Position**

The School's total revenues were \$3,927,773 for the period ended June 30, 2020. The majority of the revenues were from state aids, as well as federal grants, private grants, and investment earnings (See Table A-2.).

**Table A-2  
Changes in Net Position**

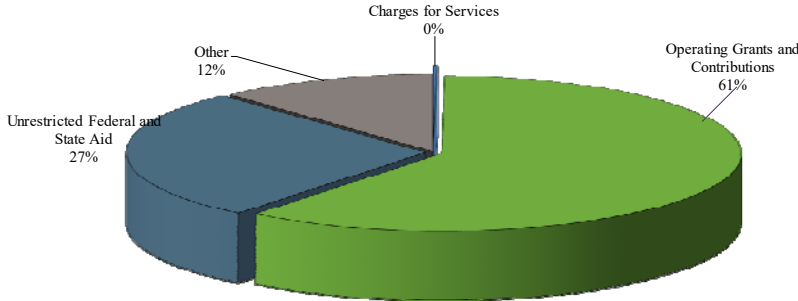
	Governmental Activities		Change
	2020	2019	
<b>Revenues</b>			
Program revenues			
Charges for services	\$ 6,481	\$ 658	\$ 5,823
Operating grants and contributions	2,378,530	1,698,950	679,580
General revenues			
Unrestricted federal and state aid	1,077,749	878,100	199,649
Other	465,013	181,901	283,112
Total revenues	<u>3,927,773</u>	<u>2,759,609</u>	<u>1,168,164</u>
<b>Expenditures</b>			
Administration	137,183	126,813	10,370
School support services	419,070	307,336	111,734
Elementary and secondary regular instruction	1,129,086	562,716	566,370
Special education instruction	1,343,223	880,943	462,280
Instructional support services	125,169	27,712	97,457
Pupil support services	344,622	392,000	(47,378)
Sites and buildings	255,116	233,809	21,307
Fiscal and other fixed cost programs	12,885	13,994	(1,109)
Food service	129,703	92,461	37,242
Total expenditures	<u>3,896,057</u>	<u>2,637,784</u>	<u>1,258,273</u>
Change in net position	31,716	121,825	(90,109)
<b>Net Position</b>			
Beginning of year	(694,934)	(816,759)	121,825
End of year	<u>\$ (663,218)</u>	<u>\$ (694,934)</u>	<u>\$ 31,716</u>

Revenue was more than total cost of all programs of \$3,896,057, by \$31,716.

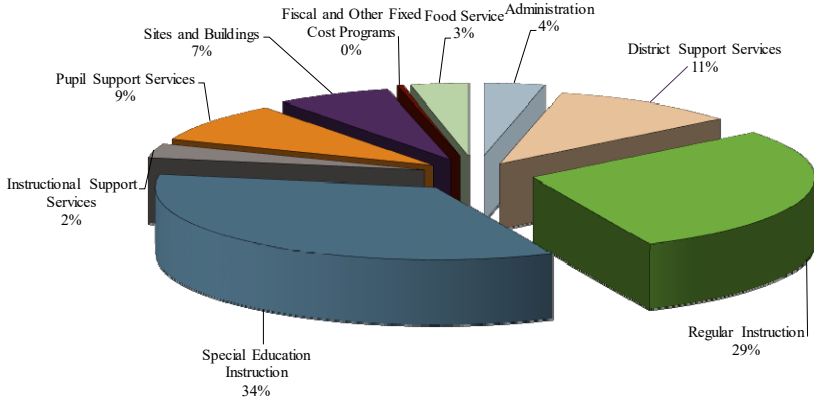
**Bdote Learning Center  
Charter School No. 4226  
Management's Discussion and Analysis**

**FINANCIAL ANALYSIS OF THE SCHOOL AS A WHOLE (CONTINUED)**

**Figure A-3 Sources of School's Revenues for 2020**



**Figure A-4 School's Expenses for 2020**



**Bdote Learning Center  
Charter School No. 4226  
Management's Discussion and Analysis**

**FINANCIAL ANALYSIS OF THE SCHOOL AS A WHOLE (CONTINUED)**

	Total Costs of Services			Net Costs of Services		
	2020	2019	Change	2020	2019	Change
Administration	\$137,183	\$126,813	\$ 10,370	\$ (137,183)	\$ (68,979)	\$ (68,204)
School support services	419,070	307,336	111,734	(51,526)	(263,936)	212,410
Elementary and secondary regular instruction	1,129,086	562,716	566,370	(798,395)	(130,273)	(668,122)
Special education instruction	1,343,223	880,943	462,280	(23,980)	61,342	(85,322)
Instructional support services	125,169	27,712	97,457	(38,360)	(26,679)	(11,681)
Pupil support services	344,622	392,000	(47,378)	(344,622)	(392,000)	47,378
Sites and buildings	255,116	233,809	21,307	(102,382)	(88,563)	(13,819)
Fiscal and other fixed cost programs	12,885	13,994	(1,109)	(11,628)	(13,994)	2,366
Food service	129,703	92,461	37,242	(2,970)	(15,094)	12,124
<b>Total</b>	<b>\$ 3,896,057</b>	<b>\$ 2,637,784</b>	<b>\$ 1,258,273</b>	<b>\$ (1,511,046)</b>	<b>\$ (938,176)</b>	<b>\$ (572,870)</b>

In 2019-2020, the School enrolled 16 students in kindergarten, 41 students in grades 1-3, 34 students in grades 4-6, and 17 students in grades 7-8.

**GENERAL FUND**

The General Fund includes the primary operations of the School in providing educational services to students from kindergarten through grade 8, including pupil transportation activities and capital outlay projects.

**Table A-5  
General Fund Revenues**

	Year Ended June 30,		Change
	2020	2019	
Other local revenues	\$ 471,206	\$ 182,387	\$ 288,819
State sources	2,641,352	2,153,890	487,462
Federal sources	681,445	390,554	290,891
Interest earnings	217	130	87
<b>Total general fund revenue</b>	<b>\$ 3,794,220</b>	<b>\$ 2,726,961</b>	<b>\$ 1,067,259</b>

Other revenue consists of private grant funding which is expenditure driven.

**Bdote Learning Center  
Charter School No. 4226  
Management's Discussion and Analysis**

**GENERAL FUND (CONTINUED)**

The following schedule presents a summary of General Fund expenditures. Of the total expenditures, about 23% were purchased services to continue developing the educational program, provide facility and administrative services and direct services to students. Another 70% of total expenditures were personnel salaries and benefits.

**Table A-6  
General Fund Expenditures**

	Year Ended June 30,		Change
	2020	2019	
Salaries	\$ 2,003,476	\$ 1,384,985	\$ 618,491
Employee benefits	498,180	368,994	129,186
Purchased services	837,087	842,963	(5,876)
Supplies and materials	88,462	77,901	10,561
Capital expenditures	101,052	25,519	75,533
Debt service	23,347	21,273	2,074
Other expenditures	18,907	7,231	11,676
 Total expenditures	 <u>\$ 3,570,511</u>	 <u>\$ 2,728,866</u>	 <u>\$ 841,645</u>

In 2019-2020, General Fund revenues exceeded General Fund expenditures and other financing sources by \$209,447, increasing the fund balance to a positive \$163,677.

**GENERAL FUND BUDGETARY HIGHLIGHTS**

Following approval of the budget, the School can revise the annual operating budget in mid-year. These budget amendments fall into two categories:

- Implementing budgets for specially funded projects, which include both federal and state grants and reinstating unexpended funds being carried over from the prior year.
- Legislation passes subsequent to budget adoption, changes necessitated by employment agreements and increases in appropriations for significant unbudgeted costs.



**Bdote Learning Center  
Charter School No. 4226  
Management's Discussion and Analysis**

**GENERAL FUND BUDGETARY HIGHLIGHTS (CONTINUED)**

**Capital Assets**

By the end of 2020, the School had invested \$262,577 in capital assets, including computers, equipment, vehicles, and furniture (See Table A-7). More detailed information about capital assets can be found in Note 4 to the financial statements. Total accumulated depreciation for the year was \$151,285.

**Table A-7  
Capital Assets**

	2020	2019
Equipment	\$ 262,577	\$ 170,683
Less accumulated depreciation	(151,285)	(111,892)
Total	\$ 111,292	\$ 58,791

**FACTORS BEARING ON THE SCHOOL'S FUTURE**

The School is dependent on the State of Minnesota for its revenue authority. Recent experience demonstrates that legislated revenue increases have not been sufficient to meet instructional program needs and increased costs due to inflation.

The School will strive to meet its commitment to academic excellence and educational opportunity for students within a framework of financial fiduciary responsibility.

**CONTACTING THE SCHOOL'S FINANCIAL MANAGEMENT**

This financial report is designed to provide our constituents, state oversight agencies, lenders, customers, legislative leaders, and creditors with a general overview of the School's finances and to demonstrate the School's accountability for the money it receives. If you have questions about this report or need additional financial information, contact the Business Office, Bdote Learning Center, 3216 East 29<sup>th</sup> Street, Minneapolis, Minnesota 55406.

## **BASIC FINANCIAL STATEMENTS**

**Bdote Learning Center  
Charter School No. 4226  
Statement of Net Position  
June 30, 2020**

	Governmental Activities
<b>Assets</b>	
Cash	\$ 6,514
Due from Department of Education	575,673
Due from Federal Government through	
Due from other governmental units	38,476
Due from Federal Government through Department of Education	23,171
Prepaid items	18,780
Capital assets	
Vehicle	33,326
Furniture and equipment	77,966
Total assets	773,906
 <b>Deferred Outflows of Resources</b>	
Deferred outflows related to pensions	1,431,336
Total assets and deferred outflows of resources	\$ 2,205,242
 <b>Liabilities</b>	
Accounts payable	\$ 98,248
Line of credit payable	400,000
Net pension liability	1,333,432
Total liabilities	1,831,680
 <b>Deferred Inflows of Resources</b>	
Deferred inflows related to pensions	1,036,780
 <b>Net Position</b>	
Net investment in capital assets	111,292
Restricted for:	
Food Service	689
Unrestricted	(775,199)
Total net position	(663,218)
Total liabilities, deferred inflows of resources, and net position	\$ 2,205,242

**Bdote Learning Center  
Charter School No. 4226  
Statement of Activities  
Year Ended June 30, 2020**

Functions/Programs	Program Revenues			Net (Expense) Revenues and Changes in Net Position
	Expenses	Charges for Services	Operating Grants and Contributions	Capital Grants and Contributions
Governmental activities				Governmental Activities
Administration	\$ 137,183	\$ -	\$ -	\$ -
School support services	419,070	-	367,544	-
Elementary and secondary regular instruction	1,129,086	6,410	324,281	-
Special education instruction	1,343,223	-	1,319,243	-
Instructional support services	125,169	-	86,809	-
Pupil support services	344,622	-	-	-
Sites and buildings	255,116	-	152,734	-
Fiscal and other fixed cost programs	12,885	-	1,257	-
Food service	129,703	71	126,662	-
	<u>\$ 3,896,057</u>	<u>\$ 6,481</u>	<u>\$ 2,378,530</u>	<u>\$ -</u>
Total governmental activities				(1,511,046)
General revenues				
State aid-formula grants				1,077,749
Other general revenues				464,796
Investment income				217
Total general revenues				<u>1,542,762</u>
Change in net position				31,716
Net position - beginning				<u>(694,934)</u>
Net position - ending				<u>\$ (663,218)</u>

**Bdote Learning Center  
Charter School No. 4226  
Balance Sheet - Governmental Funds  
June 30, 2020**

	General	Food Service	Total Governmental Funds
<b>Assets</b>			
Cash	\$ 6,514	\$ -	\$ 6,514
Due from Department of Education	575,673	-	575,673
Due from Federal Government through Department of Education	-	23,171	23,171
Due from other governmental units	38,476	-	38,476
Due from other funds	18,248	-	18,248
Prepaid items	18,780	-	18,780
	<u>\$ 657,691</u>	<u>\$ 23,171</u>	<u>\$ 680,862</u>
<b>Liabilities</b>			
Accounts payable	\$ 94,014	\$ 4,234	\$ 98,248
Due to other funds	-	18,248	18,248
Line of credit payable	400,000	-	400,000
Total liabilities	<u>494,014</u>	<u>22,482</u>	<u>516,496</u>
<b>Fund Balances</b>			
Nonspendable	18,780	-	18,780
Restricted	-	689	689
Unassigned	144,897	-	144,897
Total fund balances	<u>163,677</u>	<u>689</u>	<u>164,366</u>
Total liabilities and fund balances	<u>\$ 657,691</u>	<u>\$ 23,171</u>	<u>\$ 680,862</u>

**Bdote Learning Center  
Charter School No. 4226  
Reconciliation of the Balance Sheet to  
the Statement of Net Position - Governmental Funds  
June 30, 2020**

Total fund balances - governmental funds	\$	164,366
Amounts reported for governmental activities in the Statement of Net Position are different because:		
Capital assets used in governmental activities are not current financial resources and, therefore, are not reported as assets in governmental funds.		
Cost of capital assets		262,577
Less accumulated depreciation		(151,285)
Long-term liabilities are not due and payable in the current period and, therefore, are not reported as liabilities in the funds. Long-term liabilities at year-end consist of:		
Net pension liability		(1,333,432)
Deferred outflows related to pensions		1,431,336
Deferred inflows related to pensions		(1,036,780)
		(663,218)
Total net position - governmental activities	\$	(663,218)

**Bdote Learning Center  
Charter School No. 4226  
Statement of Revenues, Expenditures, and  
Changes in Fund Balances - Governmental Funds  
Year Ended June 30, 2020**

	General	Food Service	Total Governmental Funds
<b>Revenues</b>			
Other local revenues	\$ 465,012	\$ -	\$ 465,012
Revenue from state sources	2,670,407	1,407	2,671,814
Revenue from federal sources	652,390	125,255	777,645
Sales and other conversion of assets	6,194	71	6,265
Interest earnings	217	-	217
Total revenues	<u>3,794,220</u>	<u>126,733</u>	<u>3,920,953</u>
<b>Expenditures</b>			
Current			
Administration	121,039	-	121,039
School support services	382,695	-	382,695
Elementary and secondary regular instruction	1,012,157	-	1,012,157
Special education instruction	1,222,227	-	1,222,227
Instructional support services	115,428	-	115,428
Pupil support services	344,622	-	344,622
Sites and buildings	258,407	-	258,407
Fiscal and other fixed cost programs	12,885	-	12,885
Food service	-	126,044	126,044
Capital outlay			
School support services	30,284	-	30,284
Elementary and secondary regular instruction	9,735	-	9,735
Sites and buildings	61,032	-	61,032
Total expenditures	<u>3,570,511</u>	<u>126,044</u>	<u>3,696,555</u>
Excess of revenues over expenditures	223,709	689	224,398
Other financing sources (uses)			
Transfers in	-	14,262	14,262
Transfers out	(14,262)	-	(14,262)
Total other financing sources (uses)	<u>(14,262)</u>	<u>14,262</u>	<u>-</u>
Net change in fund balances	209,447	14,951	224,398
<b>Fund Balances</b>			
Beginning of year	<u>(45,770)</u>	<u>(14,262)</u>	<u>(60,032)</u>
End of year	<u>\$ 163,677</u>	<u>\$ 689</u>	<u>\$ 164,366</u>

**Bdote Learning Center  
Charter School No. 4226  
Reconciliation of the Statement of Revenues,  
Expenditures, and Changes in Fund Balances  
to the Statement of Activities - Governmental Funds  
Year Ended June 30, 2020**

Net change in fund balances - total governmental funds	\$ 224,398
Amounts reported for governmental activities in the Statement of Activities are difference because:	
Capital outlays are reported in governmental funds as expenditures. However, in the Statement of Activities, the cost of those assets is allocated over the estimated useful lives as depreciation expense.	
Capital outlays	91,894
Depreciation expense	(39,393)
Governmental funds recognized pension contributions as expenditures at the time of payment whereas the Statement of Activities factors in items related to pensions on a full accrual perspective.	(245,183)
Change in net position - governmental activities	\$ 31,716



**Bdote Learning Center  
Charter School No. 4226  
Statement of Revenues, Expenditures, and  
Changes in Fund Balance -  
Budget and Actual - General Fund  
Year Ended June 30, 2020**

	Budgeted Amounts		Amounts	Variance with Final Budget - Over (Under)
	Original	Final		
<b>Revenues</b>				
Other local revenues	\$ 127,150	\$ 304,150	\$ 465,012	\$ 160,862
Revenue from state sources	2,378,646	2,646,292	2,670,407	24,115
Revenue from federal sources	353,300	679,554	652,390	(27,164)
Sales and other conversion of assets	3,200	3,200	6,194	2,994
Interest earnings	150	150	217	67
Total revenues	<u>2,862,446</u>	<u>3,633,346</u>	<u>3,794,220</u>	<u>160,874</u>
<b>Expenditures</b>				
Current				
Administration	43,142	158,261	121,039	(37,222)
School support services	200,126	310,835	382,695	71,860
Elementary and secondary regular instruction	849,167	892,551	1,012,157	119,606
Special education instruction	980,867	1,209,931	1,222,227	12,296
Instructional support services	31,622	63,722	115,428	51,706
Pupil support services	466,608	474,739	344,622	(130,117)
Sites and buildings	219,241	294,766	258,407	(36,359)
Fiscal and other fixed cost programs	14,900	16,600	12,885	(3,715)
Capital outlay				
School support services	11,000	21,400	30,284	8,884
Elementary and secondary regular instruction	5,700	9,550	9,735	185
Sites and buildings	17,000	33,800	61,032	27,232
Total expenditures	<u>2,839,373</u>	<u>3,486,155</u>	<u>3,570,511</u>	<u>84,356</u>
Excess of revenues over expenditures	23,073	147,191	223,709	76,518
<b>Other Financing Uses</b>				
Transfers out	<u>(4,000)</u>	<u>(4,000)</u>	<u>(14,262)</u>	<u>(10,262)</u>
Net change in fund balance	<u>\$ 19,073</u>	<u>\$ 143,191</u>	209,447	<u>\$ 66,256</u>
<b>Fund Balance</b>				
Beginning of year			<u>(45,770)</u>	
End of year			<u>\$ 163,677</u>	

**Bdote Learning Center  
Charter School No. 4226  
Statement of Revenues, Expenditures, and  
Changes in Fund Balance -  
Budget and Actual - Food Service Fund  
Year Ended June 30, 2020**

	Budgeted Amounts		Amounts	Variance with Final Budget - Over (Under)
	Original	Final		
<b>Revenues</b>				
Revenue from state sources	\$ 2,000	\$ 2,000	\$ 1,407	\$ (593)
Revenue from federal sources	80,000	80,000	125,255	45,255
Sales and other conversion of assets	-	-	71	71
Total revenues	<u>82,000</u>	<u>82,000</u>	<u>126,733</u>	<u>44,733</u>
<b>Expenditures</b>				
Current				
Food service	<u>86,000</u>	<u>86,000</u>	<u>126,044</u>	<u>40,044</u>
Excess of revenues over (under) expenditures	(4,000)	(4,000)	689	4,689
<b>Other Financing Sources</b>				
Transfers in	<u>4,000</u>	<u>4,000</u>	<u>14,262</u>	<u>10,262</u>
Net change in fund balance	<u>\$ -</u>	<u>\$ -</u>	14,951	<u>\$ 14,951</u>
<b>Fund Balance</b>				
Beginning of year			<u>(14,262)</u>	
End of year			<u>\$ 689</u>	

(THIS PAGE LEFT BLANK INTENTIONALLY)

**Bdote Learning Center  
Charter School No. 4226  
Notes to Financial Statements**

**NOTE 1 – SUMMARY OF SIGNIFICANT ACCOUNTING POLICIES**

The School is a nonprofit corporation that was formed in July 2010, in accordance with *Minnesota Statutes* 317A and began educating students during the 2014-2015 school year. The School is authorized by Innovative Quality Schools. The mission of the School is to develop culturally aware, successful, high performing students, by providing them with an academically rigorous education that is place-based and rooted in Native language and culture of indigenous peoples. The governing body consists of a Board of Officers composed of a Chairperson, Vice Chairperson, Treasurer, Secretary, and other members.

The accounting policies of the School conform to accounting principles generally accepted in the United States of America as applicable to governmental units. The following is a summary of the more significant policies.

**A. Reporting Entity**

The financial statements present the School and its component units. The School includes all funds, organizations, institutions, agencies, departments, and offices that are not legally separate from such. Component units are legally separate organizations for which the appointed officials of the School are financially accountable and are included within the financial statements of the School because of the significance of their operational or financial relationships with the School.

The School is considered financially accountable for a component unit if it appoints a voting majority of the organization's governing body and it is able to impose its will on the organization by significantly influencing the programs, projects, activities, or level of services performed or provided by the organization, or there is a potential for the organization to provide specific financial benefits to or impose specific financial burdens on, the School.

As a result of applying the component unit definition criteria above, it has been determined that the School has no component units.

Any student activities the School may have are accounted for in the General Fund.

**B. Basic Financial Statement Information**

The government-wide financial statements (i.e. the Statement of Net Position and the Statement of Activities) display information about the reporting government as a whole. These statements include all the financial activities of the School.

The Statement of Activities demonstrates the degree to which the direct expenses of a given function or segments are offset by program revenues. Direct expenses are those that are clearly identifiable with a specific function or segment. Program revenues include charges to customers or applicants who purchase, use, or directly benefit from goods, services, or privileges provided by a given function or segment, and grants and contributions that are restricted to meeting the operational or capital requirements of a particular function or segment. Other items not properly included among program revenues are reported instead as general revenues.

**Bdote Learning Center  
Charter School No. 4226  
Notes to Financial Statements**

**NOTE 1 – SUMMARY OF SIGNIFICANT ACCOUNTING POLICIES (CONTINUED)**

**C. Measurement Focus and Basis of Accounting**

The accounting and financial reporting treatment applied is determined by its measurement focus and basis of accounting. The government-wide financial statements are reported using the economic resources measurement focus and the accrual basis of accounting. Revenues are recorded when earned and expenses are recorded when a liability is incurred, regardless of the timing of related cash flows. Governmental fund financial statements are reported using the current financial resources measurement focus and the modified accrual basis of accounting. Under this basis of accounting, transactions are recorded in the following manner.

**1. Revenue Recognition**

Revenue is recognized when it becomes measurable and available. "Measurable" means the amount of the transaction can be determined and "available" means collectible within the current period or soon enough thereafter to be used to pay liabilities of the current period. State revenue is recognized in the year to which it applies according to *Minnesota Statutes* and accounting principles generally accepted in the United States of America. *Minnesota Statutes* include state aid funding formulas for specific years. Federal revenue is recorded in the year in which the related expenditure is made. Other revenue is considered available if collected within 60 days.

**2. Recording of Expenditures**

Expenditures are generally recorded when a liability is incurred. However, expenditures are recorded as prepaids for approved disbursements or liabilities incurred in advance of the year in which the item is to be used.

The School applies restricted resources first when an expenditure is incurred for a purpose for which both restricted and unrestricted net position is available. Further, the School applies unrestricted funds in this order if various levels of unrestricted fund balances exist: committed, assigned, and unassigned. Depreciation expense that can be specifically identified by function is included in the direct expenses of that function. The effect of interfund activity has been removed from these statements.

**Description of Funds:**

As required by state statute, the School operates as a nonprofit corporation under *Minnesota Statutes* 317A. However, state law also requires the School comply with Uniform Financial Accounting and Reporting Standards (UFARS) for Minnesota Schools which mandates the use of a governmental fund accounting structure. The operations of each fund are accounted for with a separate set of self-balancing accounts that comprise its assets, liabilities, fund equity, revenues, and expenditures. Descriptions of the funds included in this report are below and on the following page.

**Major Funds:**

General Fund – This fund is the basic operating fund of the School and is used to account for all financial resources except those required to be accounted for in another fund.

**Bdote Learning Center  
Charter School No. 4226  
Notes to Financial Statements**

**NOTE 1 – SUMMARY OF SIGNIFICANT ACCOUNTING POLICIES (CONTINUED)**

**C. Measurement Focus and Basis of Accounting (Continued)**

**Description of Funds: (Continued)**

Major Funds (Continued):

Food Service Special Revenue Fund – This fund is used to account for food service revenues and expenditures.

**D. Deposits and Investments**

*Minnesota Statutes* require all deposits be protected by federal deposit insurance, corporate surety bonds, or collateral. The market value of collateral pledged must equal 110% of the deposits not covered by Federal Deposit Insurance Corporation (FDIC) insurance or corporate surety bonds.

**E. Prepaid Items**

Certain payments to vendors reflect costs applicable to future accounting periods and are recorded as prepaid items in both the government-wide and fund financial statements. Prepaid items are recorded as an expenditure at the time of consumption.

**F. Capital Assets**

Capital assets are recorded in the government-wide financial statements, but are not reported in the fund financial statements.

Capital assets are defined by the School as assets with an initial individual cost of more than \$1,000. Such assets are capitalized at historical cost, or estimated historical cost for assets where actual historical cost is not available. Donated assets are recorded as capital assets at its acquisition value at the date of donation.

The costs of normal maintenance and repairs that do not add to the value of the assets or materially extend the assets lives are not capitalized.

Capital assets are depreciated using the straight-line method using actual month convention and depreciated down to the asset's salvage value.

**G. Compensated Absences**

Certain School employees earn personal leave. School employees may cash in up to ten days of personal leave per contract period. At June 30, 2020, there was no liability exists for amounts employees have requested as payment.

**Bdote Learning Center  
Charter School No. 4226  
Notes to Financial Statements**

**NOTE 1 – SUMMARY OF SIGNIFICANT ACCOUNTING POLICIES (CONTINUED)**

**H. Deferred Outflows/Inflows of Resources**

In addition to assets, the Statement of Net Position will sometimes report a separate section for deferred outflows of resources. This separate financial statement element represents a consumption of net position that applies to a future period(s) and so will not be recognized as an outflow of resources (expense/expenditure) until that time. The School has one item that qualifies for reporting in this category. Deferred outflows of resources related to pensions is recorded for various estimate differences that will be amortized and recognized over future years.

In addition to liabilities, the Statement of Net Position and fund financial statements will sometimes report a separate section for deferred inflows of resources. This separate financial statement element represents an acquisition of net position that applies to a future period(s) and so will not be recognized as an inflow of resources (revenue) until that time. The School has two types of items which qualify for reporting in this category. The first item is grant funding designated for subsequent years, which is reported as a deferred inflow of resources in both the government-wide Statement of Net Position and the Governmental Funds Balance Sheet. Deferred inflows of resources related to pensions is recorded on the government-wide statements for various estimate differences that will be amortized and recognized over future years.

**I. Pensions**

For purposes of measuring the net pension liability, deferred outflows/inflows of resources, and pension expense, information about the fiduciary net position of the Public Employees Retirement Association (PERA) and Teachers Retirement Association (TRA) and additions to/deductions from PERA's and TRA's fiduciary net position have been determined on the same basis as they are reported by PERA and TRA. For this purpose, plan contributions are recognized as of employer payroll paid dates and benefit payments and refunds are recognized when due and payable in accordance with the benefit terms. Investments are reported at fair value.

TRA has a special funding situation created by direct aid contributions made by the State of Minnesota, City of Minneapolis, and Minneapolis School. The direct aid is resulted of the merger of the Minneapolis Teachers Retirement Fund Association merger into TRA in 2006. A second direct aid source is from the State of Minnesota for the merger of the Duluth Teacher's Retirement Fund Association (DTRFA) in 2015.

**J. Risk Management**

The School is exposed to various risks of loss related to torts: theft of, damage to, and destruction of assets; errors and omissions; natural disasters; and injuries to employees for which the School carries commercial insurance. Settled claims have not exceeded this commercial coverage in any of the past three years. There were no significant reductions or other significant changes in the School's insurance coverage during the year ended June 30, 2020.

**Bdote Learning Center  
Charter School No. 4226  
Notes to Financial Statements**

**NOTE 1 – SUMMARY OF SIGNIFICANT ACCOUNTING POLICIES (CONTINUED)**

**K. Fund Equity**

**1. Classification**

In the fund financial statements, the governmental fund report fund classifications that comprise a hierarchy based primarily on the extent to which the School is bound to honor constraints on the specific purpose for which amounts in those funds can be spent. Nonspendable fund balances include amounts that cannot be spent because they are not in spendable form. Amounts that are restricted to specific purposes either by a) constraints placed on the use of resources by creditors, grantors, contributors, or laws or regulations of other governments or b) imposed by law through enabling legislation are classified as restricted fund balances. Amounts that can only be used for specific purposes pursuant to constraints imposed by the Board of Directors (highest level of decision making authority) through resolution are classified as committed fund balances.

Amounts that are constrained by the School's intent to be used for specific purposes but are neither restricted nor committed are classified as assigned fund balances. Unassigned fund balance represents fund balance that has not been assigned to other funds and that has not been restricted, committed, or assigned to a specific purpose in the General Fund.

**2. Minimum Fund Balance**

At June 30, 2020, the School's policy is to maintain a minimum unassigned general fund balance of 15-20% of budgeted expenditures.

**L. Net Position**

Net position represents the difference between assets and liabilities in the government-wide financial statements. Net investment in capital assets consists of capital assets, net of accumulated depreciation. Net position is reported as restricted in the government-wide financial statement when there are limitations on their use through external restrictions imposed by creditors, grantors, or laws or regulations of other governments.

**M. Use of Estimates**

The preparation of financial statements in conformity with accounting principles generally accepted in the United States of America requires management to make estimates and assumptions that affect the reported amounts of assets and liabilities and disclosure of contingent assets and liabilities at the date of the financial statements. Estimates also affect the reported amounts of revenue and expenditures/expense during the reporting period. Actual results could differ from those estimates.

**N. Tax Status**

The School is exempt from income taxes under Section 501(c)(3) of the Internal Revenue Code (IRC). The School is also exempt from Minnesota Franchise or income tax.

The School is required to assess whether an uncertain tax position exists and if there should be recognition of a related benefit or liability in the financial statements. The School has determined there are not amounts to record as assets or liabilities related to uncertain tax positions.



**Bdote Learning Center  
Charter School No. 4226  
Notes to Financial Statements**

**NOTE 1 – SUMMARY OF SIGNIFICANT ACCOUNTING POLICIES (CONTINUED)**

**O. Budgetary Information**

The School follows these procedures in establishing the budgetary data reflected in the financial statements:

1. Prior to July 1, the Director of the School submits to the School’s Board of Directors, a proposed operating budget for the year commencing the following July 1. The operating budget includes proposed expenditures and the means of financing them.
2. Formal budgetary integration is employed as a management control device during the year for the General and Food Service Funds.
3. Budgets for the General and Food Service Funds are adopted on a basis consistent with accounting principles generally accepted in the United States of America
4. Budgets are as originally adopted or as amended by the Board of Directors. Budgeted expenditure appropriations lapse at year-end.

**NOTE 2 – DEPOSITS AND INVESTMENTS**

**A. Deposits**

In accordance with applicable *Minnesota Statutes*, the School maintains deposits at depository banks authorized by the School’s Board of Directors.

Custodial Credit Risk – Deposits: This is the risk that, in the event of the failure of a depository financial institution, the School will not be able to recover deposits or collateral securities that are in the possession of an outside party. *Minnesota Statutes* requires all deposits be protected by federal depository insurance, corporate surety bonds, or collateral. The market value of collateral pledged must equal 110% of the deposits not covered by Federal Deposit Insurance Corporation (FDIC) insurance or corporate surety bonds. The School's deposits were fully secured by FDIC insurance at June 30, 2020.

Deposits are presented as cash in the Statement of Net Position at June 30, 2020, in the amount of \$6,514.

**NOTE 3 – INTERFUND ACTIVITY**

**A. Due To/Due From Other Funds**

As of June 30, 2020, the following amounts were due to/due from other funds:

<b>Due from Other Funds</b>	<b>Due to Other Funds</b>
	<b>Food Service Fund</b>
General Fund	\$ 18,248

The amount due to the General Fund from the Food Service Fund is to cover deficit cash balances.

**Bdote Learning Center  
Charter School No. 4226  
Notes to Financial Statements**

**NOTE 3 – INTERFUND ACTIVITY (CONTINUED)**

**B. Interfund Transfers**

The General Fund transferred \$14,262 to the Food Service Fund to cover deficit fund activity from the prior year.

**NOTE 4 - CAPITAL ASSETS**

Capital asset activity for the year ended June 30, 2020, was as follows:

	<u>Beginning Balance</u>	<u>Increases</u>	<u>Decreases</u>	<u>Ending Balance</u>
Governmental activities				
Capital assets being depreciated				
Vehicle	\$ -	\$ 37,029	\$ -	\$ 37,029
Furniture and equipment	<u>170,683</u>	<u>54,865</u>	<u>-</u>	<u>225,548</u>
Total	<u>170,683</u>	<u>91,894</u>	<u>-</u>	<u>262,577</u>
Less accumulated depreciation for				
Vehicle		3,703		3,703
Furniture and equipment	<u>111,892</u>	<u>35,690</u>	<u>-</u>	<u>147,582</u>
Total	<u>111,892</u>	<u>39,393</u>	<u>-</u>	<u>151,285</u>
Governmental activities, capital assets, net	<u>\$ 58,791</u>	<u>\$ 52,501</u>	<u>\$ -</u>	<u>\$ 111,292</u>

Depreciation expense of \$39,393 for the year ended June 30, 2020, was charged to the following governmental functions:

School support services	\$ 13,996
Elementary and secondary regular instruction	16,801
Food service	189
Sites, buildings, and equipment	<u>8,407</u>
Total depreciation expense	<u>\$ 39,393</u>

**NOTE 5 – SHORT-TERM DEBT**

During fiscal year 2020, Bdote Learning Center signed an agreement with Propel Nonprofits for a line of credit (LOC). The LOC had an interest rate of 6.5%. The agreement was secured by the assets of Bdote Learning Center. The LOC carried a limit of \$400,000 and expires on November 30, 2020. As of June 30, 2020, there were no principal payments made.

**Bdote Learning Center  
Charter School No. 4226  
Notes to Financial Statements**

**NOTE 5 – SHORT-TERM DEBT (CONTINUED)**

	<u>Beginning Balance</u>	<u>Increases</u>	<u>Decreases</u>	<u>Ending Balance</u>
Line of Credit	<u>\$ -</u>	<u>\$ 400,000</u>	<u>\$ -</u>	<u>\$ 400,000</u>

**NOTE 6 – DEFINED BENEFIT PENSION PLANS – STATE-WIDE**

The School participates in various pension plans, total pension expense for the year ended June 30, 2020, was \$405,866. The components of pension expense are noted in the following plan summaries.

The General Fund typically liquidates the liability related to pensions.

**Teachers' Retirement Association**

**A. Plan Description**

The Teachers Retirement Association (TRA) is an administrator of a multiple employer, cost-sharing, defined benefit retirement fund. TRA administers a Basic Plan (without Social Security coverage) and a Coordinated Plan (with Social Security coverage) in accordance with *Minnesota Statutes*, Chapters 354 and 356. TRA is a separate statutory entity and administered by a Board of Trustees. The Board consists of four active members, one retired member, and three statutory officials.

Educators employed in Minnesota's public elementary and secondary schools, charter schools and certain TRA-covered educational institutions maintained by the state are required to be TRA members (except those teachers employed by St. Paul Schools or Minnesota State Colleges and Universities). Educators first hired by Minnesota State may elect either TRA coverage or coverage through the Define Contribution Plan (DCR) administered by the State of Minnesota.

**B. Benefits Provided**

TRA provides retirement benefits as well as disability benefits to members, and benefits to survivors upon death of eligible members. Benefits are established by *Minnesota Statute* and vest after three years of service credit. The defined retirement benefits are based on a member's highest average salary for any five consecutive years of allowable service, age and a formula multiplier based on years of credit at termination of service.

Two methods are used to compute benefits for TRA's Coordinated and Basic Plan members. Members first employed before July 1, 1989, receive the greater of the Tier I or Tier II benefits as described.

**Bdote Learning Center  
Charter School No. 4226  
Notes to Financial Statements**

**NOTE 6 – DEFINED BENEFIT PENSION PLANS – STATE-WIDE (CONTINUED)**

**B. Benefits Provided (Continued)**

*Tier I Benefits*

Tier 1	Step Rate Formula	Percentage
Basic	First ten years of service	2.2% per year
	All years after	2.7% per year
Coordinated	First ten years if service years are up to July 1, 2006	1.2% per year
	First ten years if service years are July 1, 2006, or after	1.4% per year
	All other years of service if service years are up to July 1, 2006	1.7% per year
	All other years of service if service years are July 1, 2006, or after	1.9% per year

With these provisions:

- Normal retirement age is 65 with less than 30 years of allowable service and age 62 with 30 or more years of allowable service.
- 3% per year early retirement reduction factor for all years under normal retirement age.
- Unreduced benefits for early retirement under a Rule of 90 (age plus allowable service equals 90 or more).

*Tier II Benefits*

For years of service prior to July 1, 2006, a level formula of 1.7% per year for coordinated members and 2.7% per year for basic members is applied. For years of service July 1, 2006, and after, a level formula of 1.9% per year for Coordinated members and 2.7% for Basic members applies. Beginning July 1, 2015, the early retirement reduction factors are based on rates established under *Minnesota Statute*. Smaller reductions, more favorable to the member, will be applied to individuals who reach age 62 and have 30 years or more of service credit.

Members first employed after June 30, 1989, receive only the Tier II calculation with a normal retirement age that is their retirement age for full Social Security retirement benefits, but not to exceed age 66.

Six different types of annuities are available to members upon retirement. The No Refund Life Plan is a lifetime annuity that ceases upon the death of the retiree – no survivor annuity is payable. A retiring member may also choose to provide survivor benefits to a designated beneficiary(ies) by selecting one of the five plans that have survivorship features.

**Bdote Learning Center  
Charter School No. 4226  
Notes to Financial Statements**

**NOTE 6 – DEFINED BENEFIT PENSION PLANS – STATE-WIDE (CONTINUED)**

**Teachers' Retirement Association (Continued)**

**B. Benefits Provided (Continued)**

*Tier II Benefits (Continued)*

Vested members may also leave their contributions in the TRA Fund upon termination of service in order to qualify for a deferred annuity at retirement age. Any member terminating service is eligible for a refund of their employee contributions plus interest.

The benefit provisions stated apply to active plan participants. Vested, terminated employees who are entitled to benefits but not yet receiving them are bound by the plan provisions in effect at the time they last terminated their public service.

**C. Contribution Rate**

Per *Minnesota Statutes*, Chapter 354 sets the contribution rates for employees and employers. Rates for each fiscal year ended June 30, 2018, June 30, 2019, and June 30, 2020, were:

	June 30, 2018		June 30, 2019		June 30, 2020	
	<u>Employee</u>	<u>Employer</u>	<u>Employee</u>	<u>Employer</u>	<u>Employee</u>	<u>Employer</u>
Basic	11.0%	11.5%	11.0%	11.71%	11.0%	11.92%
Coordinated	7.5%	7.5%	7.5%	7.71%	7.5%	7.92%

The following is a reconciliation of employer contributions in TRA's CAFR "Statement of Changes in Fiduciary Net Position" to the employer contributions used in Schedule of Employer and Non-Employer Pension Allocations. Amounts are reported in thousands.

**Bdote Learning Center  
Charter School No. 4226  
Notes to Financial Statements**

**NOTE 6 – DEFINED BENEFIT PENSION PLANS – STATE-WIDE (CONTINUED)**

**Teachers' Retirement Association (Continued)**

**C. Contribution Rate (Continued)**

Employer contributions reported in TRA's CAFR Statement of Changes in Fiduciary Net Position	\$ 403,300
Deduct employer contributions not related to future contribution efforts	(688)
Deduct TRA's contributions not included in allocation	<u>(486)</u>
Total employer contributions	402,126
Total non-employer contributions	<u>35,588</u>
Total contributions reported in <i>Schedule of Employer and Non-Employer Allocations</i>	<u><u>\$ 437,714</u></u>

Amounts reported in the allocation schedules may not precisely agree with financial statement amounts or actuarial valuations due to the number of decimal places used in the allocations. TRA has rounded percentage amounts to the nearest ten thousandths.

**Bdote Learning Center  
Charter School No. 4226  
Notes to Financial Statements**

**NOTE 6 – DEFINED BENEFIT PENSION PLANS – STATE-WIDE (CONTINUED)**

**Teachers' Retirement Association (Continued)**

**D. Actuarial Assumptions**

The total pension liability in the June 30, 2019, actuarial valuation was determined using the following actuarial assumptions, applied to all periods included in the measurement.

Key Methods and Assumptions Used in Valuation of Total Pension Liability

---

**Actuarial Information**

Valuation date	July 1, 2019
Experience study	June 5, 2015
	November 6, 2017 (economic assumptions)
Actuarial cost method	Entry Age Normal
Actuarial assumptions	
Investment rate of return	7.50%
Price inflation	2.50%
Wage growth rate	2.85% before July 1, 2028 and 3.25% thereafter
Projected salary increase	2.85% to 8.85% before July 1, 2028 and 3.25% to 9.25% thereafter
Cost of living adjustment	1.0% for January 2019 through January 2023, then increasing by 0.1% each year up to 1.5% annually.

**Mortality Assumptions**

Pre-retirement	RP 2014 white collar employee table, male rates set back six years and female rates set back five years. Generational projection uses the MP 2015 scale.
Post-retirement	RP 2014 white collar annuitant table, male rates set back three years and female rates set back three years, with further adjustments of the rates. Generational projections uses the MP 2015 scale.
Post-disability	RP 2014 disabled retiree mortality table, without adjustment.

**Bdote Learning Center  
Charter School No. 4226  
Notes to Financial Statements**

**NOTE 6 – DEFINED BENEFIT PENSION PLANS – STATE-WIDE (CONTINUED)**

**Teachers’ Retirement Association (Continued)**

**D. Actuarial Assumptions (Continued)**

The long-term expected rate of return on pension plan investments was determined using a building-block method in which best-estimate ranges of expected future real rates of return (expected returns, net of pension plan investment expense, and inflation) are developed for each major asset class. These ranges are combined to produce the long-term expected rate of return by weighting the expected future real rates of return by the target asset allocation percentage and by adding expected inflation. The target allocation and best estimates of geometric real rates of return for each major asset class are summarized in the following table:

Asset Class	Target Allocation	Long-Term Expected Real Rate of Return
Domestic equity	35.5 %	5.10 %
International equity	17.5	5.30
Private markets	25.0	5.90
Fixed income	20.0	0.75
Unallocated cash	2.0	0.00
Total	<u>100 %</u>	

The TRA actuary has determined the average of the expected remaining services lives of all members for fiscal year 2016 is six years. The "Difference Between Expected and Actual Experience", "Changes of Assumptions", and "Changes in Proportion" use the amortization period of six years in the schedule presented. The amortization period for "Net Difference between Projected and Actual Investment Earnings on Pension Plan Investments" is over a period of five years as required by GASB 68.

Changes in actuarial assumptions since the 2018 valuation:

- The cost of living adjustment (COLA) was reduced from 2.0% each January 1 to 1.0%, effective January 1, 2019. Beginning January 1, 2024, the COLA will increase 0.1% each year until reaching the ultimate rate of 1.5% on January 1, 2028.
- Beginning July 1, 2024, eligibility for the first COLA changes to normal retirement age (age 65 to 66, depending on date of birth). However, members who retire under Rule of 90 and members who are at least age 62 with 30 years of service credit are exempt.
- The COLA trigger provision, which would have increased the COLA to 2.5% if the funded ratio was at least 90% for two consecutive years, was eliminated.



**Bdote Learning Center  
Charter School No. 4226  
Notes to Financial Statements**

**NOTE 6 – DEFINED BENEFIT PENSION PLANS – STATE-WIDE (CONTINUED)**

**Teachers' Retirement Association (Continued)**

**D. Actuarial Assumptions (Continued)**

- Augmentation in the early retirement reduction factors is phased out over a five-year period beginning July 1, 2019, and ending July 1, 2024 (this reduces early retirement benefits). Members who retire and are at least age 62 with 30 years of service are exempt.
- Augmentation on deferred benefits will be reduced to zero percent beginning July 1, 2019. Interest payable on refunds to members was reduced from 4.0% to 3.0%, effective July 1, 2018. Interest due on payments and purchases from members, employers was reduced from 8.5% to 7.5%, effective July 1, 2018.
- The employer contribution rate is increased each July 1 over the next 6 years (7.71% in 2018, 7.92% in 2019, 8.13% in 2020, 8.34% in 2021, 8.55% in 2022, and 8.75% in 2023). In addition, the employee contribution rate will increase from 7.50% to 7.75% on July 1, 2023. The state provides funding for the higher employer contribution rate through an adjustment in the school aid formula.

**E. Discount Rate**

The discount rate used to measure the total pension liability was 7.5%. There was no change since the prior measurement date. This is an increase from the discount rate at the prior measurement date of 5.12%. The projection of cash flows used to determine the discount rate assumed that employee contributions will be made at the fiscal 2018 contribution rate, contributions from school districts will be made at contractually required rates (actuarially determined), and contributions from the state will be made at current statutorily required rates. Based on those assumptions, the pension plan's fiduciary net position was not projected to be depleted and, as a result, the Municipal Bond Index Rate was not used in the determination of the Single Equivalent Interest Rate (SEIR).

**F. Net Pension Liability**

On June 30, 2020, the School reported a liability of \$841,371 for its proportionate share of the net pension liability. The net pension liability was measured as of June 30, 2019, and the total pension liability used to calculate the net pension liability was determined by an actuarial valuation as of that date. The School's proportion of the net pension liability was based on the School's contributions to TRA in relation to total system contributions including direct aid from the State of Minnesota, City of Minneapolis, and Minneapolis School District. The School's proportionate share was 0.0132% at the end of the measurement period and 0.0114% for the beginning of the year.

**Bdote Learning Center  
Charter School No. 4226  
Notes to Financial Statements**

**NOTE 6 – DEFINED BENEFIT PENSION PLANS – STATE-WIDE (CONTINUED)**

**Teachers' Retirement Association (Continued)**

**F. Net Pension Liability (Continued)**

The pension liability amount reflected a reduction due to direct aid provided to TRA. The amount recognized by the School as its proportionate share of the net pension liability, the direct aid and total portion of the net pension liability that was associated with the School were as follows:

School's proportionate share of net pension liability	\$ 841,371
State's proportionate share of the net pension liability associated with the School	74,624

For the year ended June 30, 2020, the School recognized pension expense of \$268,160. It also recognized \$5,672 as an increase to this pension expense for the support provided by direct aid.

On June 30, 2019, the School had deferred resources related to pensions from the following sources:

	<u>Deferred Outflows of Resources</u>	<u>Deferred Inflows of Resources</u>
Differences between expected and actual experience	\$ 60	\$ 15,848
Net difference between projected and actual earnings on plan investments	-	56,391
Changes of assumptions	359,316	907,527
Changes in proportion	703,785	2
Contributions to TRA subsequent to the measurement date	<u>82,806</u>	<u>-</u>
Total	<u>\$ 1,145,967</u>	<u>\$ 979,768</u>

\$82,806 reported as deferred outflows of resources related to pensions resulting from School contributions to TRA subsequent to the measurement date will be recognized as a reduction of the net pension liability in the year ended June 30, 2021.

**Bdote Learning Center  
Charter School No. 4226  
Notes to Financial Statements**

**NOTE 6 – DEFINED BENEFIT PENSION PLANS – STATE-WIDE (CONTINUED)**

**Teachers' Retirement Association (Continued)**

**F. Net Pension Liability (Continued)**

Other amounts reported as deferred outflows of resources and (deferred inflows of resources) will be recognized in pension expense as follows:

Year Ended June 30,	Pension Expense Amount
2021	\$ 112,616
2022	85,997
2023	(70,798)
2024	(61,704)
2025	17,282
Total	\$ 83,393

**G. Pension Liability Sensitivity**

The following presents the School's proportionate share of the net pension liability calculated using the discount rate of 7.5% as well as what the net pension liability would be if it were calculated using a discount rate that is 1 percent lower (6.5%) and 1 percent higher (8.5%) than the current rate.

School proportionate share of NPL		
1% decrease (6.5%)	Current (7.5%)	1% increase (8.5%)
\$ 1,341,351	\$ 841,371	\$ 429,145

The School's proportion of the net pension liability was based on the employer contributions to TRA in relation to TRA's total employer contributions including direct aid contributions from the State of Minnesota, City of Minneapolis, and Minneapolis School District.

**H. Pension Plan Fiduciary Net Position**

Detailed information about the plan's fiduciary net position is available in a separately-issued TRA financial report. That can be obtained at [www.MinnesotaTRA.org](http://www.MinnesotaTRA.org), or by writing to TRA at 60 Empire Drive, Suite 400, St. Paul, MN, 55103-4000, or by calling (651) 296-2409 or (800) 657-3669.

**Bdote Learning Center  
Charter School No. 4226  
Notes to Financial Statements**

**NOTE 6 – DEFINED BENEFIT PENSION PLANS – STATE-WIDE (CONTINUED)**

**Public Employees' Retirement Association**

**A. Plan Description**

The School participates in the following cost-sharing multiple-employer defined benefit pension plans administered by PERA. PERA's defined benefit pension plans are established and administered in accordance with *Minnesota Statutes*, Chapters 353 and 356. PERA's defined benefit pension plans are tax qualified plans under Section 401(a) of the Internal Revenue Code.

General Employees Retirement Plan

All full-time and certain part-time employees of the School other than teachers are covered by the General Employees Plan. General Employees Plan members belong to the Coordinated Plan. Coordinated Plan members are covered by Social Security.

**B. Benefits Provided**

PERA provides retirement, disability, and death benefits. Benefit provisions are established by state statute and can only be modified by the state Legislature. Vested, terminated employees who are entitled to benefits but are not receiving them yet are bound by the provisions in effect at the time they last terminated their public service.

General Employees Plan Benefits

General Employees Plan benefits are based on a member's highest average salary for any five successive years of allowable service, age, and years of credit at termination of service. Two methods are used to compute benefits for PERA's Coordinated Plan members. Members hired prior to July 1, 1989, receive the higher of Method 1 or Method 2 formulas. Only Method 2 is used for members hired after June 30, 1989. Under Method 1 the annuity accrual rate for a Coordinated Plan member is 1.2% of average salary for each of the first ten years of service and 1.7% of average salary for each additional year. Under Method 2, the accrual rate for Coordinated members is 1.7% of average salary for all years of service. For members hired prior to July 1, 1989, a full annuity is available when age plus years of service equal 90 and normal retirement age is 65. For members hired on or after July 1, 1989, normal retirement age is the age for unreduced Social Security benefits capped at 66.

Annuities, disability benefits, and survivor benefits are increased effective every January 1. Beginning January 1, 2019, the postretirement increase will be equal to 50% of the cost-of-living adjustment (COLA) announced by the SSA, with a minimum increase of at least 1.0% and a maximum of 1.5%. Recipients that have been receiving the annuity or benefit for at least a full year as of the June 30 before the effective date of the increase will receive the full increase. For recipients receiving the annuity or benefit for at least one month but less than a full year as of the June 30 before the effective date of the increase will receive a reduced prorated increase. For members retiring on January 1, 2024, or later, the increase will be delayed until normal retirement age (age 65 if hired prior to July 1, 1989, or age 66 for individuals hired on or after July 1, 1989). Members retiring under Rule of 90 are exempt from the delay to normal retirement.

**Bdote Learning Center  
Charter School No. 4226  
Notes to Financial Statements**

**NOTE 6 – DEFINED BENEFIT PENSION PLANS – STATE-WIDE (CONTINUED)**

**Public Employees' Retirement Association (Continued)**

**C. Contributions**

*Minnesota Statutes* Chapter 353 set the rates for employer and employee contributions. Contribution rates can only be modified by the state legislature.

General Employees Fund Contributions

Coordinated Plan members were required to contribute 6.5%, of their annual covered salary in fiscal year 2020 and the School was required to contribute 7.5% for Coordinated Plan members. The School's contributions to the General Employees Fund for the year ended June 30, 2020, were \$71,135. The School's contributions were equal to the required contributions as set by state statute.

**D. Pension Costs**

General Employees Fund Pension Costs

At June 30, 2020, the School reported a liability of \$492,061 for its proportionate share of the General Employees Fund's net pension liability. The School's net pension liability reflected a reduction due to the State of Minnesota's contribution of \$16 million to the fund in 2019. The State of Minnesota is considered a non-employer contributing entity and the State's contribution meets the definition of a special funding situation. The State of Minnesota's proportionate share of the net pension liability associated with the School totaled \$15,333. The net pension liability was measured as of June 30, 2019, and the total pension liability used to calculate the net pension liability was determined by an actuarial valuation as of that date. The School's proportionate share of the net pension liability was based on the School's contributions received by PERA during the measurement period for employer payroll paid dates from July 1, 2018, through June 30, 2019, relative to the total employer contributions received from all of PERA's participating employers. At June 30, 2019, the School's proportionate share was 0.0089% at the end of the measurement period and 0.0055% for the beginning of the period.

School's proportionate share of net pension liability	\$ 492,061
State of Minnesota's proportionate share of the net pension liability associated with the School	15,333
	15,333
Total	\$ 507,394

For the year ended June 30, 2020, the School recognized pension expense of \$137,706 for its proportionate share of the General Employees Plan's pension expense. In addition, the School recognized an additional \$1,148 as pension expense (and grant revenue) for its proportionate share of the State of Minnesota's contribution of \$16 million to the General Employees Fund.

**Bdote Learning Center  
Charter School No. 4226  
Notes to Financial Statements**

**NOTE 6 – DEFINED BENEFIT PENSION PLANS – STATE-WIDE (CONTINUED)**

**Public Employees' Retirement Association (Continued)**

**D. Pension Costs (Continued)**

At June 30, 2020, the School reported its proportionate share of deferred outflows of resources and deferred inflows of resources, and its contributions subsequent to the measurement date, from the following sources:

	<u>Deferred Outflows of Resources</u>	<u>Deferred Inflows of Resources</u>
Differences between expected and actual economic experience	\$ 10,401	\$ -
Changes in actuarial assumptions	-	25,488
Difference between projected and actual investments earnings	-	31,524
Change in proportion	203,833	-
Contributions paid to PERA subsequent to the measurement date	<u>71,135</u>	<u>-</u>
Total	<u><u>\$ 285,369</u></u>	<u><u>\$ 57,012</u></u>

The \$71,135 reported as deferred outflows of resources related to pensions resulting from School contributions subsequent to the measurement date will be recognized as a reduction of the net pension liability in the year ended June 30, 2021. Other amounts reported as deferred outflows and inflows of resources related to pensions will be recognized in pension expense as follows:

<u>Year Ended June 30,</u>	<u>Pension Expense</u>
2021	\$ 74,323
2022	40,865
2023	41,241
2024	<u>793</u>
Total	<u><u>\$ 157,222</u></u>

**Bdote Learning Center  
Charter School No. 4226  
Notes to Financial Statements**

**NOTE 6 – DEFINED BENEFIT PENSION PLANS – STATE-WIDE (CONTINUED)**

**Public Employees’ Retirement Association (Continued)**

**E. Actuarial Assumptions**

The total pension liability in the June 30, 2019, actuarial valuation was determined using an individual entry-age normal actuarial cost method and the following actuarial assumptions:

Inflation	2.50 % Per year
Active member payroll growth	3.25 % Per year
Investment rate of return	7.50 %

Salary increases were based on a service-related table. Mortality rates for active members, retirees, survivors, and disabilitants were based on RP 2014 tables for males or females, as appropriate, with slight adjustments to fit PERA's experience. Cost of living benefit increases after retirement for retirees are assumed to be 1.25% per year.

Actuarial assumptions used in the June 30, 2019, valuation were based on the results of actuarial experience studies. The most recent four-year experience study in the General Employees Plan was completed in 2019. Economic assumptions were updated in 2018 based on a review of inflation and investment return assumptions.

The following changes in actuarial assumptions occurred in 2019:

Changes in Actuarial Assumptions:

- The mortality projection scale was changed from MP-2017 to MP-2018.

Changes in Plan Provisions:

- The employer supplemental contribution was changed prospectively, decreasing from \$31 million to \$21 million per year. The State’s special funding contribution was changed prospectively, requiring \$16 million due per year through 2031.

The State Board of Investment, which manages the investments of PERA, prepares an analysis of the reasonableness of the long-term expected rate of return using a building-block method in which best-estimate ranges of expected future rates of return are developed for each major asset class. These ranges are combined to produce an expected long-term rate of return by weighting the expected future rates of return by the target asset allocation percentages.

**Bdote Learning Center  
Charter School No. 4226  
Notes to Financial Statements**

**NOTE 6 – DEFINED BENEFIT PENSION PLANS – STATE-WIDE (CONTINUED)**

**Public Employees' Retirement Association (Continued)**

**E. Actuarial Assumptions (Continued)**

The target allocation and best estimates of geometric real rates of return for each major asset class are summarized in the following table:

<u>Asset Class</u>	<u>Target Allocation</u>	<u>Long-Term Expected Real Rate of Return</u>
Domestic equity	35.5 %	5.10 %
Private markets	25.0	5.90
Fixed income	20.0	0.75
International equity	17.5	5.90
Cash equivalents	2.0	0.00
Total	<u>100 %</u>	

**F. Discount Rates**

The discount rate used to measure the total pension liability in 2019 was 7.5%. The projection of cash flows used to determine the discount rate assumed that contributions from plan members and employers will be made at rates set in *Minnesota Statutes*. Based on these assumptions, the fiduciary net position was projected to be available to make all projected future benefit payments of current plan members. Therefore, the long-term expected rate of return on pension plan investments was applied to all periods of projected benefit payments to determine the total pension liability.

**G. Pension Liability Sensitivity**

The following table presents the School's proportionate share of the net pension liability for all plans it participates in, calculated using the discount rate disclosed in the preceding paragraph, as well as what the School's proportionate share of the net pension liability would be if it were calculated using a discount rate 1 percentage point lower or 1 percentage point higher than the current discount rate:

	<u>1% Decrease in Discount Rate (6.5%)</u>	<u>Discount Rate (7.5%)</u>	<u>1% Increase in Discount Rate (8.5%)</u>
School's proportionate share of the PERA net pension liability	\$ 808,922	\$ 492,061	\$ 230,429



**Bdote Learning Center  
Charter School No. 4226  
Notes to Financial Statements**

**NOTE 6 – DEFINED BENEFIT PENSION PLANS – STATE-WIDE (CONTINUED)**

**Public Employees' Retirement Association (Continued)**

**H. Pension Plan Fiduciary Net Position**

Detailed information about the General Employees Fund's fiduciary net position is available in a separately-issued PERA financial report that includes the financial statements and required supplementary information. That report may be obtained on the Internet at [www.mnpera.org](http://www.mnpera.org).

**NOTE 7 – COMMITMENTS**

**A. Lease Commitments and Terms**

On May 18, 2017, the School (Lessee) signed a lease for educational space with The Church of St. Albert the Great of Minneapolis. The term of the lease agreement covers periods July 1, 2017, through June 30, 2020. Minimum rental payments of \$12,471 are due on a monthly basis. The School is also responsible for its proportionate share of all operating costs.

For 2020, the School qualified for state charter school lease aid which equaled the lesser of 90% of the approved lease cost or \$1,314 per pupil units served, or \$153,390.

The School's ability to make payments under the lease agreement is dependent on its revenues which are in turn, largely dependent on sufficient enrollment being served at the School and sufficient state aids per student being authorized and received from the State of Minnesota.

**NOTE 8 – GASB STANDARDS ISSUED BUT NOT YET IMPLEMENTED**

GASB Statement No. 87, Leases establishes a single model for lease accounting based on the foundational principle that leases are financings of the right to use an underlying asset. Under this statement, a lessee is required to recognize a lease liability and an intangible right-to-use lease asset, and a lessor is required to recognize a lease receivable and a deferred inflow of resources, thereby enhancing the relevance and consistency of information about governments' leasing activities. This statement will be effective for the year ending June 30, 2022.

**REQUIRED SUPPLEMENTARY INFORMATION**

**Bdote Learning Center  
Charter School No. 4226  
Schedule of School's and Non-Employer Proportionate Share  
of Net Pension Liability  
Last Ten Years General Employees Retirement Fund**

For Plan's Fiscal Year Ended June 30,	School's Proportion of the Net Pension Liability (Asset)	School's Proportionate Share of the Net Pension Liability (Asset)	School's Proportionate Share of State of Minnesota's Proportionated Share of the Net Pension Liability	School's Proportionate Share of the State of Minnesota's Share of the Net Pension of Liability	School's Covered Payroll	School's Proportionate Share of the Net Pension Liability (Asset) as a Percentage of its Covered Payroll	Plan Fiduciary Net Position as a Percentage of the Total Pension Liability
2014	0.0016%	\$ 75,160	\$ -	\$ 75,160	\$ 83,090	90.46%	78.7%
2015	0.0029%	150,293	-	150,293	164,827	91.18%	78.2%
2016	0.0030%	243,585	3,140	246,725	183,627	132.65%	68.9%
2017	0.0045%	287,277	3,626	290,903	290,987	98.73%	75.9%
2018	0.0055%	305,117	10,043	315,160	369,013	82.68%	79.5%
2019	0.0089%	492,061	15,133	507,194	628,520	78.29%	80.2%

Note: Schedule is intended to show ten year trend. Additional years will be reported as they become available.

**Schedule of School's and Non-Employer Proportionate Share  
of Net Pension Liability  
Last Ten Years TRA Retirement Fund**

For Plan's Fiscal Year Ended June 30,	School's Proportion of the Net Pension Liability (Asset)	School's Proportionate Share of the Net Pension Liability (Asset)	School's Proportionate Share of State of Minnesota's Proportionated Share of the Net Pension Liability	School's Proportionate Share of the State of Minnesota's Share of the Net Pension of Liability	School's Covered Payroll	School's Proportionate Share of the Net Pension Liability (Asset) as a Percentage of its Covered Payroll	Plan Fiduciary Net Position as a Percentage of the Total Pension Liability
2014	0.0007%	\$ 32,255	\$ 2,120	\$ 34,375	\$ 29,999	107.5%	81.5%
2015	0.0066%	408,275	50,014	458,289	334,213	122.2%	76.8%
2016	0.0067%	1,598,110	161,007	1,759,117	347,240	460.2%	44.9%
2017	0.0080%	1,596,945	154,841	1,751,786	431,920	369.7%	51.6%
2018	0.0114%	716,574	67,429	784,003	630,320	113.7%	78.1%
2019	0.0132%	841,371	74,624	915,995	746,680	112.7%	78.2%

Note: Schedule is intended to show ten year trend. Additional years will be reported as they become available.

**Bdote Learning Center  
Charter School No. 4226  
Schedule of School Contributions  
General Employees Retirement Fund  
Last Ten Years**

Fiscal Year Ending June 30,	Statutorily Required Contribution	Contributions in Relation to the Statutorily Required Contributions	Contribution Deficiency (Excess)	School's Covered Payroll	Contributions as a Percentage of Covered Payroll
2014	\$ 6,024	\$ 6,024	\$ -	\$ 83,090	7.25%
2015	12,362	12,362	-	164,827	7.50%
2016	13,772	13,772	-	183,627	7.50%
2017	21,824	21,824	-	290,987	7.50%
2018	27,676	27,676	-	369,013	7.50%
2019	47,139	47,139	-	628,520	7.50%
2020	71,135	71,135	-	948,467	7.50%

Note: Schedule is intended to show ten year trend. Additional years will be reported as they become available.

**Schedule of School Contributions  
TRA Retirement Fund  
Last Ten Years**

Fiscal Year Ending June 30,	Statutorily Required Contribution	Contributions in Relation to the Statutorily Required Contributions	Contribution Deficiency (Excess)	School's Covered Payroll	Contributions as a Percentage of Covered Payroll
2014	\$ 2,100	\$ 2,100	\$ -	\$ 29,999	7.00%
2015	25,066	25,066	-	334,213	7.50%
2016	26,043	26,043	-	347,240	7.50%
2017	32,394	32,394	-	431,920	7.50%
2018	47,274	47,274	-	630,320	7.50%
2019	57,569	57,569	-	746,680	7.71%
2020	82,806	82,806	-	1,045,530	7.92%

Note: Schedule is intended to show ten year trend. Additional years will be reported as they become available.

**Bdote Learning Center  
Charter School No. 4226  
Notes to the Required Supplementary Information**

**TRA Retirement Fund**

**2019 Changes**

Changes in Actuarial Assumptions

- None

**2018 Changes**

Changes in Actuarial Assumptions

- The cost of living adjustment (COLA) was reduced from 2.0% each January 1 to 1.0%, effective January 1, 2019. Beginning January 1, 2024, the COLA will increase 0.1% each year until reaching the ultimate rate of 1.5% on January 1, 2028.
- Beginning July 1, 2024, eligibility for the first COLA changes to normal retirement age (age 65 to 66, depending on date of birth). However, members who retire under Rule of 90 and members who are at least age 62 with 30 years of service credit are exempt.
- The COLA trigger provision, which would have increased the COLA to 2.5% if the funded ratio was at least 90% for two consecutive years, was eliminated.
- Augmentation in the early retirement reduction factors is phased out over a five-year period beginning July 1, 2019, and ending July 1, 2024 (this reduces early retirement benefits). Members who retire and are at least age 62 with 30 years of service are exempt.
- Augmentation on deferred benefits will be reduced to zero percent beginning July 1, 2019. Interest payable on refunds to members was reduced from 4.0% to 3.0%, effective July 1, 2018. Interest due on payments and purchases from members, employers was reduced from 8.5% to 7.5%, effective July 1, 2018.
- The employer contribution rate is increased each July 1 over the next six years (7.71% in 2018, 7.92% in 2019, 8.13% in 2020, 8.34% in 2021, 8.55% in 2022, and 8.75% in 2023). In addition, the employee contribution rate will increase from 7.50% to 7.75% on July 1, 2023. The state provides funding for the higher employer contribution rate through an adjustment in the school aid formula.

**2017 Changes**

Changes in Actuarial Assumptions

- The cost of living adjustment (COLA) was assumed to increase from 2.0% annually to 2.5% annually on July 1, 2045.
- The COLA was not assumed to increase to 2.5% but remain at 2.0% for all future years.
- Adjustments were made to the combined service annuity loads. The active load was reduced from 1.4% to 0.0%, the vested inactive load increased from 4.0% to 7.0% and the non-vested inactive load increased from 4.0% to 9.0%.
- The investment return assumption was changed from 8.0% to 7.5%.
- The price inflation assumption was lowered from 2.75% to 2.5%.
- The payroll growth assumption was lowered from 2.5% to 3.0%.
- The general wage growth assumption was lowered from 3.5% to 2.85% for ten years followed by 3.25% thereafter.

**Bdote Learning Center  
Charter School No. 4226  
Notes to the Required Supplementary Information**

**TRA Retirement Fund (Continued)**

**2017 Changes (Continued)**

Changes in Actuarial Assumptions (Continued)

- The salary increase assumption was adjusted to reflect the changes in the general wage growth assumption.

**2016 Changes**

Changes in Actuarial Assumptions

- The COLA was not assumed to increase for funding or the GASB calculation. It remained at 2% for all future years.
- The price inflation assumption was lowered from 3% to 2.75%.
- The general wage growth and payroll growth assumptions were lowered from 3.75% to 3.5%.
- Minor changes as some durations for the merit scale of the salary increase assumption.
- The pre-retirement mortality assumption was changed to the RP 2014 white collar employee table, male rates set back six years and female rates set back five years. Generational projection uses the MP 2015 scale.
- The post-retirement mortality assumption was changed to the RP 2014 white collar annuitant table, male rates set back three years and female rates set back three years, with further adjustments of the rates. Generational projection uses the MP 2015 scale.
- The post-disability mortality assumption was changed to the RP 2014 disabled retiree mortality table, without adjustment.
- Separate retirement assumptions for members hired before or after July 1, 1989, were created to better reflect each group's behavior in light of different requirements for retirement eligibility.
- Assumed termination rates were changed to be based solely on years of service in order to better fit the observed experience.
- A minor adjustment and simplification of the assumption regarding the election of optional form of annuity payment at retirement were made.

**2015 Changes**

Changes of Benefit Terms

- The DTRFA was merged into TRA on June 30, 2015.

Changes in Actuarial Assumptions

- The annual COLA for the June 30, 2015, valuation assumed 2%. The prior year valuation used 2% with an increase to 2.5% commencing in 2034. The discount rate used to measure the total pension liability was 8.0%. This is a decrease from the discount rate at the prior measurement date of 8.25%.

**BDOLE LEARNING CENTER**  
**Charter School No. 4226**  
**Notes to the Required Supplementary Information**

**General Employees Fund**

**2019 Changes**

Changes in Actuarial Assumptions

- The mortality projection scale was changed from MP-2017 to MP-2018.

Changes in Plan Provisions

- The employer supplemental contribution was changed prospectively, decreasing from \$31 million to \$21 million per year. The State's special funding contribution was changes prospectively, requiring \$16 million due per year through 2031.

**2018 Changes**

Changes in Actuarial Assumptions:

- The mortality projection scale was changed from MP-2015 to MP-2017.
- The assumed benefit increase was changed from 1.0% per year through 2044 and 2.5% per year thereafter to 1.25% per year.

Changes in Plan Provisions:

- The augmentation adjustment in early retirement factors is eliminated over a five-year period starting July 1, 2019, resulting in actuarial equivalence after June 30, 2024.
- Interest credited on member contributions decreased from 4.0% to 3.0%, beginning July 1, 2018.
- Deferred augmentation was changed to 0.0%, effective January 1, 2019. Augmentation that has already accrued for deferred members will still apply.
- Contribution stabilizer provisions were repealed.
- Post-retirement benefit increases were changed from 1.0% per year with a provision to increase to 2.5% upon attainment of 90% funding ratio to 50% of the Social Security Cost of Living Adjustment, not less than 1.0% and not more than 1.5%, beginning January 1, 2019.
- For retirements on or after January 1, 2024, the first benefit increase is delayed until the retiree reaches Normal Retirement Age. Does not apply to Rule of 90 retirees, disability benefit recipients, or survivors.
- Actuarial equivalent factors were updated to reflect revised mortality and interest assumptions.

**2017 Changes**

Changes in Actuarial Assumptions

- The CSA loads were changed from 0.8% for active members and 60% for vested and non-vested deferred members. The revised CSA loads are now 0.0% for active member liability, 15% for vested deferred member liability and 3% for non-vested deferred member liability.
- The assumed post-retirement benefit increase rate was changed from 1.0% per year for all years to 1.0% per year through 2044 and 2.5% per year thereafter.

**Bdote Learning Center  
Charter School No. 4226  
Notes to the Required Supplementary Information**

**General Employees Fund (Continued)**

**2017 Changes (Continued)**

Changes in Plan Provisions

- The State's contribution for the Minneapolis Employees Retirement Fund equals \$16,000,000 in 2017 and 2018, and \$6,000,000 thereafter.
- The Employer Supplemental Contribution for the Minneapolis Employees Retirement Fund changed from \$21,000,000 to \$31,000,000 in calendar years 2019 to 2031. The State's contribution changed from \$16,000,000 to \$6,000,000 in calendar years 2019 to 2031.

**2016 Changes**

Changes in Actuarial Assumptions

- The assumed post-retirement benefit increase rate was changed from 1.0% per year through 2035 and 2.5% per year thereafter to 1.0% per year for all future years.
- The assumed investment return was changed from 7.9% to 7.5%. The single discount rate was changed from 7.9% to 7.5%.

Other assumptions were changed pursuant to the experience study dated June 30, 2015. The assumed future salary increases, payroll growth, the inflation were decreased by 0.25% to 3.25% for payroll growth and 2.50% for inflation.

**2015 Changes**

Changes in Plan Provisions

- On January 1, 2015, the Minneapolis Employees Retirement Fund was merged into the General Employees Fund, which increased the total pension liability by \$1.1 billion and increased the fiduciary plan net position by \$892 million. Upon consolidation, state and employer contributions were revised; the State's contribution of \$6.0 million, which meets the special funding situation definition, was due September 2015.

Changes in Actuarial Assumptions

- The assumed post-retirement benefit increase rate was changed from 1.0% per year through 2030 and 2.5% per year thereafter to 1.0% per year through 2035 and 2.5% per year thereafter.



(THIS PAGE LEFT BLANK INTENTIONALLY)

**SUPPLEMENTARY INFORMATION**

**Bdote Learning Center  
Charter School No. 4226  
Uniform Financial Accounting and Reporting Standards  
Compliance Table  
Year Ended June 30, 2020**

	Audit	UFARS	Audit UFARS		Audit	UFARS	Audit UFARS
<b>01 GENERAL FUND</b>							
Total revenue	\$ 3,794,220	\$ 3,794,221	\$ (1)	<b>06 BUILDING CONSTRUCTION FUND</b>			
Total expenditures	3,570,511	3,570,512	(1)	Total revenue	\$ -	\$ -	\$ -
<i>Nonspendable:</i>				Total expenditures	-	-	-
4.60 Nonspendable fund balance	18,780	18,780	-	<i>Nonspendable:</i>			
<i>Restricted/reserved:</i>				4.60 Nonspendable fund balance	-	-	-
4.01 Student Activities	-	-	-	<i>Restricted/reserved:</i>			
4.02 Scholarships	-	-	-	4.07 Capital projects levy	-	-	-
4.03 Staff development	-	-	-	4.09 Alternative facility program	-	-	-
4.07 Capital projects levy	-	-	-	4.13 Building projects funded by COP/LP	-	-	-
4.08 Cooperative programs	-	-	-	<i>Restricted:</i>			
4.09 Alternative facility program	-	-	-	4.64 Restricted fund balance	-	-	-
4.13 Building Projects Funded by COP/LOP	-	-	-	<i>Unassigned:</i>			
4.14 Operating debt	-	-	-	4.63 Unassigned fund balance	-	-	-
4.16 Levy reduction	-	-	-				
4.17 Taconite building maintenance	-	-	-	<b>07 DEBT SERVICE FUND</b>			
4.24 Operating capital	-	-	-	Total revenue	\$ -	\$ -	\$ -
4.26 \$25 taconite	-	-	-	Total expenditures	-	-	-
4.27 Disabled accessibility	-	-	-	<i>Nonspendable:</i>			
4.28 Learning and development	-	-	-	4.60 Nonspendable fund balance	-	-	-
4.34 Area learning center	-	-	-	<i>Restricted/reserved:</i>			
4.35 Contracted alternative programs	-	-	-	4.25 Bond refunding	-	-	-
4.36 State approved alternative program	-	-	-	4.33 Maximum effort loan aid	-	-	-
4.38 Gifted and talented	-	-	-	4.51 QZAB payments	-	-	-
4.40 Teacher development and evaluation	-	-	-	4.67 LTFM	-	-	-
4.41 Basic skills programs	-	-	-	<i>Restricted:</i>			
4.45 Career technical programs	-	-	-	4.64 Restricted fund balance	-	-	-
4.46 First grade preparedness	-	-	-	<i>Unassigned:</i>			
4.48 Achievement and integration revenue	-	-	-	4.63 Unassigned fund balance	-	-	-
4.49 Safe school crime	-	-	-				
4.51 QZAB Payments	-	-	-	<b>08 TRUST FUND</b>			
4.52 OPEB Liabilities not Held in Trust	-	-	-	Total revenue	\$ -	\$ -	\$ -
4.53 Unfunded Severance and Retirement Levy	-	-	-	Total expenditures	-	-	-
4.59 Basic Skills Extended Time	-	-	-	<i>Unassigned:</i>			
4.67 Long-term Facilities Maintenance	-	-	-	4.01 Student Activities	-	-	-
4.72 Medical Assistance	-	-	-	4.02 Scholarships	-	-	-
4.75 Title VII - Impact Aid	-	-	-	4.22 Net position	-	-	-
4.76 Payments in Lieu of Taxes	-	-	-				
<i>Restricted:</i>				<b>18 CUSTODIAL</b>			
4.72	-	-	-	Total revenue	\$ -	\$ -	\$ -
4.64 Restricted fund balance	-	-	-	Total expenditures	-	-	-
4.75	-	-	-	<i>Restricted/reserved:</i>			
4.76	-	-	-	4.01 Student Activities	-	-	-
<i>Committed:</i>				4.02 Scholarships	-	-	-
4.18 Committed for separation	-	-	-	4.48 Achievement and Integration	-	-	-
4.61 Committed	-	-	-	4.64 Restricted	-	-	-
<i>Assigned:</i>							
4.62 Assigned fund balance	-	-	-	<b>20 INTERNAL SERVICE FUND</b>			
<i>Unassigned:</i>				Total revenue	\$ -	\$ -	\$ -
4.22 Unassigned fund balance	144,897	144,896	1	Total expenditures	-	-	-
<b>02 FOOD SERVICE FUND</b>				<i>Unassigned:</i>			
Total revenue	\$ 126,733	\$ 126,734	\$ (1)	4.22 Net position	-	-	-
Total expenditures	126,044	126,045	(1)				
<i>Nonspendable:</i>				<b>25 OPEB REVOCABLE TRUST</b>			
4.60 Nonspendable fund balance	-	-	-	Total revenue	\$ -	\$ -	\$ -
<i>Restricted/reserved:</i>				Total expenditures	-	-	-
4.52 OPEB Liabilities Not Held in Trust	-	-	-	<i>Unassigned:</i>			
<i>Restricted:</i>				4.22 Net position	-	-	-
4.64 Restricted fund balance	689	689	-				
<i>Unassigned:</i>				<b>45 OPEB IRREVOCABLE TRUST</b>			
4.63 Unassigned fund balance	-	-	-	Total revenue	\$ -	\$ -	\$ -
<b>04 COMMUNITY SERVICE FUND</b>				Total expenditures	-	-	-
Total revenue	\$ -	\$ -	\$ -	<i>Unassigned:</i>			
Total expenditures	-	-	-	4.22 Net position	-	-	-
<i>Nonspendable:</i>							
4.60 Nonspendable fund balance	-	-	-	<b>47 OPEB DEBT SERVICE</b>			
<i>Restricted/reserved:</i>				Total revenue	\$ -	\$ -	\$ -
4.26 \$25 Taconite	-	-	-	Total expenditures	-	-	-
4.31 Community Education	-	-	-	<i>Nonspendable:</i>			
4.32 ECFE	-	-	-	4.60 Nonspendable fund balance	-	-	-
4.40 Teacher Development And Evaluation	-	-	-	<i>Restricted:</i>			
4.44 School Readiness	-	-	-	4.25 Bond refundings	-	-	-
4.47 Adult Basic Education	-	-	-	4.64 Restricted fund balance	-	-	-
4.52 OPEB Liabilities Not Held in Trust	-	-	-	<i>Unassigned:</i>			
<i>Restricted:</i>				4.63 Unassigned fund balance	-	-	-
4.64 Restricted fund balance	-	-	-				

**Bdote Learning Center**  
**Schedule of Expenditures of Federal Awards**  
**Year Ended June 30, 2020**

Federal Agency/Pass Through Agency/Program Title	CFDA Number	Expenditures
<b>U.S. Department of Agriculture</b>		
Through Minnesota Department of Education		
Child Nutrition Cluster		
School Breakfast	10.553	\$ 21,215
Type A Lunch and Commodities Programs	10.555	47,015
COVID - Summer Food Service	10.559	56,123
Total Child Nutrition Cluster and U.S. Department of Agriculture		<u>124,353</u>
<b>U.S. Department of Education</b>		
Through Minnesota Department of Education		
Title I, Part A	84.010	33,445
Title II, Part A - Teacher and Principal Training and Recruiting	84.367	5,528
Special Education Cluster		
Special Education Grants to States	84.027	24,845
Special Education Preschool Grants	84.173	47
Total Special Education Cluster		<u>24,892</u>
Title IV, Part A	84.186	10,000
Title VI, Part B	84.358	26,231
COVID - Education Stabilization Fund	84.425	27,776
Total U.S. Department of Education		<u>127,872</u>
<b>U.S. Department of Health and Human Services</b>		
Direct		
Native American Program	93.612	283,294
Native American Languages	93.587	241,225
Total U.S. Department of Health and Human Services		<u>524,519</u>
Total Federal Expenditures		<u>\$ 776,744</u>

**Bdote Learning Center  
Charter School No. 4226  
Notes to the Schedule of Expenditures of Federal Awards**

**NOTE 1 – BASIS OF PRESENTATION**

The accompanying Schedule of Expenditures of Federal Awards includes the federal grant activity of the School and is presented on the modified accrual basis of accounting. The information in this Schedule is presented in accordance with the requirements of the Uniform Guidance. Therefore, some amounts presented in this Schedule may differ from amounts presented in, or used in the preparation of the financial statements.

**NOTE 2 – PASS-THROUGH GRANT NUMBERS**

All pass-through entities listed above use the same CFDA numbers as the federal grantors to identify these grants and have not assigned any additional identifying numbers.

**NOTE 3 – INVENTORY**

Inventories of commodities donated by the U.S. Department of Agriculture are recorded at market value in the Food Service Fund as inventory. Revenue and expenditures are recorded when commodities are used.

**NOTE 4 – INDIRECT COST RATE**

The School did not elect to use the 10 percent de minimis indirect cost rate.

**Report on Internal Control over Financial Reporting  
and on Compliance and Other Matters Based on an Audit of Financial Statements  
Performed in Accordance with *Government Auditing Standards***

**Independent Auditor's Report**

To the Board of Directors  
Bdote Learning Center  
Minneapolis, Minnesota

We have audited, in accordance with auditing standards generally accepted in the United States of America and the standards applicable to financial audits contained in *Government Auditing Standards*, issued by the Comptroller General of the United States, the financial statements of the governmental activities, and each major fund of Bdote Learning Center, Minneapolis, Minnesota, as of and for the year ending June 30, 2020, and the related notes to financial statements, which collectively comprise the School's basic financial statements and have issued our report thereon dated October 23, 2020.

**Internal Control over Financial Reporting**

In planning and performing our audit of the financial statements, we considered the School's internal control over financial reporting (internal control) to determine the audit procedures that are appropriate in the circumstances for the purpose of expressing our opinions on the financial statements, but not for the purpose of expressing an opinion on the effectiveness of the School's internal control. Accordingly, we do not express an opinion on the effectiveness of the School's internal control.

A deficiency in internal control exists when the design or operation of a control does not allow management or employees, in the normal course of performing their assigned functions, to prevent, or detect and correct, misstatements on a timely basis. A material weakness is a deficiency, or a combination of deficiencies, in internal control such that there is a reasonable possibility that a material misstatement of the financial statements will not be prevented, or detected and corrected, on a timely basis. A significant deficiency is a deficiency, or a combination of deficiencies, in internal control that is less severe than a material weakness, yet important enough to merit attention by those charged with governance.

Our consideration of the internal control was for the limited purpose described in the first paragraph of this section and was not designed to identify all deficiencies in the internal control that might be material weaknesses or significant deficiencies and therefore, material weaknesses or significant deficiencies may exist that were not identified. Given these limitations, during our audit, we did not identify any deficiencies in internal control that we consider to be material weaknesses. However, material weaknesses may exist that have not been identified.

### **Compliance and Other Matters**

As part of obtaining reasonable assurance about whether the School's financial statements are free from material misstatement, we performed tests of its compliance with certain provisions of laws, regulations, contracts and grant agreements, noncompliance with which could have a direct and material effect on the determination of financial statement amounts. However, providing an opinion on compliance with those provisions was not an objective of our audit and, accordingly, we do not express such an opinion. The results of our tests disclosed no instances of noncompliance or other matters that are required to be reported under *Government Auditing Standards*.

### **Purpose of this Report**

The purpose of this report is solely to describe the scope of our testing of internal control and compliance and the result of that testing, and not to provide an opinion on the effectiveness of the School's internal control or on compliance. This report is an integral part of an audit performed in accordance with *Government Auditing Standards* in considering the School's internal control and compliance. Accordingly, this communication is not suitable for any other purpose.

*BerganKDV, Ltd.*

Minneapolis, Minnesota  
October 23, 2020

**Report on Compliance for Each Major Federal Program and on Internal Control  
over Compliance Required by the Uniform Guidance**

**Independent Auditor's Report**

To the Board of Directors  
Bdote Learning Center  
Minneapolis, Minnesota

**Report on Compliance for Each Major Federal Program**

We have audited Bdote Learning Center compliance with the types of compliance requirements described in the U.S. *Office of Management and Budget (OMB) Compliance Supplement* that could have a direct and material effect on each of the School's major federal programs for the year ended June 30, 2020. The School's major federal programs are identified in the summary of auditor's results section of the accompanying Schedule of Findings and Questioned Costs in Accordance with the Uniform Guidance.

**Management's Responsibility**

Management is responsible for compliance with federal statutes, regulations, and the terms and conditions of its federal awards applicable to its federal programs.

**Auditor's Responsibility**

Our responsibility is to express an opinion on compliance for each of the School's major federal programs based on our audit of the types of compliance requirements referred to above. We conducted our audit of compliance in accordance with auditing standards generally accepted in the United States of America; the standards applicable to financial audits contained in *Government Auditing Standards*, issued by the Comptroller General of the United States; and the audit requirements of Title 2 U.S. Code of Federal Regulations Part 200, Uniform Administrative Requirements, Cost Principles, and Audit Requirements of Federal Awards (Uniform Guidance). Those standards and the Uniform Guidance require that we plan and perform the audit to obtain reasonable assurance about whether noncompliance with the types of compliance requirements referred to above that could have a direct and material effect on a major federal program occurred. An audit includes examining, on a test basis, evidence about the School's compliance with those requirements and performing such other procedures as we considered necessary in the circumstances.

We believe that our audit provides a reasonable basis for our opinion on compliance for each major federal program. However, our audit does not provide a legal determination of the School's compliance.

**Opinion on Each Major Federal Program**

In our opinion, Bdote Learning Center complied, in all material respects, with the types of compliance requirements referred to above that could have a direct and material effect on each of its major federal programs for the year ended June 30, 2020.



## Report on Internal Control over Compliance

Management of the School is responsible for establishing and maintaining effective internal control over compliance with the types of compliance requirements referred to above. In planning and performing our audit of compliance, we considered the School's internal control over compliance with the types of requirements that could have a direct and material effect on each major federal program to determine the auditing procedures that are appropriate in the circumstances for the purpose of expressing an opinion on compliance for each major federal program and to test and report on internal control over compliance in accordance with the Uniform Guidance, but not for the purpose of expressing an opinion on the effectiveness of internal control over compliance. Accordingly, we do not express an opinion on the effectiveness of the School's internal control over compliance.

Our consideration of internal control over compliance was for the limited purpose described in the preceding paragraph and was not designed to identify all deficiencies in internal control over compliance that might be material weaknesses or significant deficiencies, and therefore material weaknesses or significant deficiencies may exist that have not been identified. However, as discussed below, we identified certain deficiencies in internal control over compliance that we consider to be significant deficiencies.

A deficiency in internal control over compliance exists when the design or operation of a control over compliance does not allow management or employees, in the normal course of performing their assigned functions, to prevent, or detect and correct, noncompliance with a type of compliance requirement of a federal program on a timely basis. A material weakness in internal control over compliance is a deficiency, or combination of deficiencies, in internal control over compliance, such that there is a reasonable possibility that material noncompliance with a type of compliance requirement of a federal program will not be prevented, or detected and corrected on a timely basis. We did not identify any material weaknesses in internal control over compliance.

A significant deficiency in internal control over compliance is a deficiency, or a combination of deficiencies, in internal control over compliance with a type of compliance requirement of a federal program that is less severe than a material weakness in internal control over compliance, yet important enough to merit attention by those charged with governance. We consider the deficiencies in internal control over compliance described in the accompanying Schedule of Findings and Questioned Costs in accordance with the Uniform Guidance as items 2020-001 and 2020-002 to be significant deficiencies.

The School's responses to internal control over compliance findings identified in our audit are described in the accompanying Schedule of Findings and Questioned Costs in Accordance with the Uniform Guidance. The School's responses were not subjected to the auditing procedures applied in the audit of compliance and, accordingly, we express no opinion on the responses.

The purpose of this report on internal control over compliance is solely to describe the scope of our testing of internal control over compliance and the results of that testing based on the requirements of the Uniform Guidance. Accordingly, this report is not suitable for any other purpose.

*BerganKDV, Ltd.*

Minneapolis, Minnesota  
October 23, 2020

**Bdote Learning Center  
Schedule of Findings and Questioned Costs  
in Accordance with the Uniform Guidance**

**SECTION I – SUMMARY OF AUDITOR'S RESULTS**

**Financial Statements**

Type of auditor's report issued:	We issued an unmodified opinion on the fair presentation of the financial statements of the governmental activities, each major fund and the aggregate remaining fund information in accordance with accounting principles generally accepted in the United States of America (GAAP).
Internal control over financial reporting:	
• Material weakness(es) identified?	No
• Significant deficiency(ies) identified?	No
Noncompliance material to financial statements noted?	No

**Federal Awards**

Type of auditor's report issued on compliance for major programs:	Unmodified
Internal control over major programs:	
• Material weakness(es) identified?	No
• Significant deficiency(ies) identified?	Yes, Audit Findings 2020-001 and 2020-002
Any audit findings disclosed that are required to be reported in accordance with 2 CFR 200.516?	No

**Identification of Major Programs**

CFDA No:	93.612
Name of Federal Program or Cluster:	Native American Program
CFDA No:	93.587
Name of Federal Program or Cluster:	Native American Languages
Dollar threshold used to distinguish between type A and type B programs:	\$750,000
Auditee qualified as low risk auditee?	No

**Bdote Learning Center  
Schedule of Findings and Questioned Costs  
in Accordance with the Uniform Guidance**

**SECTION II – FINANCIAL STATEMENT FINDINGS**

None

**SECTION III – FEDERAL AWARD FINDINGS AND QUESTIONED COSTS**

Audit Finding 2020-001 – Native American Programs (CFDA 93.612); Grant Period – Year Ended June 30, 2020; Department of Health and Human Services

*Criteria or Specific Requirement:*

Internal control that assures time worked in federal programs and related payroll and benefit costs are properly charged to the program.

*Condition:*

During our audit, we noted instances where time and effort reports or equivalent were not completed sufficiently. We also noted instances where benefit allocations were not sufficiently documented.

*Context:*

The School could be charging costs to federal programs in error.

*Effect:*

The costs charged to the program could be overstated.

*Cause:*

School personnel did not ensure internal controls were in place to adequately document time charged to the federal program. School personnel also did not sufficiently document benefit allocations charged to the program.

*Recommendation:*

Review internal controls in place to review and approve time charged to federal programs and related payroll and benefit costs to ensure errors can be identified in a timely manner.

*Management's Response:*

**CORRECTIVE ACTION PLAN (CAP):**

1. Explanation of Disagreement with Audit Finding  
There is no disagreement with the audit finding.
2. Actions Planned in Response to Finding  
Review policies and procedures for verifying time and benefits charged to federal programs.
3. Official Responsible for Ensuring CAP  
Nichole Schmidt, CFO, is the official responsible for ensuring corrective action of the deficiency.

**Bdote Learning Center  
Schedule of Findings and Questioned Costs  
in Accordance with the Uniform Guidance**

**SECTION III – FEDERAL AWARD FINDINGS AND QUESTIONED COSTS (CONTINUED)**

Audit Finding 2020-001 – Native American Programs (CFDA 93.612); Grant Period – Year Ended June 30, 2020; Department of Health and Human Services (Continued)

*Management's Response (Continued):*

**CORRECTIVE ACTION PLAN (CAP) (CONTINUED):**

4. Planned Completion Date for CAP  
The planned completion date for the CAP is June 30, 2021.
5. Plan to Monitor Completion of CAP  
The School Board will be monitoring this CAP.

Audit Finding 2020-002 – Native American Programs (CFDA 93.612) and Native American Languages (CFDA 93.587); Grant Period – Year Ended June 30, 2020; Department of Health and Human Services

*Criteria or Specific Requirement:*

Internal control that assures allowable costs and activities and procurement, suspension, and debarment compliance requirements are being met.

*Condition:*

During our audit, we noted instances where invoices were insufficiently reviewed or were not marked as paid to prevent duplicate payment. We also noted that policies and procedures were not in place to address compliance requirements related to procurement, suspension, and debarment.

*Context:*

The School could be charging costs to federal programs in error and may enter into contracts that are not in compliance with compliance requirements.

*Effect:*

The costs charged to the program could be overstated and contracts could have instances of noncompliance.

*Cause:*

School personnel did not ensure internal controls were in place to review invoices and mark invoices as paid. School personnel also did not sufficiently document procurement activities including documenting rationale for not obtaining two or more quotes prior to making small purchases or documenting process for determining whether vendors selected for procurement were suspended or debarred.

**Bdote Learning Center  
Schedule of Findings and Questioned Costs  
in Accordance with the Uniform Guidance**

**SECTION III – FEDERAL AWARD FINDINGS AND QUESTIONED COSTS (CONTINUED)**

Audit Finding 2020-002 – Native American Programs (CFDA 93.612) and Native American Languages (CFDA 93.587); Grant Period – Year Ended June 30, 2020; Department of Health and Human Services (Continued)

*Recommendation:*

Review internal controls in place for reviewing allowable costs and for procurement, suspension and debarment to ensure internal controls address compliance requirements in the Uniform Guidance.

*Management's Response:*

**CORRECTIVE ACTION PLAN (CAP):**

1. Explanation of Disagreement with Audit Finding  
There is no disagreement with the audit finding.
2. Actions Planned in Response to Finding  
Review policies and procedures for reviewing allowable costs and activities and for procurement, suspension, and debarment compliance requirements.
3. Official Responsible for Ensuring CAP  
Nichole Schmidt, CFO, is the official responsible for ensuring corrective action of the deficiency.
4. Planned Completion Date for CAP  
The planned completion date for the CAP is June 30, 2021.
5. Plan to Monitor Completion of CAP  
The School Board will be monitoring this CAP.

**Minnesota Legal Compliance**  
**Independent Auditor's Report**

To the Board of Directors  
Bdote Learning Center  
Minneapolis, Minnesota

We have audited, in accordance with auditing standards generally accepted in the United States of America and the standards applicable to financial audits contained in *Government Auditing Standards*, issued by the Comptroller General of the United States, the financial statements of the governmental activities, and each major fund of Bdote Learning Center, Minneapolis, Minnesota, as of and for the year ended June 30, 2020, and the related notes to financial statements, and have issued our report thereon dated October 23, 2020.

The *Minnesota Legal Compliance Audit Guide for Charter Schools*, promulgated by the State Auditor pursuant to *Minnesota Statutes* § 6.65, contains two categories of compliance to be tested in audits of charter schools: uniform financial accounting and reporting standards, and charter schools. Our audit considered all of the listed categories.

In connection with our audit, nothing came to our attention that caused us to believe that the School failed to comply with the provisions of the *Minnesota Legal Compliance Audit Guide for Charter Schools*, except as described in the accompanying Schedule of Findings and Corrective Action Plan on Legal Compliance. However, our audit was not directed primarily toward obtaining knowledge of such noncompliance. Accordingly, had we performed additional procedures, other matters may have come to our attention regarding the School's noncompliance with the above referenced provisions.

The purpose of this report is solely to describe the scope of our testing of compliance and the result of that testing, and not to provide an opinion on compliance. Accordingly, this communication is not suitable for any other purpose.

*BerganKDV, Ltd.*

Minneapolis, Minnesota  
October 23, 2020

**Bdote Learning Center  
Charter School No. 4226  
Schedule of Finding and Corrective Action Plan  
on Legal Compliance**

**CURRENT AND PRIOR YEAR LEGAL COMPLIANCE FINDING:**

**Prompt Payment of Bills**

*Minnesota Statutes* 471.425, subd. 2 requires that bills are to be paid within the time period set by the terms of the contract or within the standard payment period. The standard payment period is 35 days from receipt of goods or services or invoice, whichever is later, for governing boards that meet at least once a month.

During our audit, we noted multiple disbursements that were paid over 35 days after the invoice was received during the year ended June 30, 2020.

**CORRECTIVE ACTION PLAN (CAP):**

1. Explanation of Disagreement with Audit Finding  
There is no disagreement with the audit finding.
2. Actions Planned in Response to Finding  
Administration will look to improve operations to ensure that bills are paid in a timely manner as required by *Minnesota Statutes* 471.425, subd. 2.
3. Official Responsible for Ensuring CAP  
Graham Hartley, Treasurer, is the official responsible for ensuring corrective action of the finding.
4. Planned Completion Date for CAP  
The planned completion date for the CAP is June 30, 2021.
5. Plan to Monitor Completion of CAP  
The School Board will be monitoring this CAP.